www.pgr.com.tr

PGR®
DRIVE TECHNOLOGIES



PCD SERIES

Sikloid Serisi Redüktörler
Cycloid Series Reducers
Zykloidgetriebe
Riduttori della serie cicloide
La série des réducteurs cycloïdaux
Reductores de la serie cicloide

IE2 | IE3

TR | EN | DE | IT | FR | ES

PGR®
DRIVE TECHNOLOGIES

Kataloğumuzda yer alan bilgileri, önceden haber vermeksizin kısmen veya tamamen değiştirme veya iptal etme hakkını saklı tutmaktayız. /
We reserve the right to our company to make changes or modifications to catalogue without prior notice. /
Eine änderung in diesem Katalog der Technischen Werte sowie Daten und Maßen und Gewichte bleiben vorbehalten. /
Nous réservons le droit à notre société d'apporter toutes sortes de changement ou modifications au catalogue sans préavis. /
Ci riserviamo il diritto di apportare cambiamenti o modifiche al catalogo senza preavviso. /
Nuestra compañía se reserva el derecho a realizar cambios o modificaciones a este catálogo sin previo aviso. /

PGR®

DRIVE TECHNOLOGIES



PGR®
DRIVE TECHNOLOGIES

İÇİNDEKİLER / CONTENTS / INHALT / INDICE / INDEX / INDICE

Giriş / Introduction/ Einführung / Introduzione / Introduction/ Introducción **3**

Genel Bilgiler / General Information / Allgemeine Informationen / Informazioni Generali / informations générales / información general

Ürün Tanıtımı / Product overview / Produktübersicht / Introduzione al prodotto / Présentation de produit / Introducción del producto..... **4 - 5**

Özellikler ve Avantajlar / Properties and advantages / Eigenschaften und Vorteile / Caratteristiche e vantaggi / Caractéristiques et avantages / Características y ventajas..... **6 - 7**

Çalışma Prensibi / Working principle / Funktionsprinzip / Principio di funzionamento / Principe de fonctionnement / Principio de funcionamiento ..... **8 - 9**

Teknik Bilgiler / Technical Information / Technische Informationen / Informazioni Tecniche / Informacion Tecnica / Información Técnico..... **10 - 11**

Semboller / Symbols / Zeichen / Simbologia / Symboles / Simbologia ..... **12 - 13**

Sipariş Örneği / Example For Ordering / Beispiel Bestellbeschreibung / Esempio Di Ordinazione / Exemple De Commande Ejemplo Orden De Compra..... **14 - 16**

Kullanılan Terimler / Nomenclature / Nomenklatur / I termini usati / Les termes utilisés / Los términos utilizados..... **17**

Montaj Pozisyonları/ Mounting positions / Einbaulage / Piazzamento / Pos. de montage / Pos. de montaje..... **18 - 22**

Servis Faktörü / Service factor / Betriebsfaktor / Fattore di servizio / Facteur de service / Factor de servicio..... **23**

Uygulama Alanları / Application Areas / Anwendungsbereiche / Aree di applicazione / Champ d'application / Áreas de aplicación..... **24 - 27**

Redüktör Seçimi / Gear unit selection / Getriebeauswahl / Selezione del riduttore / Séléction de réducteur / Selección del reductor.. **28 - 33**

Yağlama / Lubrication / Schmierung / Lubrificazione / Lubrification / Lubricación ..... **34 - 43**

Atalet momenti / Moments of inertia / Massenträgheitmomente / Momenti d'inerzia / Moments d'inertie / Momentos de inercia..... **44 - 45**

Radyal ve eksenel yükler / Radial and axial loads / Radiale und axiale Belastungen / Carichi radiali e assiali / Charges radiales et axiales / Cargas radiales y axiales..... **46 - 51**

Motorlu Seçim Tabloları / Selection Tables of Gearedmotors / Auswahltabelle von Getriebemotoren / Tabella di selezione di motoriduttori / Tableau de sélection du motoreducteurs / Tabla de selección de motorreductores..... **53 - 161**

Ölçü Tabloları / Dimension Tables / Maßtabelles / Dimensione Tabelle / Tables de Dimension / Tablas de Dimensiones..... **163 - 381**

X - C - W Adaptörü Seçim Tabloları / Selection Tables of X - C and W Adapters / Auswahltabelle von X - C - W Adapters / Tabella di selezione di X - C - W Adattatore / Tableau de sélection du X - C - W Adaptateur / Tabla de selección de X - C - W Adaptador..... **383 - 405**

Genel Parça Listesi / General Part List / Allgemeine Stuckliste / Generale Elenco Delle Parti / Générale la liste des piéces / Lista de Piezas en General..... **407 - 418**

Elektrik Motoru / Electric Motors / Elektromotoren / Motori elettrici / Moteurs électriques / Motores eléctricos..... **419 - 448**

Motor parça listesi / Motor parts lıst / Motor teıl lıste / Partı motore lıst / Pıèces de moteur lıste / Pıezas del motor lısta..... **449 - 452**

Fren parça listesi / Brake parts list / Bremse teil list / Elenco delle parti freno / Liste des pièces de frein / Lista de piezas de freno..... **453**

TR KALİTE POLİTİKAMIZ

Polat Group Redüktör San. ve Tic. A.Ş., en iyiyi yakalamak için; İş Sağlığı ve Güvenliği, Çevre Güvenliği ve Kalite Yönetim Sistemi uygulamalarını, Üretim ve Hizmet sürecinin vazgeçilmez bir unsuru olarak değerlendirmekte ve uygulamaktadır.

Bu doğrultuda;

- Yayınlanmış ulusal/uluslararası yasal şartlar ve diğer şartlara uymak ve güncelliğini takip etmeyi;
- Atıkları kaynağında azaltmak ve teknolojik imkanlar ile çevre etkilerini kontrol altında tutmayı;
- Bünyemizde uygulanan yönetim sistemlerinin performansının değerlendirmek ve sürekli iyileştirmeyi;
- Eğitimlerle çalışanlarımızı çevre, iş sağılığı ve güvenliği ve Kalite yönetim sistemleri konusunda bilinçlendirmeyi;
- Çalışan sağlığının ve çevrenin korunması için çalışmaları mızı güncel tutmayı;
- Sektöründeki teknolojik gelişmeleri takip etmeyi, pazar payındaki istikrarını sürdürmek için müşterilerinin istek ve beklentilerine eksiksiz ve zamanında cevap vererek sürekli artan müşteri memnuniyetini sağlamayı, eğitimli çalışanlarının performansını, huzurlu bir çalışma ortamı sağlayarak artırmayı;

Şirket politikası olarak benimsemiştir.

VİZYONUMUZ

Müşteri ve çalışan memnuniyetini en üst düzeyde tutan, gelişmeleri izleyen değil yaratan bir dünya şirketi olmaktır.

MİSYONUMUZ

Müşterilerimizin ihtiyaçlarını karşılayacak çözümleri bilgi teknolojilerini kullanarak en verimli ve kaliteli şekilde sunmaktır.

Polat Group Redüktör olarak birçok farklı ürün yelpazesi ile, müşteri ihtiyacını maksimum seviyede karşılamak için eş zamanlı mühendislik yöntemlerini kullanarak çalışmalarını sürdürmektedir. Tasarım faaliyetleri, ürün geliştirme programları ve bilgisayar destekli çalışmalarımız sürekli gelişen bir grafik çizmektedir. Rekabetçi ve güçlü kalite politikamız müşteri yelpazemizi genişletmektedir.

EN OUR QUALITY POLICY

Polat Group Redüktör San. ve Tic. A.Ş., considers and applies Occupational Health and Safety, Environmental Safety and Quality Management System as the inseparable part of Production and Service process.

In line with this, our company adopts:

- Complying with published national/international legal provisions and other conditions and following up-to-datedness thereof;
- Reducing wastes in resources and keeping environmental impacts under control with technological opportunities;
- Assessing and constantly improving performance of management systems applied within our company;
- Raising awareness of our employees about occupational health and safety and quality management systems through trainings;
- Keeping our activities up-to-dated to protect personnel health and environmental protection;
- Following technological developments in the sector, ensuring ever-increasing customer satisfaction by responding to requests and expectations of customers completely and duly to sustain stability in the market share and increasing performance of trained employees by providing a peaceful working environment;

as the company policy.

OUR VISION

Our vision is to become a world company which meets and surpasses the customer satisfaction and which not only follows the development but also creates the development itself.

OUR MISSION

Our mission is to provide the solutions to our customers in the most efficient and qualified way by making use of the information technologies.

Our reducer group carries out its work using simultaneous engineering methods in order to meet the demands of our customers by presenting several different product ranges. Design and planning activities, product development programmes and computer supporting work show a continuously growing chart. Our competitive and strong quality policy is to develop our customer spectrum.

DE UNSERE QUALITÄTSPOLITIK

Polat Group Redüktör San. ve Tic. A.Ş., um an das Beste zu gelangen; es bewertet und implementiert die Praktiken des Arbeitsschutz-, Umweltsicherheits- und Qualitätsmanagementsystems als unverzichtbares Element des Produktions- und Serviceprozesses.

In diese Richtung;

- Einhaltung und Befolgung der aktualisierten nationalen / internationalen gesetzlichen und sonstigen Anforderungen;
- Abfall an seiner Quelle zu reduzieren und technologische Möglichkeiten und Umweltauswirkungen unter Kontrolle zu halten;
- Bewertung und kontinuierliche Verbesserung der Leistung der in unserer Struktur implementierten Managementsysteme;
- Sensibilisierung unserer Mitarbeiter für Umwelt-, Arbeitsschutz- und Qualitätsmanagementsysteme durch Schulungen;
- Um unsere Arbeit zum Schutz der Gesundheit und der Umwelt der Mitarbeiter auf dem neuesten Stand zu halten;
- Verfolgung der technologischen Entwicklungen in der Branche, Gewährleistung der stetig steigenden Kundenzufriedenheit durch vollständige und pünktliche Reaktion auf die Anforderungen und Erwartungen ihrer Kunden, um ihre Marktanteilsstabilität zu erhalten, Steigerung der Leistung ihrer geschulten Mitarbeiter durch Schaffung eines friedlichen Arbeitsumfelds;

hat sie als Unternehmenspolitik übernommen.

UNSERE VISION

Unsere Vision ist ein Weltunternehmen zu erschaffen, das die Kunden - und Mitarbeiterzufriedenheit ständig im höchsten Zustand haltet und die Entwicklungen nicht nur verfolgt, sondern auch gestaltet.

UNSER ZIEL

Unser Ziel ist unseren Kunden die Produkte, Qualitäts- und Dienstleistungen sowie Lösungen, die die Kundenerwartungen übertreffen und im besten und leistungsfähigsten Zustand mit Hilfe der neuesten Informationstechnologien zu bieten.

Polat Group Redüktör GmbH führt sämtliche Tätigkeiten des Ingenieurwesens gleichzeitig weiter, um die Kundenerwartungen an alle unsere Produkte aus verschiedenen Produktpalletten im höchsten Zustand zu übertreffen. Unsere Entwurfstätigkeiten und Produktentwicklungsprogramme und EDV unterstützten Arbeitsprozesse zeigen eine steigernde Grafik. Unsere wettbewerbsfähige und kräftige Qualitätspolitik vergrößert unseren Kundenumfang weiter.

IT LA NOSTRA POLITICA DELLA QUALITÀ

Polat Group Redüktör San. ve Tic. A.Ş., considera e applica i sistemi di gestione della salute e della sicurezza sul lavoro, della sicurezza ambientale e della qualità come parte inscindibile del processo di produzione e di assistenza.

In linea con questo principio, la nostra azienda adotta:

- Rispettare le disposizioni di legge nazionali/internazionali pubblicate e altre condizioni e seguirne l'aggiornamento;
- Ridurre gli sprechi di risorse e tenere sotto controllo l'impatto ambientale con le opportunità tecnologiche;
- Valutare e migliorare costantemente le prestazioni dei sistemi di gestione applicati all'interno della nostra azienda;
- Sensibilizzare i nostri dipendenti sui sistemi di gestione della salute e della sicurezza sul lavoro e della qualità attraverso corsi di formazione;
- Mantenere aggiornate le nostre attività per proteggere la salute del personale e la tutela dell'ambiente;
- Seguire gli sviluppi tecnologici del settore, garantire una sempre maggiore soddisfazione dei clienti rispondendo alle loro richieste e aspettative in modo completo e corretto per sostenere la stabilità della quota di mercato e aumentare le prestazioni dei dipendenti formati fornendo un ambiente di lavoro sereno;

come politica aziendale.

LA NOSTRA VISIONE

La nostra visione è quella di essere un'azienda globale che dà priorità alla soddisfazione del cliente e che non sta a guardare, ma crea sviluppi.

LA NOSTRA MISSIONE

La nostra missione è fornire soluzioni in grado di soddisfare le richieste dei nostri clienti utilizzando le tecnologie informatiche nel modo più efficiente e qualificato.

Come Polat Group Redüktör, continuiamo le nostre attività utilizzando metodi di ingegneria simultanea per soddisfare al massimo le esigenze dei nostri clienti con una vasta gamma di prodotti. Le attività di progettazione, i programmi di sviluppo del prodotto e le attività assistite al computer mostrano un grafico in continuo sviluppo. La nostra politica di qualità competitiva e forte amplia il nostro portafoglio clienti.

FR NOS POLİTİQUES DE QUALİTÉ

Polat Group Redüktör San. ve Tic. A.Ş., considère et applique la santé et la sécurité au travail, la sécurité environnementale et le système de gestion de la qualité comme la partie indissociable du processus de production et de service.

Dans cette optique, notre société adopte:

- Respecter les dispositions juridiques nationales/internationales publiées et les autres conditions et en assurer l'actualisation;
- Réduire les déchets dans les ressources et maîtriser les impacts environnementaux grâce aux possibilités technologiques;
- Évaluer et améliorer constamment les performances des systèmes de gestion appliqués au sein de notre entreprise;
- Sensibiliser nos employés à la santé et à la sécurité au travail et aux systèmes de gestion de la qualité par des formations;
- Maintenir nos activités à jour pour protéger la santé du personnel et la protection de l'environnement;
- Suivre les évolutions technologiques dans le secteur, assurer une satisfaction toujours plus grande des clients en répondant complètement et dûment aux demandes et aux attentes des clients afin de maintenir la stabilité de la part de marché et d'accroître les performances des employés formés en leur offrant un environnement de travail paisible;

que la politique de l'entreprise.

NOTRE VISION

Notre vision est d'être une entreprise mondiale qui donne la priorité à la satisfaction du client et qui ne se contente pas de surveiller, mais crée des développements.

NOTRE MISSION

Notre mission est de fournir des solutions qui peuvent répondre aux demandes de nos clients en utilisant les technologies de l'information de la manière la plus efficace et la plus qualifiée.

En tant que Polat Group Redüktör, nous poursuivons nos activités en utilisant des méthodes d'ingénierie simultanée afin de répondre au maximum aux besoins de nos clients avec une large gamme de produits. Les activités de conception, les programmes de développement de produits et les activités assistées par ordinateur montrent un ableau en constante évolution. Notre politique de qualité compétitive et forte élargit notre portefeuille de clients.

ES NUESTRA POLÍTICA DE CALIDAD

Polat Group Redüktör San. ve Tic. A.Ş., considera y aplica el Sistema de Gestión de Seguridad y Salud Laboral, Seguridad Ambiental y Calidad como parte inseparable del proceso de Producción y Servicio.

De acuerdo con esto, nuestra empresa adopta:

- Cumplir con las disposiciones legales nacionales/internacionales publicadas y otras condiciones y seguir su actualización;
- Reducir el despilfarro de recursos y mantener el impacto medioambiental bajo control con oportunidades tecnológicas;
- Evaluar y mejorar constantemente el rendimiento de los sistemas de gestión aplicados en nuestra empresa;
- Sensibilizar a nuestros empleados sobre los sistemas de seguridad y salud laboral y de gestión de la calidad mediante cursos de formación;
- Mantener nuestras actividades al día para proteger la salud del personal y la protección del medio ambiente;
- Seguir la evolución tecnológica del sector, garantizar una satisfacción cada vez mayor de los clientes respondiendo a sus peticiones y expectativas de forma completa y adecuada para mantener la estabilidad en la cuota de mercado y aumentar el rendimiento de los empleados formados proporcionando un entorno de trabajo tranquilo;

como la política de la empresa.

NUESTRA VISIÓN

Nuestra visión es ser una empresa global que da prioridad a la satisfacción del cliente y no mira, sino que crea desarrollos.

NUESTRA MISIÓN

Nuestra misión es proporcionar soluciones que puedan satisfacer las demandas de nuestros clientes utilizando las tecnologías de la información de la manera más eficiente y cualificada.

Como Polat Group Redüktör, continuamos nuestras actividades utilizando métodos de ingeniería simultánea para satisfacer al máximo las necesidades de nuestros clientes con una amplia gama de productos. Las actividades de diseño, los programas de desarrollo de productos y las actividades asistidas por ordenador muestran un gráfico en constante evolución. Nuestra política de calidad competitiva y sólida amplía nuestra cartera de clientes.

TR GENEL BİLGİLER

Ürün Tanıtımı
Güç Aktarım alanında sikloid dişli redüktörlerinin kullanılması kompaklık, yüksek tahvil, küçük boyut ve ürün güvenilirliği konusundaki taleplere modern bir yanıttır.

Sikloid dişli redüktörler %65 çelik, %30 dökme demir ve daha düşük oranlarda kauçuk, kompozit vb. malzemeden üretilmektedir. Bu oranlar ürünün konfigürasyonuna bağlı olarak değişiklik göstermektedir.

PCD sikloid dişli redüktörleri çıkış şaftından iletilmek üzere, 7 ile 59500 Nm arasında değişiklik gösteren farklı çıkış momenti değerlerine bağlı olarak 21 ana gruba ayrılmıştır.

Farklı müşteri taleplerini karşılayabilmek adına sikloid dişli redüktörlerin ayaktan, flanştan ve gövdeden olmak üzere 3 farklı bağlantı opsiyonları bulunmaktadır. Giriş opsiyonu olarak serbest giriş milli, Pam Adaptörü bağlantılı ve C-Face bağlantılı verilebilmektedir.

EN GENERAL INFORMATION

Product overview
Using cycloid reducers at area of power transmission can provide compactness, high ratio, small size and product reliability.

Cycloid reducers are made by 65% steel, 30% cast iron, and lower rates of rubber, composite, etc. These rates changes according to the configuration of the product.

PCD cycloid reducers are divided into 21 main groups, to be transmitted from the output shaft, according to different output torque values which is varying between 7 and 59500 Nm.

In order to meet the needs of different customers, cycloid reducers have 3 different connection options: foot mounting, flange mounting and case mounting. The provided input options are free input shaft, hollow shaft adapter connection and C-FACE connection.

DE ALLGEMEINE INFORMATIONEN

Produktübersicht
Der Einsatz von Zykloidgetrieben im Bereich Leistungsübertragung ist eine moderne Antwort auf die Anforderungen an Kompaktheit, hohes Übersetzungsverhältnis, kleine Größe und Produktsicherheit.

Zykloidgetriebe werden zu 65% aus Stahl, zu 30% aus Gusseisen und zu niedrigen Anteilen aus Materialien wie Kautschuk, Verbundwerkstoff usw. hergestellt. Diese Verhältnisse variieren je nach Konfiguration des Produkts.

Die PCD Zykloidgetriebe sind abhängig von den verschiedenen Abtriebsdrehmomenten in 21 Hauptgruppen unterteilt, die von 7 bis 59500 Nm variieren und von der Abtriebswelle übertragen werden.

Um unterschiedlichen Kundenanforderungen gerecht zu werden, sind die Zykloidgetriebe in 3 verschiedenen Anschlussmöglichkeiten an Fuß, Flansch und Gehäuse verfügbar. Antriebsoptionen sind als freie Antriebswelle, Hohlwellen-adapter - Anschluss und C-FACE - Anschluss verfügbar.



IT INFORMAZIONI GENERALI

Introduzione al prodotto
L'impiego di riduttori cicloidi nel campo della trasmissione di potenza è una risposta moderna alle esigenze di compattezza, elevata potenza, dimensioni ridotte e affidabilità del prodotto.

I riduttori cicloidi sono realizzati per il 65% in acciaio, per il 30% in ghisa e per percentuali inferiori in gomma, materiali compositi ecc. Queste tariffe variano a seconda della configurazione del prodotto.

I riduttori cicloidi PCD sono suddivisi in 21 gruppi principali a seconda dei diversi valori di coppia in uscita che vanno da 7 a 59500 Nm da trasmettere attraverso l'albero di uscita.

Per soddisfare le diverse esigenze dei clienti, i riduttori cicloidi hanno 3 diverse opzioni di connessione: piede, flangia e carcassa. L'albero di ingresso libero, il collegamento adattatore per albero cavo e il collegamento C-FACE sono disponibili come opzioni di ingresso.

FR INFORMATIONS GÉNÉRALES

Présentation de produit
L'utilisation des réducteurs cycloïde dans le domaine de la tranmission de puissance est une solution moderne aux exigences de compacité, de démultiplication élevée, de petite taille et de fiabilité du produit.

Les réducteurs à engrenages cycloïde sont fabriqués de 65% acier 30% de fonte et des taux inférieurs de caoutchouc,de composite,etc. Ces ratios peuvent varier en fonction de la configuration du produits.

Les réducteurs cycloïdes PCD sont divisés en 21 groupes principaux en fonction de différentes valeurs de couple de sortie variant entre 7 et 59500 à transmettre à partir de de l'état de sortie.

Pour Mieux répondre aux demandes différentes de nos clients, les réducteurs à engrenages cycloïde ont trois options de connexion différentes; du pied, de la bride et du corps. Il peuvent être fourni avec un arbre d'entrée libre, une connexion adaptateur d'arbre creux et une connexion C-FACE en option d'entrée.

ES INFORMACIÓN GENERAL

Introducción del producto
El uso de reductores cicloides en el campo de la transmisión de potencia es una respuesta moderna a las demandas de compacidad, alto accionamiento, tamaño reducido y fiabilidad del producto.

Los reductores cicloides se fabrican con un 65% de acero, un 30% de hierro fundido y proporciones menores de materiales de caucho, compuestos, etc. Estas tarifas varían en función de la configuración del producto.

Los reductores cicloides de PCD se dividen en 21 grupos principales en función de los diferentes valores de par de salida, que van de 7 a 59500 Nm, que se transmiten a través del eje de salida.

Para satisfacer las diferentes demandas de los clientes, los reductores cicloides tienen 3 opciones de conexión diferentes: pie, brida y carcasa. Como opciones de entrada están disponibles el eje de entrada libre, la conexión adaptador de eje hueco y la conexión C-FACE.



TR GENEL BİLGİLER

ÖZELLİKLER VE AVANTAJLARI

ÖZELLİKLER

Yüksek Güvenilirlik
Sikloid dişlili redüktörler yüksek güvenilirlik ve uzun çalışma ömrü ile tanınmaktadır. Çeyrek asırlık sorunsuz çalışma olanağı sunar. Bu süre malzeme özelliklerine, kullanılan parçaların kalitelerine ve montaj prosedürlerinin dikkatli yapılmasına bağlıdır. Firmaya danışmadan yapılan uygulama ve yanlış seçimler sonucunda redüktör ile ilgili yaşanan problemlerde tarafımızdan verilen tüm garantiler kapsam dışına çıkar.

Aşırı Yük Kapasitesi
Sikloid redüktör içerisinde yer alan dişliler çalışma sırasında bir çok temas noktasına sahip olduğu için nominal torkun %500'ne kadar anlık şok yüklere karşı dayanabilir.

Kompakt Tasarım
Genellikle tek kademede 6:1 ile 119:1 arasında tahvil oranları verilebilir. 3 kademeli bir sikloid ünitesinde yaklaşık 1.000.000:1 tahvil oranının verilebilmesi mümkündür.

EN GENERAL INFORMATION

PROPERTIES AND ADVANTAGES

PROPERTIES

High Security
Cycloid reducers are known with their high security and durability. They can work without any problem for quarter century. This time depends on the properties of material, quality of used products and how carefully montage procedures is done. The problems which is occured by applications which is done without consulting to firm and the problem which is caused by wrong selection will be considered as out of garranty.

Overload capacity:
Since the gears in the cycloid reducer have many contact points during operation, they resist instantaneous shock loads up to 500% of the nominal torque.

Compact Design
Generally, ratios between 6:1 and 119:1 can be given in a single stage. It is possible to give ratio of approximately 1.000.000:1 in a triple stage cycloidal unit.

DE ALLGEMEINE INFORMATIONEN

EIGENSCHAFTEN UND VORTEILE

EIGENSCHAFTEN

Hohe Zuverlässigkeit
Zykloidgetriebe stehen für hohe Zuverlässigkeit und lange Lebensdauer. Sie bieten ein Vierteljahrhundertlangen reibungslosen Betrieb. Die Betriebszeit ist abhängig von den Materialeigenschaften, der Qualität der verwendeten Bauteile und einem sorgfältigen Montageverfahren. Probleme mit dem Getriebe aufgrund von Anwendungen ohne Rücksprache mit unserem Unternehmen und falscher Getriebeauswahl sind von unserer Garantie ausgeschlossen.

Überlastfähigkeit
Die Zahnräder im Zykloidgetriebe haben während des Betriebs mehrere Kontaktpunkte, sodass sie einer momentanen Stoßbelastung von bis zu 500% des Nenndrehmoments standhalten können.

Kompaktes Design
Generell sind in einer Stufe Übersetzungsverhältnisse zwischen 6:1 und 119:1 möglich. Bei einem 3-stufigen Zykloidgetriebe ist ein Übersetzungsverhältnis von ungefähr 1.000.000:1 möglich.

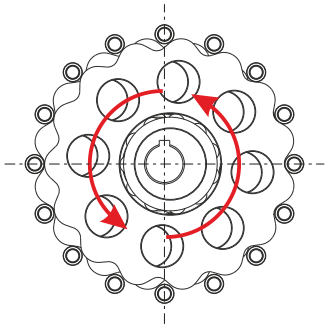

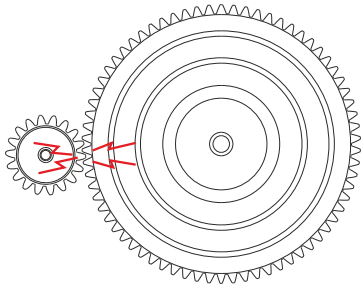

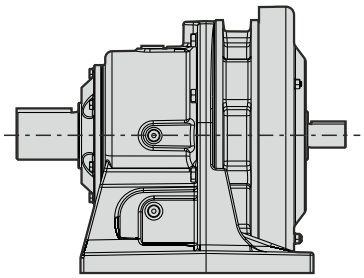

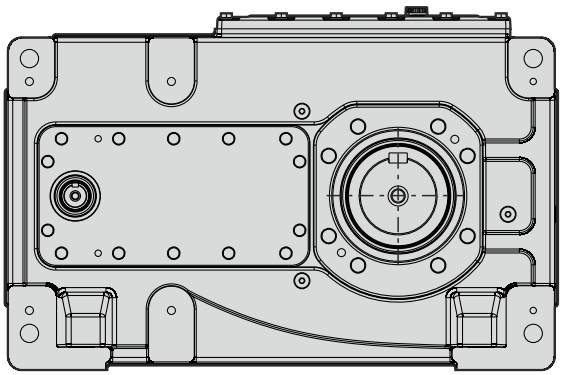

AVANTAJLAR

·Rekabetçi maliyet değerleri
·Yüksek güvenilirlik
·Uzun ömür ve minimum bakım
·Düşük atalet momenti ihtiyacı
·Sık dur-kalk çalışmalarına uygunluk
·Sikloid yapısına bağlı düşük gürültü seviyesi

ADVANTAGES:

·Competitive cost values
·High reliability
·Durability and minimum maintanance
·Low moment of inertia requirement
·Suitability for frequent start-stop working
·Low noise level due to cycloidal structure

VORTEILE

·wettbewerbsfähige Anschaffungskosten
·hohe Zuverlässigkeit
·lange Lebensdauer und minimale Wartung
·geringes Trägheitsmoment erforderlich
·für häufigen Start-Stopp-Betrieb geeignet
·geringer Geräuschpegel aufgrund der zyklische Bauweise

IT INFORMAZIONI GENERALI

CARATTERISTICHE E VANTAGGI

CARATTERISTICHE

Alta affidabilità
I riduttori cicloidi sono noti per l'elevata affidabilità e la lunga durata. Un quarto di secolo di funzionamento senza problemi. Ciò dipende dalle proprietà dei materiali, dalla qualità delle parti utilizzate e da accurate procedure di assemblaggio. Tutte le garanzie da noi fornite sono escluse dall'ambito di applicazione in caso di problemi con il riduttore a seguito di applicazioni e scelte errate effettuate senza consultare l'azienda.

Capacità di sovraccarico
Poiché gli ingranaggi del riduttore cicloide hanno molti punti di contatto durante il funzionamento, possono sopportare carichi d'urto istantanei fino al 500% della coppia nominale.

Design compatto
In genere, è possibile ottenere rapporti di adesione compresi tra 6:1 e 119:1 in un'unica fase. In un'unità cicloide a 3 stadi, è possibile un rapporto di legame di circa 1.000.000:1.

FR INFORMATIONS GÉNÉRALES

CARACTÉRISTIQUES ET AVANTAGES

CARACTÉRISTIQUES:

Haute sécurité
Les réducteurs cycloïdes sont connus pour leur haute sécurité et leur longue durée de vie; il offrent un quart de siècle de fonctionnement sans problème. Cette période dépend des caractéristiques du matériaux, de la qualité des pièces utilisées et des procédures d'assemblage soignées. Toutes les garanties que nous donnons sont exclues en cas de problémes liés aux réducteurs à la suite d'applications et de choix erronés effectués sans consulter l'entreprise.

Capasité élevée
Étant donné que les engrenages du réducteurs cycloïdes ont de nombreux point de contact pendant le fonctionnement, ils peuvent supporter des charges de choc instantanées jusqu'à 500% du coupe nomimal.

Design compact
Généralement, des rapports de liaison entre 6:1 et 119:1 peuvent être donnés en une seule étape. Il est possible de donner un rapport de liaison d'environ 1000000:1 dans une unité cycloïde trois à étages.

ES INFORMACIÓN GENERAL

CARACTERÍSTICAS Y VENTAJAS

CARACTERÍSTICAS

Alta fiabilidad
Los reductores cicloides son conocidos por su alta fiabilidad y larga vida útil. Un cuarto de siglo de funcionamiento sin problemas. Esto depende de las propiedades del material, la calidad de las piezas utilizadas y los cuidadosos procedimientos de montaje. Todas las garantías ofrecidas por nosotros quedan excluidas del ámbito de aplicación en caso de problemas con el reductor como resultado de la aplicación y de elecciones erróneas realizadas sin consultar a la empresa.

Capacidad de sobrecarga
Como los engranajes del reductor cicloide tienen muchos puntos de contacto durante el funcionamiento, pueden soportar cargas de choque instantáneas de hasta el 500% del par nominal.

Diseño compacto
Por lo general, se pueden conseguir relaciones de unión entre 6:1 y 119:1 en una sola etapa. En una unidad cicloide de 3 etapas, es posible una relación de enlace de aproximadamente 1.000.000:1.

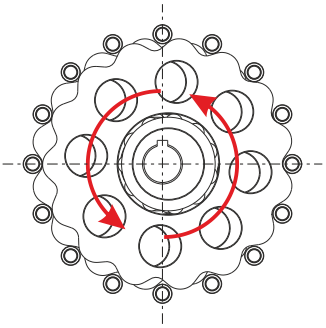

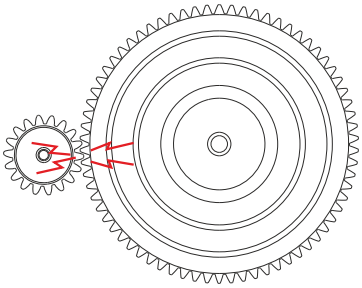

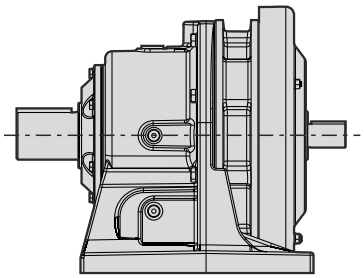

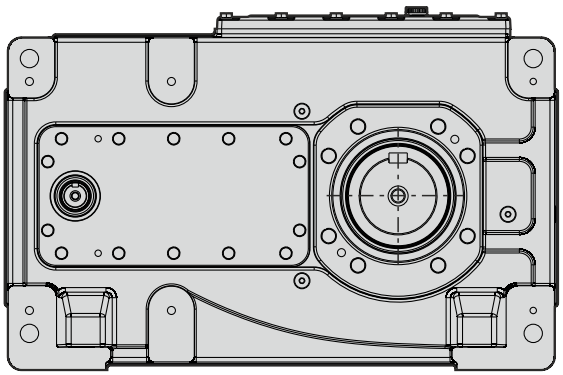

VANTAGGI

·Valori di costo competitivi
·Alta affidabilità
·Lunga durata e manutenzione minima
·Basso momento d'inerzia richiesto
·Idoneità a frequenti operazioni di stop-and-go
·Basso livello di rumorosità grazie alla struttura cicloide

AVANTAGES

·Des valeurs de coût compétitives
·Haute sécurité
·Longue vie et minimum d'entretien
·Faible exigence de moment d'inertie
·Aptitude aux arrêts et départs fréquents
·Faible bruit grâce à la structure cycloïde

VENTAJAS

·Valores de coste competitivos
·Alta fiabilidad
·Larga vida útil y mínimo mantenimiento
·Bajo requerimiento de momento de inercia
·Idoneidad para operaciones frecuentes de parada y arranque
·Bajo nivel de ruido gracias a la estructura cicloide

TR GENEL BİLGİLER

ÇALIŞMA PRENSİBİ

Nasıl çalışır?
Sikloid dişli redüktörler genel olarak 3 ana ekipmandan oluşmaktadır.

- Giriş kiti
- Sikloid disk montaj kiti
- Çıkış kiti

Giriş milinden alınan tahrik, eksantrik rulman vasıtasıyla sikloid disklerin burçlar üzerinde yuvarlanarak sikloid dönüş yapmasını sağlar. Disklerin, sikloid hareketi disk çevrelerinde bulunan deliklere geçen tahrik pimleri ve burçları vasıtasıyla düşük devir olarak çıkış miline aktarılır. Tek kademeli sikloid redüktörlerde giriş mili ve çıkış mili dönüş yönleri zıt yönlüdür.
Genel olarak sikloid diskin yuvarlandığı pim sayısı sikloid diskin diş sayısından bir fazladır. Tahvil oranı ise disk üzerindeki sikloid diskin diş sayısına eşittir. Bazı durumlarda tasarım gereği diş sayısından bir fazla olan pim miktarı yarıya düşürülebilmektedir.
2 diskle çalışan sikloid redüktörlerde tork kapasitesini arttıran hassas ve titreşimsiz çalışma sağlayan özel eksantrik rulmanlar kullanılmaktadır.

Malzeme teknik veri
- Gövde: 607…619 arası GG25, 620…627 arası GGG40 malzemeden üretilmektedir. Opsiyonel olarak tüm redüktör gövdeleri GGG40 malzemeden üretilebilmektedir.
- Çıkış mili malzemesi 1040-1050'dir. Çıkış milleri dövme operasyonuna tabi tutulup dövme işleminden sonra normalizasyon tavlaması yapılarak dövme esnasında oluşan iç gerilimler giderilir. Rulman ve keçe yatakları yüksek yüzey kalitesinde hassas olarak işlenmektedir.
- Güç aktarım ekipmanları (diskler, burçlar, pimler…) sertleştirilmiş, temperlenmiş, taşlanmış rulman çeliğinden üretilmektedir.
- Serbest giriş milleri 4140 ıslah çeliğinden, Pam adaptörü milleri ise 7131 sementasyon çeliğinden üretilmektedir.
- Keçe bagaları sertleştirilmiş ve keçe çalışma yüzeyi hassas olarak taşlanmaktadır. Bagalar 7131 sementasyon çeliğinden üretilmektedir.
- Yağ keçesi olarak yüksek sızdırmazlık, yüksek sıcaklığa ve sürtünmeye dayanıklılık sağlayan FKM yağ keçeleri kullanılmaktadır.

Verimlilik
Seçim sayfalarında belirtilen çıkış torku ve gücü aşağıda belirtilen verimlilikler dikkate alınarak hesaplanmaktadır.

- Tek kademeli redüktörlerdeki verim oranı %92'dir.
- Çift kademeli redüktörlerdeki verim oranı %85'dir.

EN GENERAL INFORMATION

OPERATING PRINCIPLE

How it works?
Cycloid gear reducers generally consist of 3 main equipment.

- Input kit
- Cycloid disc mounting kit
- Output kit

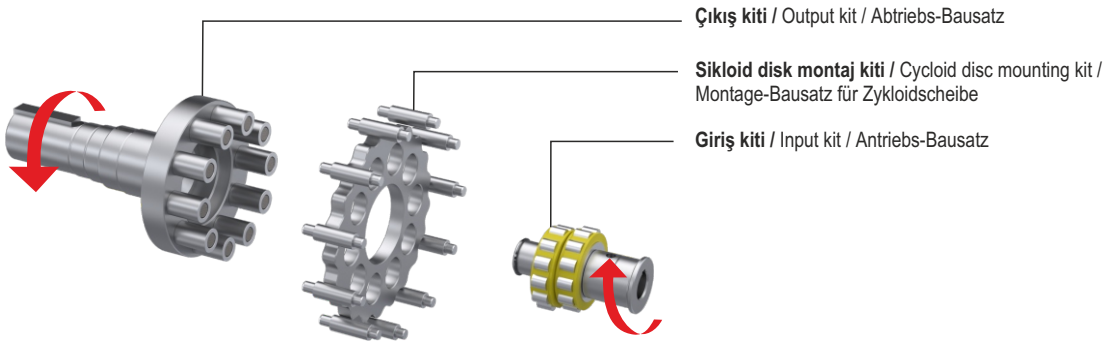

The drive taken from the input shaft provides the cycloidal rotation to the cycloid discs by rolling on the spacer with help of eccentric bearing. The cycloid movement of the discs is transferred to the output shaft as a low rotation by drive pins which is connected to the discs hollows and spacers. In single-stage cycloidal gearboxes, the rotation directions of the input shaft and output shaft are opposite.
If you add one to the number of teeth of the cycloidal disc, you can find the number of pins on which the cycloidal disc is rolled. The ratio number is equal to the number of the teeth of cycloidal disc which is located on disk. In some situations, due to design, the amount of pins which is one more than the number of teeth can be reduced by half.
Special eccentric bearings that increase torque capacity and provide sensitive and vibration-free operation are used in cycloid gearboxes working with 2 discs.

Material technical information
- Case: For products which case dimension is between 607 and 619, GG-25 material is used, and for products which case dimension is between 620 and 627, GGG-40 material is used. As an option, all reducers case can be produced by GGG-40 material.
- Output shaft material is the 1040-1050. The output shafts are subjected to forging operation and by normalization annealing is performed after forging, and the internal stresses that occur during forging are removed. Bearing and seal carrier are precisionly machined with high surface quality.
- Power transmission equipment (discs, bushings, spacers…) are manufactured from hardened, tempered, grinding bearing steel
- Free input shafts are produced from 4140 tempered steel, and hollow shaft adapter shafts are produced from 7131 cement steel.
- The seal pads are hardened and the seal working surface is grinded precisionly. Thread inserts are produced from 7131 cementation steel.
- FKM oil seals are used as oil seal since the leakage is prevented mostly and resist for high temperature and friction.

Efficiency
The output torque and power specified in the selection pages are calculated by considering the below mentioned efficiencies.
- The efficiency rate in single-stage reducers is 92%.
- Efficiency rate in double-stage reducers is 85%.

DE ALLGEMEINE INFORMATIONEN

FUNKTIONSPRINZI

Funktionsweise?
Zykloidgetriebe bestehen im Allgemeinen aus 3 Hauptbausätzen.

- Antriebs-Bausatz
- Montage-Bausatz für Zykloidscheibe
- Abtriebs-Bausatz

Durch den Antrieb der Eingangswelle wälzen sich die Zykloidscheiben mittels der Exzenterlager in einer zyklischen Drehung über die Buchsen. Die zyklische Bewegung der Scheiben wird mit geringer Drehzahl über Bolzen und Buchsen, die in den Löchern im Scheibenumfang stecken, auf die Abtriebswelle übertragen. Bei den einstufigen Zykloidgetrieben sind die Drehrichtungen der Antriebswelle und der Abtriebswelle entgegengesetzt. Im Allgemeinen ist die Anzahl der Bolzen, über die die Zykloidscheibe rollt, um eins größer als die Anzahl der Zykloidscheibenzähne. Das Übersetzungsverhältnis entspricht der Anzahl der Zykloidscheibenzähne. In einigen Fällen kann die Anzahl der Bolzen aufgrund des Designs halbiert werden.
2-Scheiben-Zykloidgetriebe verwenden spezielle Exzenterlager, die für einen präzisen und vibrationsfreien Betrieb sorgen und die Drehmomentkapazität erhöhen.

Technische Daten des Materials
- Gehäuse 607 - 619 werden aus dem Werkstoff GG25 und Gehäuse 620 - 627 aus dem Werkstoff GGG40 gefertigt. Optional können alle Getriebegehäuse aus Werkstoff GGG40 gefertigt werden.
- Werkstoff der Abtriebswelle ist 1040-1050. Die Abtriebswellen werden einem Schmiedevorgang unterzogen. Nach dem Schmieden erfolgt das Normalisieren, wodurch interne Spannungen, die beim Schmieden entstehen, beseitigt werden. Die Lager - und Dichtungsgehäuse werden präzise in hoher Oberflächengüte bearbeitet.
- Die Kraftübertragungsbauteile (Scheiben, Buchsen, Bolzen…) werden aus gehärtetem, getemperten und geschliffenem Lagerstahl gefertigt.
- Die freien Antriebswellen werden aus 4140 gehärtetem Stahl, die hohlwellen-adapter -Wellen aus 7131 Einsatzstahl hergestellt.
- Die Dichtungs-Sitzringe sind gehärtet und die Dichtungsarbeitsflächen sind präzise geschliffen. Die Sitzringe sind aus 7131 Einsatzstahl hergestellt.
- Als Öldichtungen werden FKM-Dichtungen verwendet, die eine hohe Undurchlässigkeit aufweisen und hohen Temperaturen und Reibungen standhalten.

Effizienz
Das in den Auswahltabellen angegebene Abtriebsdrehmoment und die Abtriebsleistung werden basierend auf dem unten aufgeführten Wirkungsgrad berechnet.
- 92% Wirkungsgrad in einstufigen Getrieben.
- 85% Wirkungsgrad in zweistufigen Getrieben.

IT INFORMAZIONI GENERALI

PRINCIPIO DI FUNZIONAMENTO

Come funziona?
I riduttori cicloidi sono generalmente costituiti da 3 componenti principali.

- Kit di ingresso
- Kit di montaggio del disco cicloide
- Kit di uscita

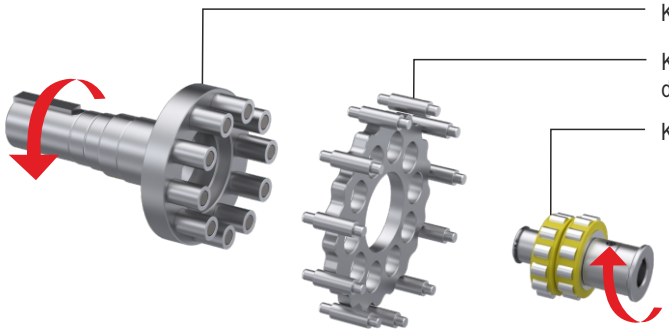

L'azionamento dall'albero di ingresso, tramite un cuscinetto eccentrico, fa sì che i dischi cicloidi rotolino sulle boccole e compiano una rotazione cicloidale. Il movimento cicloide dei dischi viene trasferito all'albero di uscita a bassa velocità per mezzo di perni di trasmissione e boccole che passano attraverso i fori nella periferia del disco. Nei riduttori cicloidi monostadio, i sensi di rotazione dell'albero di ingresso e dell'albero di uscita sono opposti.
In generale, il numero di perni su cui viene fatto rotolare il disco cicloide è superiore al numero di ingranaggi del disco cicloide. Il rapporto di legame è pari al numero di ingranaggi del disco cicloide sul disco. In alcuni casi, è possibile dimezzare il numero di perni, che è uno in più rispetto al numero di denti per progetto.
Nei riduttori cicloidi a 2 dischi vengono utilizzati speciali cuscinetti eccentrici per aumentare la capacità di coppia e garantire un funzionamento preciso e privo di vibrazioni.

Dati tecnici del materiale
- Corpo: il materiale tra 607...619 è realizzato in GG25 e il materiale tra 620...627 è realizzato in GGG40. In opzione, tutti i corpi dei riduttori possono essere prodotti in materiale GGG40.
- Il materiale dell'albero di uscita è 1040-1050. Gli alberi di uscita sono sottoposti a forgiatura e, dopo la forgiatura, viene eseguita una ricottura di normalizzazione per eliminare le tensioni interne generate durante la forgiatura. Le sedi dei cuscinetti e delle tenute sono lavorate con precisione e con un'elevata qualità superficiale.
- I dispositivi di trasmissione di potenza (dischi, boccole, perni...) sono realizzati in acciaio per cuscinetti temprato, rinvenuto e rettificato.
- Gli alberi ad entrata libera sono realizzati in acciaio da bonifica 4140, mentre gli alberi Adattatore per albero cavo sono realizzati in acciaio da carburazione 7131.
- Gli inserti in feltro sono temprati e la superficie di lavoro in feltro è rettificata con precisione. Gli inserti sono realizzati in acciaio carburato 7131.
- Gli anelli di tenuta FKM sono utilizzati come anelli di tenuta per l'olio, in grado di garantire un'elevata tenuta e resistenza alle alte temperature e all'attrito.

Produttività
La coppia e la potenza di uscita indicate nelle pagine di selezione sono calcolate tenendo conto dei seguenti rendimenti.
- Il tasso di efficienza dei riduttori monostadio è del 92%.
- Il tasso di efficienza dei riduttori a doppio stadio è dell'85%.

FR INFORMATIONS GÉNÉRALES

PRINCIPE DE FONCTIONNEMENT

Comment ça fonctionne?
Les réducteurs cycloïdes consistent généralement de 3 équipements principaux:

- Kit d'entrée
- Kit de montage de disque cycloïde
- Kit de sortie

L'entraînement prélevé sur l'arbre d'entrée assure la rotation cycloïdale des disques cycloïdes en roulant sur les douilles au moyen du palier excentrique. Le mouvement cycloïde des disques est transmis à l'arbre de sortie à basse vitesse au moyen des goupilles d'entraînement et des bagues qui passent dans les trous situés autour des disques. Dans les réducteurs cycloïdes à un étage, les sens de rotation de l'arbre d'entrée et de l'arbre de sortie sont opposés.
En général, le nombre de broches sur lesquelles le disque cycloïdal est enroulé est supérieur au nombre de dents du disque cycloïdal. Le rapport de liaison est égal au nombre de dents du disque cycloïde sur le disque. Dans certains cas, le nombre de broches, qui est un de plus que le nombre de dents par conception, peut être divisé par deux. Des roulements excentriques spéciaux qui augmentent la capacité de couple et assurent un fonctionnement sensible et sans vibration sont utilisés dans les boîtes de vitesses cycloïdes fonctionnant avec 2 disques.

Données techniques des matériaux
- Corps: Il est produit à partir de GG25 entre 607…619, GGG40 entre 620…627. En option, tous les corps de réducteur peuvent être fabriqués en matériau GGG40.
- Le matériau de l'arbre de sortie est 1040-1050. Les arbres de sortie sont soumis à une opération de forgeage et un recuit de normalisation après le forgeage, et les contraintes internes qui se produisent pendant le forgeage sont supprimées. Les roulements et les roulements en joint sont usinés avec précision avec une qualité de surface élevée.
- Les équipements de transmission de puissance (disques, bagues, goupilles…) sont fabriqués en acier trempé, trempé et rectifié.
- Les arbres d'entrée libres sont fabriqués à partir d'acier trempé 4140 et les arbres adaptateur d'arbre creux sont fabriqués à partir d'aciers de cémentation 7131
- Les patins en joint sont durcis et la surface de travail de joint est rectifiée avec précision. Les bagas sont fabriqués à partir d'acier de cémentation 7131.
- Les joints d'huile FKM sont utilisés comme joints d'huile, qui offrent une imperméabilité élevée, une résistance aux températures élevées et au frottement.

Productivité
Le couple et la puissance de sortie spécifiés dans les pages de sélection sont calculés en tenant compte des rendements mentionnés ci-dessous.
- Le taux d'efficacité des réducteurs à un étage est de 92 %.
- Le taux d'efficacité des réducteurs à deux étages est de 85 %.

ES INFORMACIÓN GENERAL

PRINCIPIO DE FUNCIONAMIENTO

Cómo funciona?
Los reductores cicloides constan generalmente de 3 componentes principales.

- Kit de entrada
- Kit de montaje del disco cicloide
- Kit de salida

El accionamiento desde el eje de entrada, mediante un cojinete excéntrico, hace que los discos cicloides rueden sobre los casquillos y realicen una rotación cicloide. El movimiento cicloide de los discos se transmite al eje de salida a baja velocidad por medio de pasadores y casquillos de arrastre que pasan a través de orificios en la periferia del disco. En los reductores cicloides de una etapa, los sentidos de rotación del eje de entrada y del eje de salida son opuestos.
En general, el número de clavijas sobre las que rueda el disco cicloide es uno más que el número de engranajes del disco cicloide. La relación de unión es igual al número de engranajes del disco cicloide en el disco. En algunos casos, se puede reducir a la mitad el número de pasadores, que es uno más que el número de dientes por diseño. En los reductores cicloides de 2 discos, se utilizan rodamientos excéntricos especiales para aumentar la capacidad de par y proporcionar un funcionamiento preciso y sin vibraciones.

Datos técnicos del material
- Cuerpo: El material entre 607...619 es de GG25, y el material entre 620...627 es de GGG40. Opcionalmente, todos los cuerpos de los reductores pueden fabricarse en material GGG40.
- El material del eje de salida es 1040-1050. Los ejes de salida se someten a una operación de forjado y, tras la forja, se realiza un recocido de normalización para eliminar las tensiones internas generadas durante el forjado. Los alojamientos de los rodamientos y las juntas están mecanizados con precisión y con una alta calidad superficial.
- Los equipos de transmisión de potencia (discos, casquillos, pernos...) se fabrican con acero para rodamientos endurecido, templado y rectificado.
- Los ejes de entrada libre son de acero de recuperación 4140 y los ejes adaptador de eje hueco son de acero de carburación 7131.
- Los insertos de fieltro están endurecidos y la superficie de trabajo de fieltro está rectificada con precisión. Los insertos están fabricados en acero carburado 7131.
- Los retenes de aceite de FKM se utilizan como retenes de aceite, que proporcionan alta estanqueidad, alta temperatura y resistencia a la fricción.

Productividad
El par y la potencia de salida indicados en las páginas de selección se calculan teniendo en cuenta los siguientes rendimientos.
- El índice de eficiencia en los reductores de una etapa es del 92%.
- El índice de eficiencia en los reductores de doble etapa es del 85%.

TR GENEL BİLGİLER

Ortam Sıcaklığı
Standart Sikloid redüktörler -10°C ile +50°C arasındaki ortam sıcaklığında kullanıma uygundur. Bu değerler dışındaki ortam sıcaklıkları için PGR ile iletişime geçiniz.

Tahrik Ekipman Bağlantıları
Kasnak, zincir dişlisi veya pinyon dişlisi mil yataklarına yakın monte edilmelidir. Aşırı yükü ve mil sehimini önlemek için radyal yükün etki noktası kullanıldığı milin merkezine yakın olmalıdır. Kayış veya zincir mekanizmaları fazla gerilmemelidir. Tahrik ekipmanlarının göbek toleransları redüktör çıkış mili çapı ve toleransına uygun olmalıdır.

EN GENERAL INFORMATION

Ambient Temperature
Standard cycloid reducers are used for ambient temperatures between -10°C and +50°C properly. Please kindly cosult to PGR for ambient temperatures which are out of this range.

Drive Equipment Connections
Pulley, chain sprockets or pinion gear need to be montaged close to the shaft bearing. The point of impact of the radial load should be close to the center of the shaft which is used to prevent overload and shaft deflection. Belt or chain mechanisms should not stretch much. Tolerances of drive equipments should be suitable to the diameter of output shaft and tolerances.a

DE ALLGEMEINE INFORMATIONEN

Umgebungstemperatur
Standard-Zykloidgetriebe sind für den Einsatz bei Umgebungstemperaturen zwischen -10°C und +50°C geeignet. Bei Umgebungstemperaturen außerhalb dieser Werte wenden Sie sich bitte an PGR.

Anschlüsse der Antriebsbauteile
Riemenscheibe, Kettenrad oder Ritzel müssen in der Nähe der Wellenlager installiert werden. Um Überlast und Verbiegung der Welle zu vermeiden muss der Angriffspunkt der Radiallast nahe der Mitte der verwendeten Welle liegen. Die Riemen- oder Kettenmechanismen dürfen nicht zu stark gedehnt werden. Die Nabentoleranzen der Antriebsbauteile müssen dem Durchmesser und der Toleranz der Abtriebswelle entsprechen.

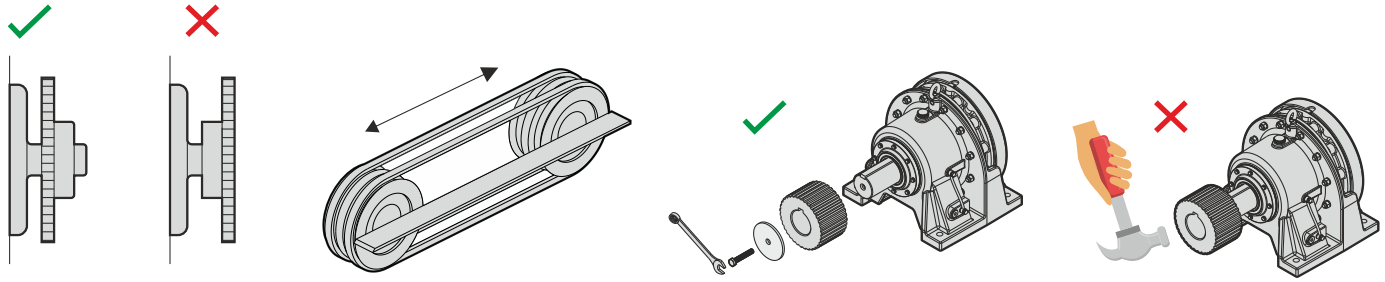

Giriş – Çıkış Mili Yük Kontrolü
Tahrik ekipman bağlantıları kullanılması durumunda kullanıldığı miller üzerinde radyal kuvvet oluşumları söz konusudur. Radyal yük kapasiteleri yükün bulunduğu konumdan hesaplanmalıdır ve izin verilen radyal yük hesaplamalarıyla karşılaştırılmalıdır.

Load Control of Output - Input Shaft
When the drive equipment connections are used, there will be radial forces on shafts which is used. Capacity of radial loads should be calculated from where the load is placed and need to be compared by the allowable radial load calculations .

Lastkontrolle der Antriebs- und Abtriebswelle
Bei Verwendung von Anschlüssen für Antriebsbauteile wirken radiale Kräfte auf den verwendeten Wellen.
Radialtragfähigkeiten müssen aus der Position der Last berechnet werden und mit den zulässigen Radiallasten verglichen werden.

Montaj Şartları
Belirlenen redüktör, talep edilen montaj pozisyonu dikkate alınarak montajı gerçekleştirilmelidir. Standart dışı montaj pozisyonlarında kullanım söz konusu ise yağ miktarlarında değişiklik yapılacağı için PGR ile iletişime geçiniz.

Montage conditions
The selected reducer should be montaged by considering mounting position. If it is used in non-standard mounting positions, please contact PGR since oil amounts will be changed.

Montageanforderungen
Das angegebene Getriebe muss unter Berücksichtigung der angeforderten Montageposition montiert werden. Bei Verwendung in nicht standardmäßigen Montagepositionen bitte PGR kontaktieren, da sich die Ölmengen ändern.

Yağlama Bilgileri
607…612 arası gövdelerde yağlama gres ile 613…627 arasındaki gövdelerde ise gres, yağ banyosu ve sirkülasyon pompası ile yağlama alternatifleri mevcuttur. Kademe sayısı, tahvil ve montaj pozisyonlarına bağlı olarak yağlama tipleri değişkenlik gösterebilmektedir.

Lubrication Informations
The reducers with case dimension between 607 and 612 should be lubricated by grease. The reducers with case dimension between 613 and 627 should be lubricated by grease, oil bath and circulation pump alternatively. The type of lubrication may change according to number of stages, ratio and montage positions.

Information zur Schmierung
Gehäuse 607 bis 612 werden mit Fett geschmiert. Für Gehäuse 613 bis 627 gibt es die Schmieralternativen Fett, Ölbad und Zirkulationspumpe. Abhängig von Stufenanzahl, Übersetzungsverhältnis und Montageposition kann die Art der Schmierung variieren.

IT INFORMAZIONI GENERALI

Temperatura ambiente
I riduttori cicloidi standard sono adatti all'uso a temperature ambiente comprese tra -10°C e +50°C. Per temperature ambiente diverse da questi valori, contattare PGR.

Collegamenti delle apparecchiature di azionamento
La puleggia, la corona o il pignone devono essere montati vicino ai cuscinetti dell'albero. Per evitare il sovraccarico e la deflessione dell'albero, il punto di azione del carico radiale deve essere vicino al centro dell'albero su cui viene utilizzato. I meccanismi a cinghia o a catena non devono essere sollecitati eccessivamente. Le tolleranze del mozzo del dispositivo di azionamento devono essere conformi al diametro e alla tolleranza dell'albero di uscita del riduttore.

FR INFORMATIONS GÉNÉRALES

Température ambiante
Les réducteurs cycloïdaux standard conviennent à une utilisation à des températures ambiantes comprises entre -10°C et +50°C. Pour des températures ambiantes autres que ces valeurs, contactez PGR.

Connexions de l'équipement d'entraînement
La poulie, le pignon ou le pignon doivent être montés à proximité des roulements. Le point d'impact de la charge radiale doit être proche du centre de l'arbre où il est utilisé, pour éviter la surcharge et la déviation de l'arbre. Les mécanismes de courroie ou de chaîne ne doivent pas être surchargés. Les tolérances du moyeu de l'équipement d'entraînement doivent être conformes au diamètre et à la tolérance de l'arbre de sortie de la boîte de vitesses.

ES INFORMACIÓN GENERAL

Temperatura ambiente
Los reductores cicloides estándar son adecuados para su uso a temperaturas ambiente entre -10 °C y +50 °C. Para temperaturas ambiente diferentes a estos valores, por favor contacte a PGR.

Conexiones de equipos de accionamiento
La polea, la rueda dentada o el piñón deben montarse cercade los rodamientos del eje. Para evitar la sobrecarga y la desviación del eje, el punto de acción de la carga radial debe estar cerca del centro del eje en el que se utiliza. Los mecanismos de correas o cadenas no deben ser sometidos a un esfuerzo excesivo. Las tolerancias del cubo del equipo de accionamiento deben cumplir con el diámetro y la tolerancia del eje de salida del reductor.

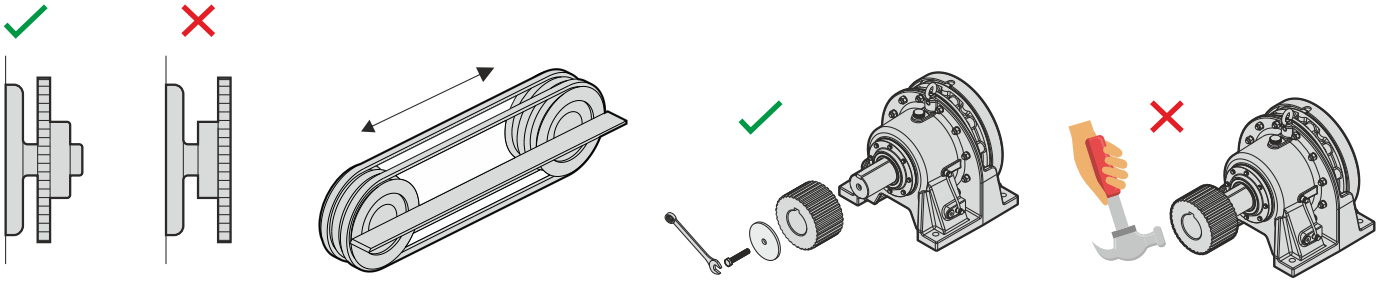

Ingresso - Uscita Controllo del carico dell'albero
Nel caso delle connessioni dei dispositivi di azionamento, si generano forze radiali sugli alberi su cui vengono utilizzati. Le capacità di carico radiale devono essere calcolate in base alla posizione del carico e confrontate con i calcoli del carico radiale ammissibile.

Contrôle de la charge de l'arbre d'entrée et de sortie
En cas d'utilisation de connexions d'équipement d'entraînement, il y a des formations de force radiale sur les arbres où il est utilisé. Les capacités de charge radiale doivent être calculées à partir de l'emplacement de la charge et comparées aux calculs de charge radiale admissible.

Control de carga del eje de entrada y salida
En el caso de las conexiones de equipos de accionamiento, se generan fuerzas radiales en los ejes en los que se utilizan. Las capacidades de carga radial deben calcularse a partir de la posición de la carga y compararse con los cálculos de carga radial admisible.

Requisiti per l'installazione
Il riduttore specificato deve essere montato in base alla posizione di montaggio richiesta. In caso di utilizzo in posizioni di montaggio non standard, contattare PGR poiché le quantità di olio saranno modificate.

Conditions de montage
Le réducteur spécifié doit être monté en tenant compte de la position de montage demandée. S'il est utilisé dans des positions de montage non standard, veuillez contacter PGR car les quantités d'huile seront modifiées.

Requisitos de instalación
El reductor especificado debe montarse de acuerdo con la posición de montaje solicitada. En caso de uso en posiciones de montaje no estándar, por favor, póngase en contacto con PGR, ya que las cantidades de aceite serán modificadas. .

Informazioni sulla lubrificazione
Per i corpi 607...612 lubrificazione a grasso e per i corpi 613...627 lubrificazione a grasso, sono disponibili alternative a bagno d'olio e pompa di circolazione. A seconda del numero di stadi, dei legami e delle posizioni di montaggio, i tipi di lubrificazione possono variare.

Informations sur la lubrification
Il existe des alternatives de graisse lubrifiante pour les corps 607…612 et des alternatives de lubrification pour les corps 613…627 avec graisse, bain d'huile et pompe de circulation. Les types de lubrification peuvent varier en fonction du nombre d'étages, de liaisons et de positions de montage.

Información sobre la lubricación
Para los cuerpos 607...612 lubricación con grasa y para los cuerpos 613...627 lubricación con grasa, existen alternativas de baño de aceite y bomba de circulación. Dependiendo del número de etapas, de las uniones y de las posiciones de montaje, los tipos de lubricación pueden variar.

TR	SEMBOLLER		
P_1	[kW]	Nominal motor gücü
$P_{1\,max}$	[kW]	Maximum motor gücü
n_1	[min^{-1}]	Giriş devri
n_2	[min^{-1}]	Çıkış devri
M_2	[Nm]	Çıkış momenti
$M_{2\,max}$	[Nm]	Maximum çıkış momenti
f_B		Gerçek servis faktörü
f_{B1}		İhtiyaç duyulan servis faktörü
$İ_{ges}$		Toplam tahvil oranı
$İ_1$		Birinci kademedeki tahvil oranı
$İ_2$		İkinci kademedeki tahvil oranı
F_{R1}	[N]	Giriş mili radyal yükü
F_{R2}	[N]	Çıkış mili radyal yükü
F_{A2}	[N]	Çıkış mili eksenel yükü
F_{Rq}		Eşdeğer radyal yük
P_{ef}		İhtiyaç duyulan güç
M_{ef}		İhtiyaç duyulan moment
P_q		Eşdeğer güç
M_q		Eşdeğer moment
f_L		Yük konumu için düzeltme faktörü
f_z		Bağlantı tipi için düzeltme faktörü
d_o	[mm]	Tahrik elemanının bölüm daire çapı
J_C		Redüktör giriş mili atalet momenti
J_{C1}		Birinci kademedeki atalet momenti
J_{C2}		İkinci kademedeki atalet momenti
J_M		Motorlu redüktör giriş mili atalet momenti
GR1		Güçlendirilmiş rulmanlı redüktör
GR2		Güçlendirilmiş rulmanlı ve sfero dökme demir gövdeli redüktör

EN	SYMBOLS		
P_1	[kW]	Rated motor power
$P_{1\,max}$	[kW]	Maximum motor power
n_1	[min^{-1}]	Input speed
n_2	[min^{-1}]	Output speed
M_2	[Nm]	Output torque
$M_{2\,max}$	[Nm]	max. allowable output torque
f_B		Real Service Factor
f_{B1}		Required Service Factor
$İ_{ges}$		Total reduction ratiot
$İ_1$		Reduction ratio 1st stage
$İ_2$		Reduction ratio 2nd stage
F_{R1}	[N]	Input shaft radial load
F_{R2}	[N]	Output shaft radial load
F_{A2}	[N]	Output shaft axial load
F_{Rq}		Equivalent Radial Load
P_{ef}		Required Power
M_{ef}		Required Torque
P_q		Equivalent Power
M_q		Equivalent Torque
f_L		Correction factor for load place
f_z		Correction factor for type of connection
d_o	[mm]	Pitch circle diameter of the drive element
J_C		Input shaft of reducer moment of ınertıa
J_{C1}		Sıngle stage moment of inertia
J_{C2}		Double stage moment of inertia
J_M		Input shaft of motor reducer moment of ınertıa
GR1		Reducer with reinforced bearing
GR2		Reducer with reinforced bearing and sfero cast ıroncase reducer

DE	ZEİCHEN		
P_1	[kW]	Nennleistung des Antriebsmotors
$P_{1\,max}$	[kW]	Maximale Motorleistung
n_1	[min^{-1}]	Antriebsdrehzahl
n_2	[min^{-1}]	Abtriebsdrehzahl
M_2	[Nm]	Abtriebsdrehmoment
$M_{2\,max}$	[Nm]	max. zulässiges Abtriebsdrehmoment
f_B		Echter Betriebsfaktor
f_{B1}		Erforderlicher Betriebsfaktor
$İ_{ges}$		Anzugsstromverhältnis
$İ_1$		Getriebeübersetzung der 1.Stufe
$İ_2$		Getriebeübersetzung der 2.Stufe
F_{R1}	[N]	Radiallast der Antriebswelle
F_{R2}	[N]	Radiallast der Abtriebswelle
F_{A2}	[N]	Axiallast der Abtriebswelle
F_{Rq}		Äquivalent Radialbelastung
P_{ef}		Erforderlicher Kraft
M_{ef}		Erforderlicher Drehmoment
P_q		Äquivalent Kraft
M_q		Äquivalent Drehmoment
f_L		Korrekturfaktor für die Lastposition
f_z		Korrekturfaktor für die Antriebsart
d_o	[mm]	Teilkreisdurchmessser des Antriebs-elementes
J_C		Trägheitsmoment der Getriebeantriebswelle
J_{C1}		Einstufig, Trägheitsmoment
J_{C2}		Zweistufig, Trägheitsmoment
J_M		Trägheitsmoment der antriebswelle für getriebe mit motor
GR1		Getriebe mit verstärktem Lager
GR2		Getriebe mit verstärktem Lager und Gehäuse aus Sphäroguss

IT SİMBOLOGİA

P_1	[kW]	Potenza nominale del motore
$P_{1\,max}$	[kW]	Massima potenza del motore
n_1	[min^{-1}]	Velocità di ingresso
n_2	[min^{-1}]	Velocità di uscita
M_2	[Nm]	Coppia di uscita
$M_{2\,max}$	[Nm]	max. Coppia di uscita ammissibile
f_B		Fattore operativo reale
f_{B1}		Fattore di servizio richiesto
i_{ges}		Totale obbligazioni
i_1		Obbligazione Fase 1
i_2		Obbligazione Fase 2
F_{R1}	[N]	Carico radiale dell'albero di ingresso
F_{R2}	[N]	Carico radiale dell'albero di uscita
F_{A2}	[N]	Carico assiale dell'albero di uscita
F_{Rq}		Carico radiale equivalente
P_{ef}		Potenza richiesta
M_{ef}		Coppia richiesta
P_q		Potenza equivalente
M_q		Coppia equivalente
f_L		Fattore di correzione per la posizione del carico
f_z		Fattore di correzione per il tipo diconnessione
d_o	[mm]	Diametro del cerchio del passo dell'elemento di azionamento
J_C		Momento d'inerzia dell'albero d'ingresso del riduttore
J_{C1}		Momento d'inerzia del singolo stadio
J_{C2}		Momento d'inerzia a due stadi
J_M		Momento d'inerzia dell'albero d'ingresso del riduttore delmotore
GR1		Riduttore con cuscinetti rinforzati
GR2		Riduttore con cuscinetti rinforzati e carcassa in ghisa duttile

FR SYMBOLES

P_1	[kW]	Puissance nominale du moteur
$P_{1\,max}$	[kW]	Puissance maximale du moteur
n_1	[min^{-1}]	Vitesse d'entrée
n_2	[min^{-1}]	Vitesse de sortie
M_2	[Nm]	Couple de sortie
$M_{2\,max}$	[Nm]	maximum couple de sortie admissible
f_B		Facteur de service réel
f_{B1}		Facteur de service requis
i_{ges}		ratio de réduction total
i_1		Ratio de réduction 1.niveau
i_2		ratio de réduction 2.niveau
F_{R1}	[N]	Charge radiale de l'arbre d'entrée
F_{R2}	[N]	Charge radiale de l'arbre de sortie
F_{A2}	[N]	Charge axiale de l'arbre de sortie
F_{Rq}		Charge radiale équivalente
P_{ef}		La puissance nécessaire
M_{ef}		Moment nécessaire
P_q		puissance équivalente
M_q		Moment équivalent
f_L		Facteur de correction fL pour la position de la charge
f_z		Facteur de correction pour le type de connexion
d_o	[mm]	Diamètre du cercle primitif de l'élément d'entraînement
J_C		Moment d'inertie de l'arbre d'entrée de la boîte de vitesses
J_{C1}		Moment d'inertie à un étage
J_{C2}		Moment d'inertie à deux étages
J_M		Moment d'inertie de l'arbre d'entrée du motoréducteur
GR1		Réducteur de roulement renforcé
GR2		Réducteur avec palier renforcé et corps en fonte ductile

ES SİMBOLOGİA

P_1	[kW]	Potencia nominal del motor
$P_{1\,max}$	[kW]	la potencia maxima del motor
n_1	[min^{-1}]	Velocidad de entrada
n_2	[min^{-1}]	Velocidad de salida
M_2	[Nm]	Par de salida
$M_{2\,max}$	[Nm]	máximo. Par de salida admisible
f_B		Factor de servicio real
f_{B1}		Factor de servicio requerido
i_{ges}		Total de Bonos
i_1		Etapa de la adhesión 1
i_2		Etapa de la adhesión 2
F_{R1}	[N]	Carga radial del eje de entrada
F_{R2}	[N]	Carga radial del eje de salida
F_{A2}	[N]	Carga axial del eje de salida
F_{Rq}		Carga radial equivalente
P_{ef}		Potencia requerida
M_{ef}		Momento requerida
P_q		Potencia equivalente
M_q		Momento equivalente
f_L		Factor de corrección de la posición de carga
f_z		Factor de corrección para el tipo de conexión
d_o	[mm]	Diámetro del círculo primitivo del elemento de accionamientoa
J_C		Momento de inercia del eje de entrada del reductor
J_{C1}		Momento de inercia de una etapa
J_{C2}		Momento de inercia de dos etapas
J_M		Momento de inercia del eje de entrada del motorreductor
GR1		Reductor con rodamientos reforzados
GR2		Reductor con rodamientos reforzados y carcasa de fundición

TR SİPARİŞ ÖRNEĞİ | EN EXAMPLE FOR ORDERING | DE BEISPIEL BESTELLBESCHREIBUNG

PCD 616 - 10 H X M 165 2.2 kW M1 100 - B5 100L / 4B BRE OG ---

Montaj Pozisyonu
Mounting Position
Einbaulage
M1 - M2 - M4

Motor gücü
Rated motor power
Motornennleistung

İges: Tahvil Oranı
İges: Reduction Ratio
İges: Verkleinerungsfaktor
16

Yağlama Tipi
Lubrication Type
Schmierungstyp

OG
Gres
Grease
Fett

OB
Yağ Banyosu
Oil Bath
Ölbad

OP
Yağ Sirkülasyonlu
With oil circulation
mit Ölzirkulation



MOTOR

M
Motorlu
With Motor
Mit Motor

-
Motorsuz
Without Motor
Ohne Motor



X
Pam Adaptörü /
Hollow Shaft
Adapter /
Hohlwellen-
adapter



C
C-FACE, kaplinli motor bağlantısı /
C-FACE, motor
connection with coupling /
C-FACE, Motoranschluss
mit Kupplung



W
Serbest Giriş Mili /
Free Input
Shaft /
Freie
Antriebswelle



H
Ayak montajlı
Foot mounting
Fußbefestigung



V
Flanş montajlı
Flange mounting
Flanschbefestigung



F
Gövdeden montajlı
Case mounted
Gehäuse Flanschmontage

100L
Gövde Büyüklüğü
Case Width
Gehäusegröße

63 M
71 M
80 M
90 S/L
100 L
112 M
132 S/M
160 M/L
180 M/L
200 L
225 M
250 M
280 M

4B
Kutup sayısı
Number of Poles
Anzahl der Pole

2
4
6
2 - 4
2 - 8

Diğer kutup kombinasyonları istendiğinde karşılanacaktır. /
Other pole combinations
on request /
Sonstige Polkombinationen
auf Wunsch

BRE
Motor Seçenekleri
Motor Options
Motorauswahl

BRE
RG
SR
HL
TF
TW
WU
EF
ZF
DF
IG
KK/FK
B

17

(X) B5

56
63
71
80
90
100
112
132
160
180
200

(X) B14

56
63
71
80
90
100
112
132

(C) B5

63
71
80
90
100
112
132
160
180
200
225
250
280

Özel tasarım
Special design
Sonderausführung

2. Kademe - Gövde Büyüklüğü
2. Stage - Case Width
2. Übersetzungstufen - Gehäusegröße

Gövde Büyüklüğü
Case Width
Gehäusegröße
16

Polat Sikloid Serisi Redüktörler
Polat Cycloid Series Reducers
Polat Zykloidgetriebe

IT ESEMPIO DI ORDINAZIONE | FR EXEMPLE DE COMMANDE | ES EJEMPLO ORDEN DE COMPRA

PCD | **616 - 10** | **H X M** | **165** | **2.2 kW** | **M1** | **100 - B5** | **100L / 4B BRE** | **OG** | **---**

PCD
Riduttori della serie cicloide
La série des réducteurs cycloïdaux Polat
Reductores de la serie cicloide

616 - 10
Larghezza di cassa
Largeur de Caisse
Anchura de cajas
16

10
2.Stadi - Larghezza di cassa
2.Trains - Largeur de Caisse
2.Trenes - Anchura de cajas

H Fissaggio piede / Fixation à pattes / Fijación por patas



V Fissaggio flangia / Fixation à bride / Fijación por brida



F Montato su custodia / Boîtier monté / Caja montada



X Adattatore Per Albero Cavo / Adaptateur D'arbre Creux / Adaptador De Eje Hueco



C C-FACE, collegamento motore con giunto / C-FACE, connexion moteur avec couplage / C-FACE, conexión de motor con acoplamiento



W Albero D'entrata Libero / Arbre D'entrée Libre / Eje De Entrada Libre Eje



M Con motore / Avec moteur / Con motor

- Senza motore / Sans moteur / Sin motor

165
İges: Rapporto di riduzione
İges: Rapport de réduction
İges: Relación de reducción
16

2.2 kW
Potenza nominale del motore
Puissance nominale du moteur
Potencia nominal del motor

M1
Posizione di montaggio
Position de montage
Sición de montaje
M1 - M2 - M4

100 - B5

(X) B5	(X) B14	(C) B5
56	56	63
63	63	71
71	71	80
80	80	90
90	90	100
100	100	112
112	112	132
132	132	160
160		180
180		200
200		225
		250
		280

100L / 4B BRE



MOTOR

100L
Larghezza di cassa
Largeur de Caisse
Anchura de cajas

63 M
71 M
80 M
90 S/L
100 L
112 M
132 S/M
160 M/L
180 M/L
200 L
225 M
250 M
280 M

4B
Numero dei poli
Nombre des Pôles
Numero de los polos

2
4
6
2 - 4
2 - 8

Richiesta della combinazione dell'altro polo /
Demande de la combination de l'autre pôle /
Demanda de la combinación del otro polo

BRE
Opzioni di motore
Options de moteur
Opciones de motor

BRE
RG
SR
HL
TF
TW
WU
EF
ZF
DF
IG
KK/FK
B

17

OG | **OB** | **OP**

Tipo di lubrificazione
Type de lubrification
Tipo de lubricación

OG	OB	OP
Grasso	Bagno d'olio	Circolazione dell'olio
Graisse	Bain de huile	Circulation de huile
Grasa	Baño de aceite	Circulación del aceite

Design speciale
Design personalisé
Diseño especial

TR SİPARİŞ ÖRNEĞİ	EN EXAMPLE FOR ORDERING	DE BEISPIEL BESTELLBESCHREIBUNG
IT ESEMPIO DI ORDINAZIONE	FR EXEMPLE DE COMMANDE	ES EJEMPLO ORDEN DE COMPRA

Gövde Büyüklüğü / Case Width / Gehäusegröße / Larghezza di cassa / Largeur de Caisse / Anchura de cajas

Tek kademeli / single reduction / einstufig / Singolo stadio / 1.étage / Etapa única										
607	608	609	610	611	612	613	614	615	616	617
618	619	620	621	622	623	624	625	626	627	

İki kademeli / double reduction / zweistufi / A due stadi / 2.étage / Dos etapas										
607 - 07	608 - 07	609 - 08	610 - 08	611 - 08	613 - 08	614 - 08	616 - 09	617 - 09	618 - 10	619 - 11
				611 - 09	613 - 09	614 - 09	616 - 10	617 - 10	618 - 13	619 - 13
					613 - 10	614 - 10	616 - 11	617 - 11		
620 - 11	621 - 13	622 - 13	623 - 16	624 - 16	625 - 17	626 - 19	627 - 19			
620 - 13	621 - 16	622 - 17	623 - 18	624 - 18	625 - 19					

Tahvil Oranı / Reduction Ratio / Verkleinerungsfaktor / Rapporto di riduzione / Rapport de réduction / Relación de reducción

Tek kademeli / single reduction / einstufig / Singolo stadio / 1.étage / Etapa única									
6	8	11	13	15	17	21	25	29	35
43	51	59	71	87	119				
İki kademeli / double reduction / zweistufi / A due stadi / 2.étage / Dos etapas									
102* (17x6)	**104** (13x8)	**121** (11x11)	**143** (13x11)	**165** (15x11)	174* (29x6)	187* (17x11)	**195** (15x13)	210* (35x6)	**231** (21x11)
258* (43x6)	**273** (21x13)	289* (17x17)	**319** (29x11)	354* (59x6)	**357** (21x17)	**377** (29x13)	385* (35x11)	**425** (25x17)	435* (29x15)
473 (43x11)	493* (29x17)	522* (87x6)	**525** (25x21)	**559** (43x13)	**595** (35x17)	**649** (59x11)	**731** (43x17)	841* (29x29)	957* (87x11)
1003* (59x17)	1131* (87x13)	1225* (35x35)	1247* (43x29)	1479* (87x17)	1505* (43x35)	1711* (59x29)	1849* (43x43)	2065* (59x35)	2193* (51x43)
2537* (59x43)	3045* (87x35)	3481* (59x59)	3741* (87x43)	4437* (87x51)	5133* (87x59)	6177* 87x71	7569* (87x87)		

*** ile işaretlenmiş standart dışı tahviller talep üzerine verilebilir. /** Non-standard ratios which is marked with * may be avaliable if they are requested. / Mit * gekennzeichnete nicht standardmäßige Übersetzungsverhältnisse können nach Anfrage angeboten werden / I titoli non standard contrassegnati con * possono essere emessi su richiesta. / * Les liaisons non standard sont disponibles sur demande. / Las fianzas no estándar marcadas con * pueden emitirse a petición del interesado.

TR KULLANILAN TERİMLER	EN NOMENCLATURE	DE NOMENKLATUR
IT NOMENCLATURA	FR NOMENCLATURE	ES NOMENCLATURA

Giriş Seçenekleri Input Options Eingabeoptionen opzioni di ingresso options d'entrée opciones de entrada	**W** = **Motorsuz girişli redüktörler için /** Input shaft versions / Ausführungen mit antriebsvollwelle / Versioni con albero maschio in ingresso / Version avec arbre en entrée / Versión con eje macho de entrada. **C** = **DIN 42677' ye göre standart motorlar için /** Fitted for motor mounting with flexible coupling. Die Verbindung Motor Getriebe erfolgt über Kupplung. / Predisposto per attacco motore con giunto. Prédisposé pour montage moteur avec joint. / Predispuesto para montaje motor con acoplamiento. **X** = **Motor bağlantısı için /** Fitted for motor coupling / Für motoranbau vorbereitet / Predisposto per attacco motore Prédisposé pour montage moteur standard / Predispuesto para motaje motor **T** = **Turbo kaplin /** Turbo coupling / Turbokupplung / Turbogiunto / Coupleur hydraulique / Turboacoplador
Motor Motor Motor Motore Moteur Motor	**Üç fazlı motor, Motor boyutu 63 - 225 /** Three phase motor Motor size 63 - 225 / Drehstrommotor Motorgröße 63 - 225 / Motori trifase, Grandezze 63 - 225 / Motore thriphasé, taille moteur 63 - 225 / Motores trifásicos, Tamaño de carcasas 63 - 225
Kutup Numarası Number of Poles Anzahl der Pole Numero dei poli Nombre des Pôles Numero de los polos	**2** = **2 Kutuplu /** 2 Poles / 2 Pole / 2 Pôles / 2 Polos **4** = **4 Kutuplu /** 4 Poles / 4 Pole / 4 Pôles / 4 Polos **6** = **6 Kutuplu /** 6 Poles / 6 Pole / 6 Pôles / 6 Polos **Diğer Kutup kombinasyonları istendiğinde karşılanacaktır.** Other pole combinations on request / Sonstige Polkombinationen auf Wunsch / Richiesta della combinazione dell'altro polo/ Demande de la combinationde l'autre pôle / Demanda de la combinación del otro polo
Motor Seçenekleri Motor Options Motorauswahl Opzioni di motore Options de moteur Opciones de motor	**BRE** = **Frenli /** With brake / mit Bremsen / Freno / avec frein / Freno **EF** = **Tek fazlı, fanlı /** Separate fan, single phase / Separate Lüfter, einphasig / Ventilatore separato, monofase / Ventilateur séparé, une phase / Ventilador por separado de una sola fase **ZF** = **Çift fazlı, fanlı /** Separate fan, double phase / Separate Lüfter, Doppel-phase / Ventilatore separato, doppia fase Ventilateur séparé, double-phase / Ventilador por separado, de doble fase **DF** = **Üç fazlı, fanlı /** Separate fan, three phase / Separate Lüfter, drei-phase / Ventilatore separato, trifase / Ventilateur séparé, trois phases / Ventilador por separado, tres de fase **IG** = **Enkoderli /** With encoder / mit Encoder / Con encoder / avec codeur / con codificador **KK/FK** = **Debriyajlı /** With clutches / Mit Kupplungs / Con frizioni / embrayage / embrague **SR** = **Toza karşı korumalı fren /** Brake dust - proof / Staubgeschützte Bremse / Freno a prova di polvere / Frein à l'épreuve de la poussière / De frenos a prueba de polvo **TF** = **Termistörlü /** Thermistor / Thermistor / Termistore / Thermistance / Termistor **RG** = **Korozyon korumalı frenli /** Brake corrosion - protected / Mit Korrosionsschutzbremse / Freno resistente alla corrosione / Frein à la corrosion protégées / Freno protegida contra la corrosión **WU** = **Yumuşak kalkışlı rotor /** Soft start rotor / Sanftanlauf-rotor / Soft start rotore / Démarrage en douceur du rotor Soft desde el rotor **B** = **Geri dönmeye karşı kilitli /** Backstop / Rücklaufsperre / Bloccato contro il ritorno / Verrouillé contre le retour Bloqueado en contra de devolución **TW** = **Isıya duyarlı /** Thermal trip / Temperatursicherung / Un sensibile al calore / A sensible à la chaleur / Un sensible al calor **HL** = **Manuel frenli motor /** Brake motor with hand release / Handbremsmotoren / Motore autofrenante mano / Moteur de frein à main / motores freno manuales

TR MONTAJ POZİSYONLARI

EN MOUNTING POSITIONS

DE EINBAULAGE

	H **Ayak montajlı** / Foot mounting / Fußbefestigung	**V** **Flanş montajlı** / Flange mounting / Flanschbefestigung	**F** **Gövde montajlı** / Case mounted / Gehäuse Flanschmontage
M1	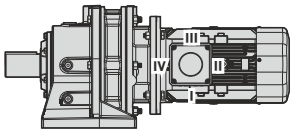	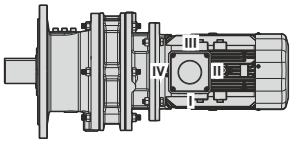	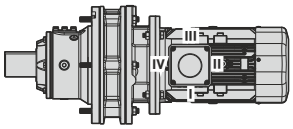
M2	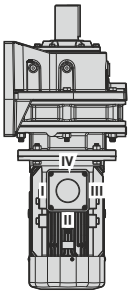	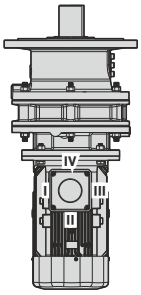	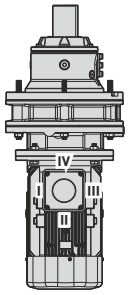
M4	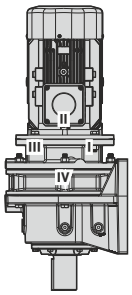	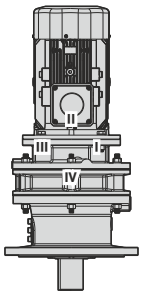	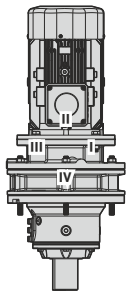
MX	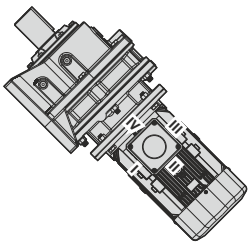	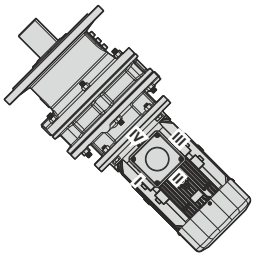	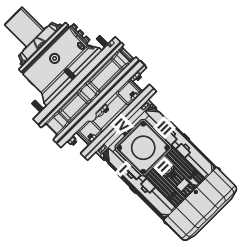

MX : Standart dışı montaj pozisyonu (607 - 612)
* 607 ile 612 gövde büyüklüğündeki redüktörler standart dışı montaj poziyonlarına uygundur.
* 613 ve üzeri redüktörlerin standart dışı montaj pozisyonlarında sadece gres ile yağlama yapılır. PGR ile iletişime geçiniz.
- Tabloda verilen montaj pozisyonları X, C ve W bağlantılı redüktörler içinde geçerlidir.

MX : Nonstandart montage position (607 - 612)
* The reducers with case dimesion between 607 and 612 are suitable for nonstandart mounting position.
* At case dimensions above 613, for nonstandart mounting positions, lubrication need to done by only grease. Please consult to PGR
- The mounting positions which is given at table are also valid for X, C, W connected reducers.

MX : Nicht standardmäßige Montageposition (607 - 612)
* Getriebe mit den Gehäusen 607 und 612 sind für nicht standardmäßige Montagepositionen geeignet.
* Bei nicht standardmäßigen Einbaulagen der Getriebe 613 und größer erfolgt die Schmierung nur mit Fett. Kontaktieren Sie PGR für weitere Informationen.
- Die in den Tabellen angegebenen Montagepositionen gelten für X, C und W angeschlossene Getriebe.

IT PIAZZAMENTO | FR POS. DE MONTAGE | ES POS. DE MONTAJE

	H Fissaggio piede / Fixation à pattes / Fijación por patas	V Fissaggio flangia / Fixation à bride / Fijación por brida	F montato su custodia / boîtier monté / caja montada
M1	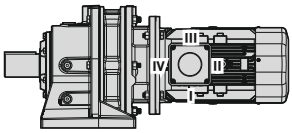	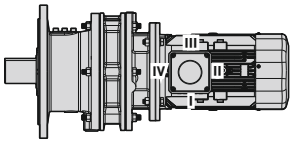	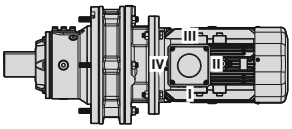
M2	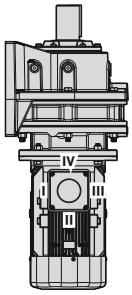	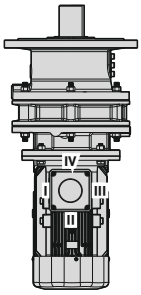	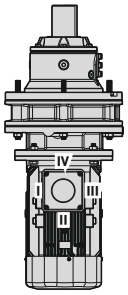
M4	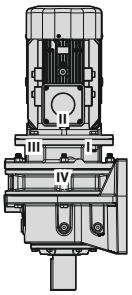	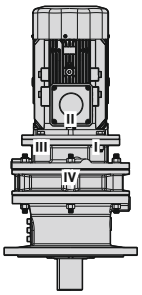	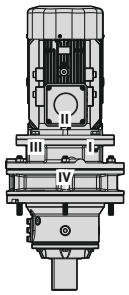
MX	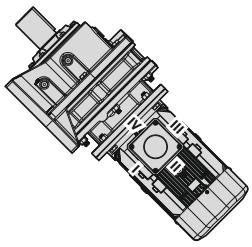	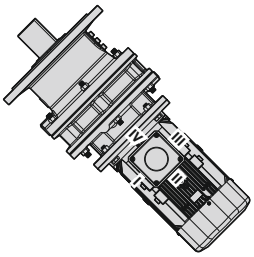	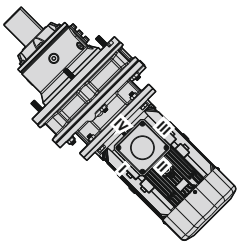

MX : Posizione di montaggio non standard (607 - 612)
* I riduttori con dimensioni della carcassa da 607 a 612 sono adatti a posizioni di montaggio non standard.
* Le posizioni di montaggio non standard dei riduttori 613 e superiori sono lubrificate solo con grasso. Contatta PGR.
- Le posizioni di montaggio indicate nella tabella sono valide per i riduttori con attacco X, C e W .

MX : Position de montage non standart (607 - 612)
* Les tailles des réducteurs (607 - 612) conviennent aux positions de montage non standart
* Dans les positions de montage non standard des réducteurs 613 et supérieurs, la lubrification est faite seulement avec de la graisse. Contactez PGR pour plus d'informations.
- Les positions de montage indiqées dans le tableau sont valables pour les réducteurs avec connexion X, C et W

MX : Posición de montaje no estándar (607 - 612)
* Los reductores con tamaños de carcasa 607 a 612 son adecuados para posiciones de montaje no estándar.
* Las posiciones de montaje no estándar de las cajas de engranajes 613 y superiores solo se lubrican con grasa. Comuníquese con la PGR.
- Las posiciones de montaje indicadas en la abla son válidas para reductores con conexión X, C y W.

TR MONTAJ POZİSYONLARI

- Sipariş sırasında özel istekleriniz olacaksa şekilde gösterildiği üzere terminal kutusunun pozisyonunu belirtiniz.
- Aksi belirtilmediği taktirde standart pozisyon M1'dir.
- Aksi belirtilmediği taktirde redüktörlerin klemens kutusu pozisyonu 1 olarak verilir.
- Öngörülen montaj pozisyonları dışında kalan durumlar için teknik servisimize danışınız.

EN MOUNTING POSITIONS

- In the case of specific requirements, when ordering, specify the position of the terminal box as shown in the diagram.
- Unless specified otherwise, the standard positions are M1.
- Unless other wise specified, the gear reducer is supplied with terminal box in position 1.
- For positions not envisaged, it is necessary to call our Technical Service.

DE EINBAULAGE

- Im Falle von Sonderanforderungen ist bei Auftragserteilung die Lage des Klemmenkastens gemäß dem schema genau anzugeben.
- Falls nicht anders angegeben, sind M1 die Standardeinbaulagen.
- Sofern nichts gegenteiliges angegeben, wird der Schneckengetriebemotor mit Klemmkastenlage 1 geliefert.
- Für nicht angegebene Einbaulagen setzen sie sich bitte mit unserem Kundendienst in Verbindung.

IT PIAZZAMENTO

- Nel caso di particolari esigenze specificare in fase di ordine la posizione della morsetteria come da schema.
- Se non diversamente specificato le posizioni standard sono M1.
- Se non diversamente specificato, il gruppo viene fornito con morsettiera in pos.1.
- Per le posizioni di piazzamento non previste to call our Technical Service.

FR POS. DE MONTAGE

- En cas d'exigences particulières, spécifier, lors de la commande, la position du bornier comme d'après le schéma.
- Si non spécifié, les positions standard sont M1.
- Sauf indications contraires, le réducteur est fourni avec boîte à borne en position 1.
- Pour les positions de montage non prévues, contacter notre S.ce technique.

ES POS. DE MONTAJE

- En caso de exigencias particulares, detallar en el pedido, la posición de la caja de bornes según el esquema.
- Si no se especifica el contrario, las posiciónes estándar son M1.
- Si non esta diferentemente especificado, el motorreductor se monta con la caja de bornes en posición 1.
- Para las posiciones de montaje no previstas, es necesario ponerse en contacto con nuestro Servicio técnico.

TERMİNAL KUTUSU VE KABLO GİRİŞ YÖNLERİ / POSITION OF TERMINAL BOX AND CABLE ENTRY / KLEMMENKASTENLAGE UND KABELEİNFÜHRUNG / POSIZIONE MORSETTIERA E INGRESSO CAVI / POSITION DE LA BOÎTE À BORNES ET DE L'ENTRÉE DE CÂBLE / POSICIÓN DE LA CAJA DE TERMINALES Y ENTRADA DE CABLES

	H	V	F
M1	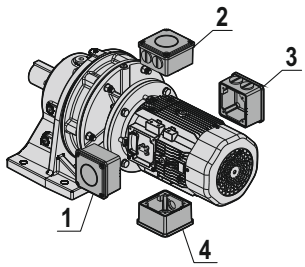	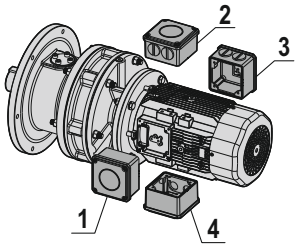	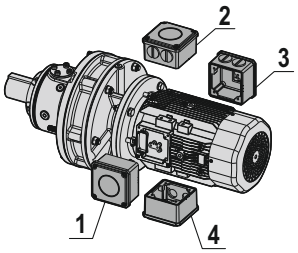
M2	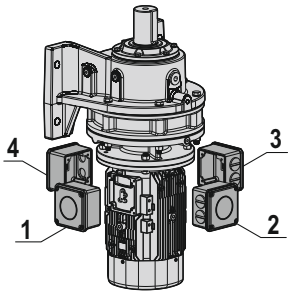	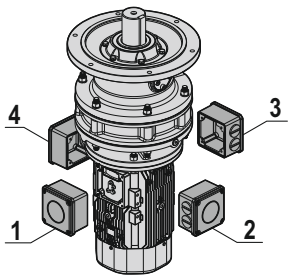	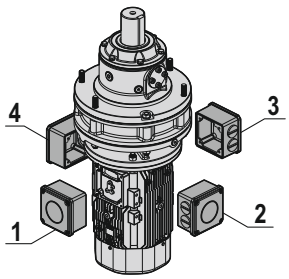
M4	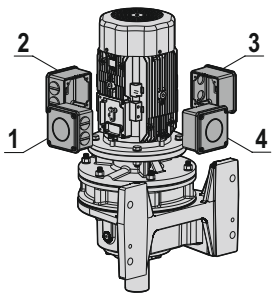	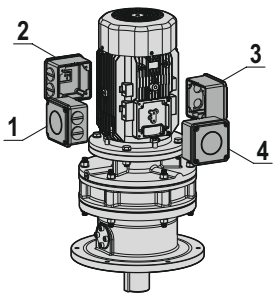	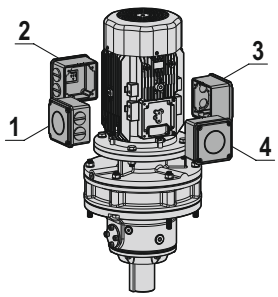

*** 1 - 2 - 3 - 4 :** Terminal kutusu yönlerini gösterir.
*** 1 - 2 - 3 - 4 :** Shows terminal box position
*** 1 - 2 - 3 - 4 :** Zeigt die Position des Klemmkastens an
*** 1 - 2 - 3 - 4 :** Mostra la posizione della morsettiera
*** 1 - 2 - 3 - 4 :** Affiche la position de la boîte à bornes
*** 1 - 2 - 3 - 4 :** Muestra la posición de la caja de terminales

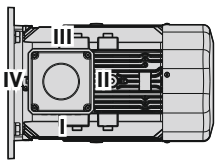

*** I - II - III - IV :** Kablo giriş yönlerini gösterir.
*** I - II - III - IV :** Shows cable entry position
*** I - II - III - IV :** Zeigt die kabeleinführungsposition an
*** I - II - III - IV :** Mostra la posizione di ingresso del cavo
*** I - II - III - IV :** Indique la position d'entrée du câble
*** I - II - III - IV :** Muestra la posición de entrada del cable

TR MONTAJ POZİSYONLARI	EN MOUNTING POSITIONS	DE EINBAULAGE
IT PIAZZAMENTO	FR POS. DE MONTAGE	ES POS. DE MONTAJE



H
Ayak montajlı
Foot mounting
Fußbefestigung
Fissaggio piede
Fixation à pattes
Fijación por patas



V
Flanş montajlı
Flange mounting
Flanschbefestigung
Fissaggio flangia
Fixation à bride
Fijación por brida



F
Gövde montajlı
Case mounted
Gehäuse Flanschmontage
montato su custodia
boîtier monté
caja montada

TR PCD MODÜLER SİSTEM	EN MODULAR SYSTEM OF PCD	DE PCD MODULARES SYSTEM
IT SISTEMA MODULARE PCD	FR SYSTÈME MODULAIRE PCD	ES SISTEMA MODULAR PCD

M Elektrik Motoru
Electric Motors
Elektromotoren
Motori elettrici
Moteurs électriques
Motores eléctricos

C Kaplinli motor bağlantı adaptörü
Motor connection adapter with coupling
Motoranschluss Adapter mit Kupplung.
Adattatore per collegamento motore con giunto.
Adaptateur de raccordement moteur avec accouplement
Adaptador de conexión de motor con acoplamiento

X Pam adaptörü
Hollow shaft adapter
Hohlwellen-adapter
Adattatore per albero cavo
Adaptateur d'arbre creux
Adaptador de eje hueco

W Serbest giriş milli versiyon.
Input shaft versions.
Ausführungen mit Antriebsvollwelle.
Versioni con albero maschio in ingresso.
Version avec arbre en entrée.
Versión con eje macho de entrada.

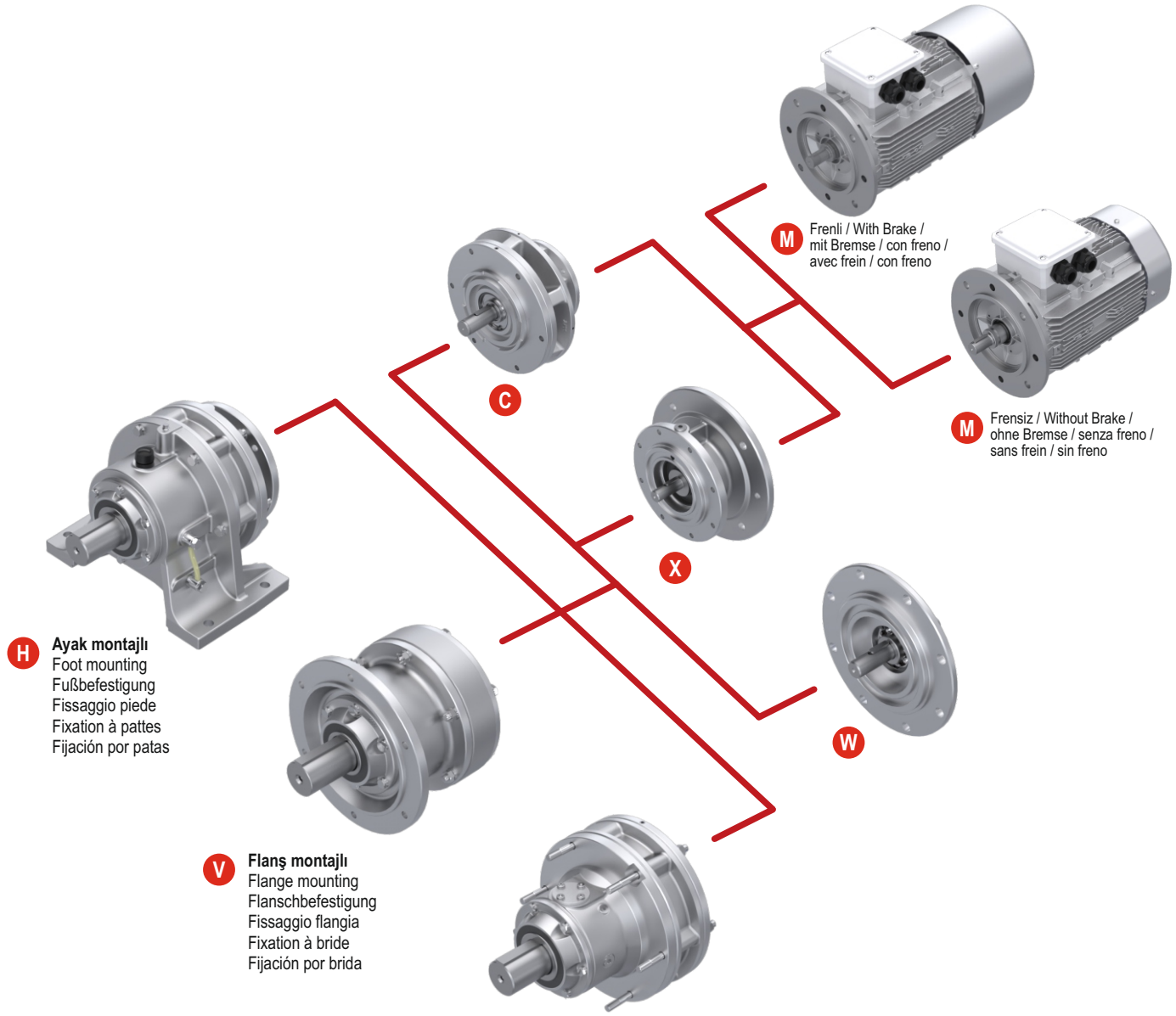

TR SERVİS FAKTÖRÜ | EN SERVICE FACTOR | DE BETRIEBSFAKTOR

IT FATTORE DI SERVIZIO | FR FACTEUR DE SERVICE | ES FACTOR DE SERVICIO

Giriş Tipi Input Type Antriebstyp Tipo di ingresso Type d'entrée Tipo de entrada	**Çalışma süresi** Working time Betriebsdauer Tempo di esecuzione Période de fonctionnement Duración	**Çalışan makinenin yük özellikleri /** The load properties of working machine / Belastungseigenschaften der betriebenen Maschine / Caratteristiche di carico della macchina in funzione / Caractéristiques de charge de la machine de travail / Características de carga de la máquina en funcionamiento		
		U **düzgün yük /** uniform load / Regelmäβige Last / carico uniforme / Charge lisse / carga uniforme	**M** **Orta derece yükler /** Moderate loads / Mäβige Last / Carichi moderati **/** Charges modérées / Cargas moderadas	**H** **Ağır yükler /** Heavy loads / Schwere Lasten / Carichi pesanti / Charges lourdes Cargas pesadas
		f_{B1}		
Elektrik Motoru With electric motor Elektrischer Motor Motore elettrico moteur éléctrique Motor eléctrico	ara sıra, günde 30 dakika Rarely,30 minutes a day Hin und wieder, 30 Minuten pro Tag occasionalmente, 30 minuti al giorno 30 min par jour occasionnellement ocasionalmente, 30 minutos al día	*0.50	*0.80	1.20
	aralıklı, günde 3 saat Sometimes, 3 hours a day Mit Unterbrechungen, 3 Stunden pro Tag occasionalmente, 3 ore al giorno Intermittent 3 heures par jours ocasionalmente, 3 horas al día	*0.80	1.00	1.35
	günde 8 saat 8 hours a day 8 Stunden pro Tag 8 ore al giorno 8 heures par jour 8 horas al día	1.00	1.20	1.50
	günde 16 saat 16 hours a day 16 Stunden pro Tag 16 ore al giorno 16 heures par jour 16 horas al día	1.10	1.28	1.55
	günde 24 saat 24 hours a day 24 Stunden pro Tag 24 ore su 24 24 heures par jour 24 horas al día	1.20	1.35	1.60

TR UYGULAMA ALANLARI VE YÜK SINIFLANDIRMASI

UYGULAMALAR	Yük Tipi
TUĞLA, BETON TAŞ, KİL	
Beton karıştırıcı	M
Çekiç-/Top-/Çırpıcı değirmenler	H
Eğimli vinçler	*
Taş kırıcı	H
Tuğla presleri	H
KONVEYÖRLER - ÜNİFORMA YÜKLÜ	
Apron konveyörler	U
Bantlı konveyörler	U
Kovalı konveyörler	U
Montaj hatları	U
Vidalı konveyörler	U
Yük asansörleri	U
Zincirli konveyörler	U
KONVEYÖRLER - AĞIR HİZMET	
Apron konveyörler	M
Bantlı konveyörler	M
Kovalı konveyörler	M
Montaj hatları	M
Vidalı konveyörler	M
Yük asansörleri	M
Zincirli konveyörler	M
VİNÇLER	
Çekiş dişlileri	*
Döner dişliler	*
Vinçler	*
EKSKAVATÖR	
Çekiş dişlileri	*
Döner dişliler	*
Kesici kafa dişlileri	H
Vinçler	M
GIDA VE ŞEKER ENDÜSTRİSİ	
Pişirici	U
Şeker kamışı fabrikaları	M
Şeker kırma değirmenleri	M
Şeker pancarı kesici	M
Yoğurma makineleri	M
METAL İŞLEME MAKİNELERİ	
Bükme veya doğrultma makineleri	M
Makine aletleri	
- ana sürücü	M
- yardımcı sürücü	M
Plaka makasları	H
Presler	H
KARIŞTIRICILAR VE KARIŞTIRICILAR	
Sabit viskozite için	U
Değişken viskoziteler için	M

U = Düzgün yük
M = Orta düzeyde şoklar
H = Ağır şoklar
*** =** PGR'ye danışın

EN APPLICATION AREAS AND LOAD CLASSIFICATION

APPLICATIONS	Type of Load
BRICK, CONCRETE STONE, CLAY	
Concrete mixer	M
Hammer-/Ball-/Beater mills	H
Inclined hoists	*
Stone crusher	H
Brick presses	H
CONVEYORS - UNIFORMLY LOADED	
Apron conveyors	U
Belt conveyors	U
Bucket conveyors	U
Assembly lines	U
Screw conveyors	U
Freight elevators	U
Chain conveyors	U
CONVEYORS - HEAVY DUTY	
Apron conveyors	M
Belt conveyors	M
Bucket conveyors	M
Assembly lines	M
Screw conveyors	M
Freight elevators	M
Chain conveyors	M
CRANES	
Traction gears	*
Slewing gears	*
Hoists	*
EXCAVATOR	
Traction gears	*
Slewing gears	*
Cutter head gears	H
Winches	M
FOOD AND SUGAR INDUSTRY	
Cooker	U
Sugar cane mills	M
Sugar crushing mills	M
Sugar beet cutter	M
Kneading machines	M
METALWORKING MACHINES	
Bending or straigntening machines	M
Machine toools	
- main drive	M
- auxiliary drive	M
Plate shears	H
Presses	H
MIXERS AND AGITATORS	
for constant viscosity	U
for variable viscosities	M

U = Uniform load
M = Moderate shocks
H = Heavy shocks
*** =** Consult PGR

DE ANWENDUNGSBEREICHE UND LAST KLASSIFIZIERUNG

ANWENDUNGEN	Belast-ungsart
ZIEGEL, BETON, STEINE, ERDE	
Betonmischer	M
Hammer-/Kugel-/Schlagmühlen	H
Schrägaufzüge	*
Brecher	H
Ziegelpressen	H
FÖRDERANLAGEN MIT GLEICHFÖRMIGER BELASTUNG	
Plattenbänder	U
Bandförderer	U
Becherwerke	U
Fließbänder	U
Schneckenförderer	U
Lastaufzüge	U
Kettenförderer	U
FÖRDERANLAGEN MIT UNGLEICHFÖRMIGER BELASTUNG	
Plattenbänder	M
Bandförderer	M
Becherwerke	M
Fließbänder	M
Schneckenförderer	M
Lastaufzüge	M
Kettenförderer	M
KRANANLAGEN	
Fahrwerke	*
Schwenkwerke	*
Hubwerke	*
BAGGER	
Fahrwerke	*
Schwenkwerke	*
Schneidköpfe	H
Winden	M
NAHRUNGSMITTEL- UND ZUCKERINDUSTRIE	
Kocher	U
Zuckermühlen	M
Zuckerbrecher	M
Zuckerschneider	M
Knetmaschinen	M
METALLBEARBEITUNGSMASCHINEN	
Biege- und Richtmaschinen	M
Werkzeugmaschinen Ziehbänke	
-Werkzeugmaschinen Hauptantriebe	M
-Werkzeugmaschinen Hilfsantriebe	M
Scheren	H
Pressen und Stanzen	H
MISCHER UND RÜHRWERKE	
für konstante Dichte	U
für veränderliche Dichte	M

U = Gleichförmiger Betrieb
M = Mäßige Stöße
H = Schwere Stöße
*** =** Rückfrage bei PGR

IT AREE DI APPLICAZIONE E CLASSIFICAZIONE DEI CARICHI

APPLICAZIONI	Tipo Del Carico
MATTONI, CEMENTO, PIETRA, ARGILLA	
Betoniera	M
Mulini a martelli, a sfere e a pale	H
Gru inclinate	*
Frantumatore di pietra	H
Presse per mattoni	H
TRASPORTATORI - A CARICO UNIFORME	
Trasportatori a nastro	U
Trasportatori a nastro	U
Trasportatori a tazze	U
Linee di montaggio	U
Trasportatori a vite	U
Ascensori per merci	U
Trasportatori a catena	U
TRASPORTATORI - PER IMPIEGHI GRAVOSI	
Trasportatori a nastro	M
Trasportatori a nastro	M
Trasportatori a tazze	M
Linee di montaggio	M
Trasportatori a vite	M
Ascensori per merci	M
Trasportatori a catena	M
CRANES	
Ingranaggi di trazione	*
Ingranaggi rotanti	*
Gru	*
ESCAVATORE	
Ingranaggi di trazione	*
Ingranaggi rotanti	*
Ingranaggi della testa di taglio	H
Gru	M
INDUSTRIA ALIMENTARE E DELLO ZUCCHERO	
Fornello	U
Fabbriche di canna da zucchero	M
Mulini per la frantumazione dello zucchero	M
Taglierina per barbabietole da zucchero	M
Impastatrici	M
MACCHINE PER LA LAVORAZIONE DEL METALLO	
Macchine per piegare o raddrizzare	M
Macchine utensili	
- conducente principale	M
- co-pilota	M
Cesoie per targhe	H
Presse	H
AGITATORI E MISCELATORI	
Per una viscosità costante	U
Per viscosità variabili	M

U = Carico uniforme
M = Shock moderati
H = Shock gravi
*** =** Consultare il PGR

FR DOMAINES D'APPLICATIONS ET CLASSIFICATION DES CHARGES

DOMAINES D'APPLICATIONS	Type De Charge
BRIQUE, PIERRE DE BETON, ARGILE	
Bétonnière	M
Broyeurs à marteaux, boulets, batteurs	H
Grues inclinées	*
Concasseur	H
Presses à briques	H
CONVOYEUR-CHARGEMENT	
Convoyeur à tablier	U
Convoyeur	U
Convoyeur à godets	U
Lignes d'assemblage	U
Convoyeur à vis	U
Monte-charge	U
Transporteur à chaîne	U
COVOYEUR-USAGE İNTENSİF	
Convoyeur à tablier	M
Convoyeur	M
Convoyeur à godets	M
Lignes d'assemblage	M
Convoyeur à vis	M
Monte-charge	M
Transporteur à chaîne	M
GRUES	
Engrenages de traction	*
Engrenages rotatifs	*
Grues	*
PELLE	
Engrenages de traction	*
Engrenages rotatifs	*
Engrenages de tête de coupe	H
Grues	M
INDUSTRİE ALİMENTAİRE ET SUCRİÈRE	
Cusinier	U
Moulin à canne à sucre	M
Broyeurs de sucre	M
Coupeur de betteraves sucrières	M
Pétrins	M
MACHİNES POUR TRAVAİL DES MÉTAUX	
Machines à plier et redresser	M
Des machines-outils	
-Conducteur principal	M
-Copilote	M
Cisailles à tôle	H
Presses	H
MÉLANGEURS ET MÉLANGEURS	
Pour une viscosité constante	U
Pour viscosités variables	M

U = Charge uniforme
M = Chocs modérés
H = Chocs violents
*** =** Consulter PGR

ES ÁREAS DE APLICACIÓN Y CLASIFICACIÓN DE LA CARGA

APLICACIONES	Tipo De Carga
LADRILLO, PIEDRA DE HORMIGÓN, ARCILLA	
Hormigonera	M
Molinos de martillos/balas/llenadores	H
Grúas inclinadas	*
Trituradora de piedra	H
Prensas de ladrillos	H
TRANSPORTADORES - CARGA UNIFORMEA	
Transportadores de delantal	U
Cintas transportadoras	U
Transportadores de cangilones	U
Líneas de montaje	U
Transportadores de tornillo	U
Ascensores de carga	U
Transportadores de cadena	U
CINTAS TRANSPORTADORAS - SERVICIO PESADO	
Transportadores de delantal	M
Cintas transportadoras	M
Transportadores de cangilones	M
Líneas de montaje	M
Transportadores de tornillo	M
Ascensores de carga	M
Transportadores de cadena	M
CRANES	
Engranajes de tracción	*
Engranajes rotativos	*
Grúas	*
EXCAVADORA	
Engranajes de tracción	*
Engranajes rotativos	*
Engranajes del cabezal de corte	H
Grúas	M
INDUSTRIA ALIMENTARIA Y DEL AZÚCAR	
Cocina	U
Fábricas de caña de azúcar	M
Molinos de azúcar	M
Cortadora de remolacha	M
Amasadoras	M
MÁQUINAS PARA TRABAJAR EL METAL	
Máquinas de doblar o enderezar	M
Máquinas-herramienta	
- principal impulsor	M
- copiloto	M
Cizallas para matrículas	H
Prensas	H
AGITADORES Y MEZCLADORES	
Para una viscosidad constante	U
Para viscosidades variables	M

U = Carga uniforme
M = Choques moderados
H = Choques severos
*** =** Consultar al PGR

TR UYGULAMA ALANLARI VE YÜK SINIFLANDIRMASI

UYGULAMALAR	Yük Tipi
KAĞIT ENDÜSTRİSİ	
Ağartma aparatı	U
Çırpıcılar	M/H
Islak presler	M/H
Kağıt yapma	*
Kurutma silindirleri	M
Perdah makinesi	M
Sırlama makinesi silindirleri	*
POMPALAR	
Dalgıç pompalar	*
Santrifüj pompalar	*
HADDEHANELER	
Blok taşıma sistemleri	*
Boru doğrultma makineleri	*
Çapraz transfer	*
Makaralı masalar	*
Plaka çeviriciler	H
Plaka makasları	M/H
Pul temizleme makineleri	M
Silindir ayar sürücüleri	M
Soğutma yatakları	*
Sürekli döküm makineleri	*
Tel makaralar	M
Zincir transferi	M
KAUÇUK VE PLASTİK MAKİNELERİ	
Ekstrüder	M/H
Perdah makinesi	M
Yoğurma makineleri	H
TEKSTİL ENDÜSTRİSİ	
Boyama makineleri	M
Bronzlaşma tekneleri	M
Dokuma tezgahları	M
Parçalayıcılar	M
Perdah makinesi	M
SU ARITMA TESİSLERİ	
Filtre presleri	M
Havalandırıcılar	*
Karıştırıcı	M
Kazıyıcı/Kalınlaştırıcı	M
Vidalı pompalar	M

U = Düzgün yük
M = Orta düzeyde şoklar
H = Ağır şoklar
*** =** PGR'ye danışın

EN APPLICATION AREAS AND LOAD CLASSIFICATION

APPLICATIONS	Type of Load
PAPER INDUSTRY	
Bleaching apparatus	U
Beaters	M/H
Wet presses	M/H
Coucher	*
Drying drums	M
Calenders	M
Machine glazing cyclinders	*
PUMPS	
Plunger pumps	*
Centrifugal pumps	*
ROLLING MILLS	
Slab transport	*
Tube straightening machines	*
Cross transfer	*
Descaling machines	*
Roller tables	H
Plate turners	M/H
Plate shears	M
Roller adjustment drives	M
Cooling beds	*
Continuous casting machines	*
Wire wheels	M
Chain transfer	M
RUBBER AND PLASTIC MACHINES	
Extruders	M/H
Calenders	M
Kneading machines	H
TEXTILE INDUSTRY	
Dyeing machines	M
Tanning vats	M
Looms	M
Willows	M
Calenders	M
WATER TREATMENT PLANTS	
Filter presses	M
Aerators	*
Mixer	M
Scraper/Thickener	M
Screw pumps	M

U = Uniform load
M = Moderate shocks
H = Heavy shocks
*** =** Consult PGR

DE ANWENDUNGSBEREICHE UND LAST KLASSIFIZIERUNG

ANWENDUNGEN	Belast-ungsart
PAPIERINDUSTRIE	
Bleicher	U
Holländer	M/H
Nasse Pressen	M/H
Gautscher	*
Trockenzylinder	M
Kalander	M
Glättzylinder	*
PUMPEN	
Plungerpumpen	*
Kreiselpumpen	*
WALZWERKE	
Blocktransportanlagen	*
Rohrrichtmaschinen	*
Querschlepper	*
Entzundungsmaschinen	*
Rollgänge	H
Blechwender	M/H
Blechscheren	M
Walzverstellvorrichtungen	M
Kühlbetten	*
Stranggußanlagen	*
Drahthaspeln	M
Kettenschlepper	M
GUMMI- UND KUNSTSTOFFMASCHINEN	
Extruder	M/H
Kalander	M
Knetwerke	H
TEXTILINDUSTRIE	
Färbereimaschinen	M
Gerbfässer	M
Webstühle	M
Reißwölfe	M
Kalander	M
WASSERAUFBEREITUNGSANLAGEN	
Filterpressen	M
Belüfter	*
Mischer	M
Räumer	M
Schneckenpumpen	M

U = Gleichförmiger Betrieb
M = Mäßige Stöße
H = Schwere Stöße
*** =** Rückfrage bei PGR

IT AREE DI APPLICAZIONE E CLASSIFICAZIONE DEI CARICHI

APPLICAZIONI	Tipo Del Carico
INDUSTRIA DELLA CARTA	
Apparecchio di sbiancamento	U
Fuller	M/H
Presse a umido	M/H
Produzione di carta	*
Cilindri di essiccazione	M
Macchina per la brunitura	M
Rulli di macchine per smaltatura	*
POMPE	
Pompe sommergibili	*
Pompe centrifughe	*
MULINI A RULLI	
Sistemi di movimentazione dei blocchi	*
Macchine per la raddrizzatura dei tubi	*
Trasferimento trasversale	*
Tavoli a rotelle	*
Convertitori di targa	H
Cesoie per targhe	M/H
Macchine per la pulizia dei francobolli	M
Azionamenti di regolazione del cilindro	M
Letti di raffreddamento	*
Macchine per la colata continua	*
Bobine di filo	M
Trasferimento a catena	M
MACCHINE PER GOMMA E PLASTICA	
Estrusore	M/H
Macchina per la brunitura	M
Impastatrici	H
INDUSTRIA TESSILE	
Macchine per la verniciatura	M
Imbarcazioni per la bronzatura	M
Telai per la tessitura	M
Trituratori	M
Macchina per la brunitura	M
IMPIANTI DI TRATTAMENTO DELLE ACQUE	
Filtro pressa	M
Aeratori	*
Miscelatore	M
Raschietto/spessore	M
Pompe a vite	M

U = Carico uniforme
M = Shock moderati
H = Shock gravi
*** =** Consultare il PGR

FR DOMAINES D'APPLICATIONS ET CLASSIFICATION DES CHARGES

DOMAINES D'APPLICATIONS	Type De Charge
INDUSTRIE DU PAPIER	
appareil de blanchiment	U
Batteurs	M/H
presses humides	M/H
fabrication de papier	*
Rouleaux de séchage	M
truelle	M
rouleaux de machine à vitrer	*
POMPES	
Pompes submersibles	*
pompes centrifuges	*
LAMINOIRS	
systèmes de manutention de blocs	*
Machines à redresser des tubes	*
transfert croisé	*
tables à rouleaux	*
Convertisseurs de plaques	H
cisailles à tôle	M/H
machines de nettoyage de tampons	M
pilotes de réglage des rouleaux	M
lits de refroidissement	*
Machines de coulée continue	*
bobines de fil	M
Transfert de chaîne	M
MACHINES CAOUTCHOUC ET PLASTIQUE	
extrudeuse	M/H
truelle	M
pétrins	H
INDUSTRIE TEXTILE	
machines de teinture	M
bateaux de bronzage	M
métiers à tisser	M
Broyeurs	M
Truelle	M
STATIONS DE TRAITEMENT D'EAU	
filtres-presses	M
Aérateurs	*
Mixeur	M
Grattoir/épaississeur	M
pompes à vis	M

U = Charge uniforme
M = Chocs modérés
H = Chocs violents
*** =** Consulter PGR

ES ÁREAS DE APLICACIÓN Y CLASIFICACIÓN DE LA CARGA

APLICACIONES	Tipo De Carga
INDUSTRIA DEL PAPEL	
Aparato de blanqueo	U
Fuller	M/H
Prensas húmedas	M/H
Fabricación de papel	*
Cilindros de secado	M
Máquina de bruñir	M
Rodillos de acristalamiento	*
BOMBAS	
Bombas sumergibles	*
Bombas centrífugas	*
MOLINOS	
Sistemas de manipulación de bloques	*
Máquinas enderezadoras de tubos	*
Transferencia cruzada	*
Mesas de rodillos	*
Convertidores de matrícula	H
Cizallas para matrículas	M/H
Máquinas de limpieza de sellos	M
Accionamientos de ajuste de cilindros	M
Camas de refrigeración	*
Máquinas de colada continua	*
Bobinas de alambre	M
Transferencia de la cadena	M
MAQUINARIA PARA EL CAUCHO Y EL PLÁSTICO	
Extrusora	M/H
Máquina de bruñir	M
Amasadoras	H
INDUSTRIA TEXTIL	
Máquinas para pintar	M
Barcos de bronceado	M
Telares	M
Trituradoras	M
Máquina de bruñir	M
PLANTAS DE TRATAMIENTO DE AGUA	
Filtros prensa	M
Aireadores	*
Mezclador	M
Raspador/espesador	M
Bombas de tornillo	M

U = Carga uniforme
M = Choques moderados
H = Choques severos
*** =** Consultar al PGR

TR REDÜKTÖR SEÇİMİ

EN GEARMOTOR SELECTION

DE GETRIEBEMOTOR AUSWAHL

Tahrik edilecek makinanın yük sınıflandırılmasına ve günlük çalışma saatine bağlı ihtiyaç duyulan fB1 değeri belirlenir. İhtiyaç duyulan moment veya güç değer bilgileri alınmalıdır.
By using load classification and daily working time of machine which will be driven, we can decide fB1. The needed torque value and power value informations should be taken.
Der erforderliche Wert fB1 wird abhängig von der Belastungseinstufung und der täglichen Betriebsdauer der Maschine bestimmt.
Die erforderlichen Moment- oder Leistungswertinformationen sind zu entnehmen.

$$Pef = Mef \times n2 / 9550 \ [kw]$$

↓

Tahrik edilecek makinanın çalışma devir bilgisi alınmalı ve giriş devrine bağlı tahvil oranı belirlenmelidir. / You should get working rotation information of machine which will be driven, and ratio number should be decided according to input speed./ Die Betriebsgeschwindigkeit der betriebenen Maschine muss entnommen werden und das Übersetzungsverhältnis abhängig von der Antriebsdrehzahl ist zu bestimmen.

$$İ = n1/n2$$

↓

Çıkış momenti kontrol edilmelidir. / Output torque should be checked. / Das Abtriebsmoment ist zu kontrollieren.

$$Mef < M2 \ [Nm]$$

↓

Servis faktörüne bağlı redüktör boyutu belirlenmelidir. / Dimension of reducer should de decided depending on the service factor. /
Die Gehäusegröße abhängig vom Sicherheitsfaktor ist zu bestimmen.

$$fB > fB1$$

↓

Eşdeğer güç yada moment değerleri hesaplanmalıdır. / You should calculate equivalent power or torque values. /
Die entsprechenden Leistungs- oder Momentwerte müssen berechnet werden.

$$Pq = Pef \times fB1 \ [kw]$$
$$Mq = Mef \times fB1 \ [Nm]$$

↓

Redüktörün maksimum dayanım güç yada moment değeri eş değer güç yada moment değerinden büyük olmalıdır. /
Maximum resisting power or torque value of reducer should be bigger than equivalent power or torque value. /
Die maximale Tragfähigkeit und das Drehmoment des Getriebes müssen größer sein als die entsprechenden Leistungs- oder Momentwerte.

$$P1max > Pq \ [kw]$$
$$M2max > Mq \ [Nm]$$

↓

Radyal yük değeri hesaplanmalıdır. / Radial load should be calculated. / Die radialen Lastwerte müssen berechnet werden.

$$F_{Rq} = \frac{2 \cdot 10^3 \cdot M_{ef} \cdot f_{B1} \cdot f_L \cdot f_z}{d_o} = [N]$$

↓

Çıkış miline sadece radyal yük mü etki etmektedir ? / Acts only radial load to output shaft? / Beeinflusst nur die radiale Belastung die Abtriebswelle?

Evet / Yes / Ja

Radyal yük kontrolü / radial load control / Radiale Lastkontrolle

Hayır / No / Nein

Radyal ve eksenel yük kontrolü /
radial and axial load control / Radiale und axiale Lastkontrolle

↓

Mil yükleri izin verilen değerler içerisinde midir? / Is the shaft loads inside the allowable values? / Liegen die Wellenlasten innerhalb der zulässigen Werte?

Evet / Yes / Ja

Gövde tipi ve montaj pozisyonu belirlenmelidir. / Case type and mounting position should be determined. / Gehäusetyp und Montagepositionen müssen festgelegt werden.

↓

Gövde ölçüleri kontrol edilip onaylanmalıdır. / After checking, case dimensions should be approved. / Gehäuseabmessungen müssen kontrolliert und bestätigt werden.

↓

Yağlama yöntemleri onaylanmalıdır. / Lubrication methods should be approved / Schmierungsverfahren müssen bestätigt werden.

Hayır / No / Nein

Daha büyük gövde seçimi yapılmalıdır. / Bigger case should be selected. /
Größeres Gehäuse muss gewählt werden.

IT SELEZIONE DEL RIDUTTORE

FR SÉLÉCTION DU RÉDUCTEUR

ES SELECCIÓN DEL REDUCTOR

Il valore fB1 richiesto viene determinato in base alla classificazione del carico della macchina da azionare e alle ore di lavoro giornaliere. È necessario ottenere le informazioni sui valori di coppia o di potenza richiesti. / En fonction de la classification de charge de la machine à entraîner et des heures de travail quotidiennes, la valeur fB1 requise est déterminée. Les informations requises sur le couple ou la puissance doivent être obtenues. / El valor fB1 necesario se determina en función de la clasificación de la carga de la máquina a conducir y de las horas de trabajo diarias. Se debe obtener la información del valor de par o de potencia requerido.

Pef = Mef x n2 / 9550 [kw]

↓

È necessario ottenere le informazioni sulla velocità di funzionamento della macchina da azionare e determinare il rapporto di vincolo in base alla velocità di ingresso. / Les informations de vitesse de fonctionnement de la machine à entraîner doivent être obtenues et le rapport de liaison en fonction de la vitesse d'entrée doit être déterminé. / Se debe obtener la información de la velocidad de funcionamiento de la máquina que se va a accionar y determinar la relación de unión en función de la velocidad de entrada.

İ = n1/n2

↓

È necessario controllare la coppia di uscita. / Le couple de sortie doit être contrôlé. / Hay que comprobar el par de salida.

Mef < M2 [Nm]

↓

La dimensione del riduttore deve essere determinata in base al fattore di servizio. / La taille du réducteur doit être déterminée en fonction du facteur de service. / El tamaño del reductor debe determinarse en función del factor de servicio.

fB > fB1

↓

È necessario calcolare i valori di potenza o di momento equivalenti. / Les valeurs de puissance ou de couple équivalentes doivent être calculées. / Deben calcularse los valores de potencia o momento equivalentes.

Pq = Pef x fB1 [kw]
Mq = Mef x fB1 [Nm]

↓

Il valore della potenza o della coppia massima sopportata dal riduttore deve essere superiore al valore della potenza o della coppia equivalente. / La valeur maximale de puissance ou de couple admissible du réducteur doit être supérieure à la valeur de puissance ou de couple équivalente. / El valor máximo de potencia o par soportado del reductor debe ser mayor que el valor de potencia o par equivalente.

P1max > Pq [kw]
M2max > Mq [Nm]

↓

Il valore del carico radiale deve essere calcolato. / La valeur de la charge radiale doit être calculée. / Hay que calcular el valor de la carga radial.

$$F_{Rq} = \frac{2 \cdot 10^3 \cdot M_{ef} \cdot f_{B1} \cdot f_L \cdot f_z}{d_o} = [N]$$

↓

Sull'albero di uscita agisce solo il carico radiale? / Est-ce que seule la charge radiale affecte l'arbre de sortie ? / ¿Sólo actúa la carga radial sobre el eje de salida?

Sì / Oui / Sí

Controllo del carico radiale / contrôle de la charge radiale / Control de la carga radial

No / Non / No

Controllo del carico radiale e assiale / Contrôle de la charge radiale et axiale / Control de la carga radial y axial

↓

I carichi sull'albero rientrano nei valori consentiti? / Les charges sur l'arbre sont-elles dans les valeurs admissibles? / ¿Están las cargas del eje dentro de los valores permitidos?

Sì / Oui / Sí

È necessario determinare il tipo di corpo e la posizione di montaggio. / Le type de corps et la position de montage doivent être déterminés. / Hay que determinar el tipo de carrocería y la posición de montaje.

↓

Le dimensioni della carrozzeria devono essere controllate e approvate. / Les dimensions du corps doivent être vérifiées et approuvées. / Las dimensiones de la carrocería deben ser comprobadas y aprobadas.

↓

I metodi di lubrificazione devono essere approvati. / Les méthodes de lubrification doivent être approuvées. / Los métodos de lubricación deben ser aprobados.

No / Non / No

Si dovrebbe scegliere un corpo più grande. / Une plus grande sélection de corps devrait être faite / Se debe seleccionar un cuerpo más grande.

TR REDÜKTÖR SEÇİMİ

ÖRNEK SEÇİM - 1 : MOTORLU SEÇİM

Müşteri moment ihtiyacı Mef = 170 [Nm]

Redüktör ayaktan montajlı olacaktır.

Talep edilen devir n2 = 55 [d/d]

Giriş devri n1 = 1400 [d/d]

Kullanılacak Yer : Vidalı Pompa

Günde Çalışma Saati : 16 saat

Ara Tahrik ekipmanı : Zincir Dişli

Pef = Mef x n2 / 9550 [kw]
Pef = 170 x 55 / 9550 [kw]
Pef = 0,97 [kw]

Seçilen güç değeri P1 = 1,1 [kw] > Pef = 0,97 [kw]

İ = n1/n2
İ = 1400/55
İ = 25,45

Yük sınıflandırılması : M

fB1 = 1,28

100. Sayfa motorlu seçim tablosunda seçilen gövde boyutu: 610

M2 = 173 [Nm] > Mef = 170 [Nm]
f_B = 1,34 > f_{B1} = 1,28

Zincir dişli tahrik düzeltme faktörü fz = 1

Zincir dişli bölüm dairesi çapı d0 = 90 [mm]

Yük konumu ortada Lf = 1

100. Sayfa motorlu seçim tablosunda

FR2 = 5400 [N]

$$F_{Rq} = \frac{2 \cdot 10^3 \cdot M_{ef} \cdot f_{B1} \cdot f_L \cdot C_f}{d_o} = [N]$$

$$F_{Rq} = \frac{2 \cdot 10^3 \cdot 170 \cdot 1{,}28 \cdot 1 \cdot 1}{90} = [N]$$

FRq = 4835 [N]

FR2 > Frq

Seçilen redüktör;

PCD 610 HXM - 25 - 1,1 - M1 - 90 B5 - 90L4A - GRES

EN GEARMOTOR SELECTION

EXAMPLE SELECTION-1: WITH MOTOR SELECTION

Torque need of customer: Mef = 170 [Nm]

Reducer will be foot-mounted

Requested speed=n2 = 55 [d/d]

Input speed=n1 = 1400 [d/d]

The place where it will be used: Screw Pump

Daily working hour: 16 hours

Intermediate Driving Equipment: Chain Sprocket

Pef = Mef x n2 / 9550 [kw]
Pef = 170 x 55 / 9550 [kw]
Pef = 0,97 [kw]

Selected power value: P1 = 1,1 [kw] > Pef = 0,97 [kw]

İ = n1/n2
İ = 1400/55
İ = 25,45

Load classification: M

fB1 = 1,28

Selected case dimension from with motor selection table at page 100: 610

M2 = 173 [Nm] > Mef = 170 [Nm]
f_B = 1,34 > f_{B1} = 1,28

Chain Sprocket drive correction factor fz = 1

Chain Sprocket pitch diameter d0 = 90[mm]

Load position is in the middle Lf = 1

At page 100, from motor selection table

FR2 = 5400 [N]

$$F_{Rq} = \frac{2 \cdot 10^3 \cdot M_{ef} \cdot f_{B1} \cdot f_L \cdot C_f}{d_o} = [N]$$

$$F_{Rq} = \frac{2 \cdot 10^3 \cdot 170 \cdot 1{,}28 \cdot 1 \cdot 1}{90} = [N]$$

FRq = 4835 [N]

FR2 > Frq

reducer selected;

PCD 610 HXM - 25 - 1,1 - M1 - 90 B5 - 90L4A - GRES

DE GETRIEBEMOTOR AUSWAHL

BEISPIELAUSWAHL – 1: AUSWAHL MIT MOTOR

Momentanforderung des Kunden Mef = 170 [Nm]

Das Getriebe wird fußmontiert.

Gewünschte Drehzahl n2 = 55 [d/d]

Antriebsdrehzahl n1 = 1400 [d/d]

Anwendungsort: Schraubenpumpe

Betriebszeit pro Tag: 16 Stunden

Zwischen-Antriebsbauteil: Kettenrad

Pef = Mef x n2 / 9550 [kw]
Pef = 170 x 55 / 9550 [kw]
Pef = 0,97 [kw]

Gewählte Nennleistung P1 = 1,1 [kw] > Pef = 0,97 [kw]

İ = n1/n2
İ = 1400/55
İ = 25,45

Lastklassifizierung: M

fB1 = 1,28

Gehäusegröße aus der Tabelle “Auswahl mit Motoren” auf Seite 100: 610

M2 = 173 [Nm] > Mef = 170 [Nm]
f_B = 1,34 > f_{B1} = 1,28

Korrekturfaktor für Kettenradantrieb fz = 1

Schnittkreisdurchmesser des Kettenrades d0= 90 [mm]

Lastposition in der Mitte Lf = 1

der Tabelle “Auswahl mit Motoren” auf Seite 100

FR2 = 5400 [N]

$$F_{Rq} = \frac{2 \cdot 10^3 \cdot M_{ef} \cdot f_{B1} \cdot f_L \cdot C_f}{d_o} = [N]$$

$$F_{Rq} = \frac{2 \cdot 10^3 \cdot 170 \cdot 1{,}28 \cdot 1 \cdot 1}{90} = [N]$$

FRq = 4835 [N]

FR2 > Frq

Getriebe auswahl;

PCD 610 HXM - 25 - 1,1 - M1 - 90 B5 - 90L4A - GRES

IT SELEZIONE DEL RIDUTTORE

SELEZIONE DEL CAMPIONE - 1 : SELEZIONE DEL MOTORE

Requisito di coppia del cliente Mef = 170 [Nm]

Il riduttore sarà montato a pedale.

Velocità richiesta n2 = 55 [rpm]

Velocità di ingresso n1 = 1400 [giri/min]

Luogo di utilizzo: pompa a vite

Ore di lavoro al giorno: 16 ore

Apparecchiatura di trasmissione intermedia : Pignone a catena

Pef = Mef x n2 / 9550 [kw]
Pef = 170 x 55 / 9550 [kw]
Pef = 0,97 [kw]

Valore di potenza selezionato P1 =
1,1 [kw] > Pef = 0,97 [kw]

İ = n1/n2
İ = 1400/55
İ = 25,45

Classificazione del carico: M

fB1 = 1,28

Pagina 100- dimensione selezionata nella tabella di selezione del foglio motorizzato: 610

M2 = 173 [Nm] > Mef = 170 [Nm]
fB = 1,34 > fB1 = 1,28

Fattore di correzione della trasmissione a pignone fz = 1
Diametro del cerchio della sezione della ruota dentata d0 = 90 [mm].
Posizione di carico al centro Lf = 1

Nella tabella di selezione dei motori a pagina 100

FR2 = 5400 [N]

$$F_{Rq} = \frac{2 \cdot 10^3 \cdot M_{ef} \cdot f_{B1} \cdot f_L \cdot C_f}{d_o} = [N]$$

$$F_{Rq} = \frac{2 \cdot 10^3 \cdot 170 \cdot 1{,}28 \cdot 1 \cdot 1}{90} = [N]$$

FRq = 4835 [N]

FR2 > Frq

Riduttore selezionato;

PCD 610 HXM - 25 - 1,1 - M1 - 90 B5 - 90L4A - GRES

FR SÉLÉCTION DU RÉDUCTEUR

EXAMPLE DE SÉLÉCTİON-1 SÉLÉCTİON AVEC MOTEUR

Exigence de couple du client Mef = 170 [Nm]

Le réducteur sera monté sur pied.

Vitesse demandée n2 = 55 [tr/min]

Vitesse d'entrée n1 = 1400 [tr/min]

Lieu d'utilisation : pompe à vis

Heures de travail par jour : 16 heures

Équipement d'entraînement intermédiaire : pignon

Pef = Mef x n2 / 9550 [kw]
Pef = 170 x 55 / 9550 [kw]
Pef = 0,97 [kw]

Valeur de puissance sélectionnée P1 =
1,1 [kw] > Pef = 0,97 [kw]

İ = n1/n2
İ = 1400/55
İ = 25,45

Classe de charge : M

fB1 = 1,28

100. Taille du corps sélectionnée dans le tableau de sélection motorisé de la page : 610

M2 = 173 [Nm] > Mef = 170 [Nm]
fB = 1,34 > fB1 = 1,28

Facteur de correction de la transmission par pignon fz = 1
Diamètre du cercle de section du pignon d0 = 90 [mm]

Position de charge au milieu Lf = 1

100. Sur la tableau de sélection des moteurs

FR2 = 5400 [N]

$$F_{Rq} = \frac{2 \cdot 10^3 \cdot M_{ef} \cdot f_{B1} \cdot f_L \cdot C_f}{d_o} = [N]$$

$$F_{Rq} = \frac{2 \cdot 10^3 \cdot 170 \cdot 1{,}28 \cdot 1 \cdot 1}{90} = [N]$$

FRq = 4835 [N]

FR2 > Frq

Réducteur sélectionné ;

PCD 610 HXM - 25 - 1,1 - M1 - 90 B5 - 90L4A - GRES

ES SELECCIÓN DEL REDUCTOR

SELECCIÓN DE MUESTRAS - 1 : SELECCIÓN DE MOTORES

Necesidad de par del cliente Mef = 170 [Nm]

El reductor estará montado en el pie.

Velocidad solicitada n2 = 55 [rpm]

Velocidad de entrada n1 = 1400 [rpm]

Lugar de uso : Bomba de tornillo

Horas de trabajo al día : 16 horas

Equipo de accionamiento intermedio : Piñón de la cadena

Pef = Mef x n2 / 9550 [kw]
Pef = 170 x 55 / 9550 [kw]
Pef = 0,97 [kw]

Valor de potencia seleccionado P1 =
1,1 [kw] > Pef = 0,97 [kw]

İ = n1/n2
İ = 1400/55
İ = 25,45

Clasificación de la carga : M

fB1 = 1,28

Página 100- tamaño seleccionado en la tabla de selección de hojas motorizadas: 610

M2 = 173 [Nm] > Mef = 170 [Nm]
fB = 1,34 > fB1 = 1,28

Factor de corrección del accionamiento de la rueda dentada fz = 1
Diámetro del círculo de la sección del piñón d0 = 90 [mm]
Posición de carga en el centro Lf = 1

En la tabla de selección de motores de la página 100

FR2 = 5400 [N]

$$F_{Rq} = \frac{2 \cdot 10^3 \cdot M_{ef} \cdot f_{B1} \cdot f_L \cdot C_f}{d_o} = [N]$$

$$F_{Rq} = \frac{2 \cdot 10^3 \cdot 170 \cdot 1{,}28 \cdot 1 \cdot 1}{90} = [N]$$

FRq = 4835 [N]

FR2 > Frq

Reductor seleccionado;

PCD 610 HXM - 25 - 1,1 - M1 - 90 B5 - 90L4A - GRES

TR REDÜKTÖR SEÇİMİ

ÖRNEK SEÇİM - 2 : MOTORSUZ SEÇİM

Müşteri moment ihtiyacı Mef = 170 [Nm]

Redüktör ayaktan montajlı olacaktır.

Talep edilen devir n2 = 55 [d/d]

Giriş devri n1 = 1400 [d/d]

Kullanılacak Yer : Vidalı Pompa

Günde Çalışma Saati : 16 saat

Ara Tahrik elipmanı : Zincir Dişli

Pef = Mef x n2 / 9550 [kw]
Pef = 170 x 55 / 9550 [kw]
Pef = 0,97 [kw] (P1 = 1,1 [kw] PAM 90)
P1 = 1,1 [kw] (PAM 90)

İ = n1/n2
İ = 1400/55
İ = 25,45

Yük sınıflandırılması : M

fB1 = 1,28
Mq = Mef x fB1 [Nm]
Mq = 170x 1,28 [Nm]
Mq = 218 [Nm]

388. Sayfa motorsuz seçim tablosunda
Seçilen gövde boyutu: 610

M2max = 220 [Nm] > Mq = 218 [Nm]

Zincir dişli tahrik düzeltme faktörü fz = 1

Zincir dişli bölüm dairesi çapı d0 = 90 [mm]

Yük konumu ortada Lf = 1

388. Sayfa motorsuz seçim tablosunda

FR2 = 5400 [N]

$$F_{Rq} = \frac{2 \cdot 10^3 \cdot M_{ef} \cdot f_{B1} \cdot f_L \cdot C_f}{d_o} = [N]$$

$$F_{Rq} = \frac{2 \cdot 10^3 \cdot 170 \cdot 1{,}28 \cdot 1 \cdot 1}{90} = [N]$$

FRq = 4835 [N]

FR2 > Frq

Seçilen redüktör;

PCD 610 HX - 25 - M1 - 90 B5 - GRES

EN GEARMOTOR SELECTION

EXAMPLE SELECTION-2: WITHOUT MOTOR SELECTION

Customer's need of torque Mef = 170 [Nm]

Reducer will be foot-mounted.

Requested speed=n2 = 55 [d/d]

Input speed=n1 = 1400 [d/d]

The place where it will be used: Screw Pump

Daily working hour: 16 hours

Intermediate Driving Equipment: Chain Sprocket

Pef = Mef x n2 / 9550 [kw]
Pef = 170 x 55 / 9550 [kw]
Pef = 0,97 [kw] (P1 = 1,1 [kw] PAM 90)
P1 = 1,1 [kw] (PAM 90)

İ = n1/n2
İ = 1400/55
İ = 25,45

Load classification:M

fB1 = 1,28
Mq = Mef x fB1 [Nm]
Mq = 170x 1,28 [Nm]
Mq = 218 [Nm]

Selected case dimension from without motor selection table at page 388: 610

M2max = 220 [Nm] > Mq = 218 [Nm]

Chain Sprocket drive correction factor fz = 1

Chain Sprocket pitch diameter d0=90[mm]

Load position is in the middle Lf = 1

At page 388, from without motor selection table

FR2 = 5400 [N]

$$F_{Rq} = \frac{2 \cdot 10^3 \cdot M_{ef} \cdot f_{B1} \cdot f_L \cdot C_f}{d_o} = [N]$$

$$F_{Rq} = \frac{2 \cdot 10^3 \cdot 170 \cdot 1{,}28 \cdot 1 \cdot 1}{90} = [N]$$

FRq = 4835 [N]

FR2 > Frq

reducer selected;

PCD 610 HX - 25 - M1 - 90 B5 - GRES

DE GETRIEBEMOTOR AUSWAHL

BEISPIELAUSWAHL – 2: AUSWAHL OHNE MOTOR

Momentanforderung des Kunden Mef = 170 [Nm]

Das Getriebe wird fußmontiert.

Gewünschte Drehzahl n2 = 55 [d/d]

Antriebsdrehzahl n1 = 1400 [d/d]

Anwendungsort: Schraubenpumpe

Betriebszeit pro Tag: 16 Stunden

Zwischen-Antriebsbauteil: Kettenrad

Pef = Mef x n2 / 9550 [kw]
Pef = 170 x 55 / 9550 [kw]
Pef = 0,97 [kw] (P1 = 1,1 [kw] PAM 90)
P1 = 1,1 [kw] (PAM 90)

İ = n1/n2
İ = 1400/55
İ = 25,45

Lastklassifizierung: M

fB1 = 1,28
Mq = Mef x fB1 [Nm]
Mq = 170x 1,28 [Nm]
Mq = 218 [Nm]

Gehäusegröße aus der Tabelle “Auswahl ohne Motoren” auf Seite 388: 610

M2max = 220 [Nm] > Mq = 218 [Nm]

Zincir dişli tahrik düzeltme faktörü fz = 1

Schnittkreisdurchmesser des Kettenrades d0 = 90 [mm]

Lastposition in der Mitte Lf = 1

der Tabelle “Auswahl ohne Motoren” auf Seite 388

FR2 = 5400 [N]

$$F_{Rq} = \frac{2 \cdot 10^3 \cdot M_{ef} \cdot f_{B1} \cdot f_L \cdot C_f}{d_o} = [N]$$

$$F_{Rq} = \frac{2 \cdot 10^3 \cdot 170 \cdot 1{,}28 \cdot 1 \cdot 1}{90} = [N]$$

FRq = 4835 [N]

FR2 > Frq

Getriebe auswahl;

PCD 610 HX - 25 - M1 - 90 B5 - GRES

IT SELEZIONE DEL RIDUTTORE

SELEZIONE DEL CAMPIONE - 2: SELEZIONE NON MOTORIZZATA

Requisito di coppia del cliente Mef = 170 [Nm]

Il riduttore sarà montato a pedale.

Velocità richiesta n2 = 55 [rpm]

Velocità di ingresso n1 = 1400 [giri/min]

Luogo di utilizzo: pompa a vite

Ore di lavoro al giorno: 16 ore

Apparecchiatura di trasmissione intermedia : Pignone a catena

Pef = Mef x n2 / 9550 [kw]
Pef = 170 x 55 / 9550 [kw]
Pef = 0,97 [kw] (P1 = 1,1 [kw] PAM 90)
P1 = 1,1 [kw] (PAM 90)

İ = n1/n2
İ = 1400/55
İ = 25,45

Classificazione del carico: M

fB1 = 1,28
Mq = Mef x fB1 [Nm]
Mq = 170x 1,28 [Nm]
Mq = 218 [Nm]

Pagina 388 - Nella tabella di selezione non motorizzata Dimensione del corpo selezionata: 610

M2max = 220 [Nm] > Mq = 218 [Nm]

Fattore di correzione della trasmissione a pignone fz = 1

Diametro del cerchio della sezione della ruota dentata d0 = 90 [mm].
Posizione di carico al centro Lf =Riduttore selezionato;

Pagina 388 - Nella tabella di selezione non motorizzata

FR2 = 5400 [N]

$$F_{Rq} = \frac{2 \cdot 10^3 \cdot M_{ef} \cdot f_{B1} \cdot f_L \cdot C_f}{d_o} = [N]$$

$$F_{Rq} = \frac{2 \cdot 10^3 \cdot 170 \cdot 1{,}28 \cdot 1 \cdot 1}{90} = [N]$$

FRq = 4835 [N]

FR2 > Frq

Riduttore selezionato;

PCD 610 HX - 25 - M1 - 90 B5 - GRES

FR SÉLÉCTION DU RÉDUCTEUR

SÉLECTION D'ÉCHANTILLONS - 2: SÉLECTION SANS MOTEUR

Exigence de couple du client Mef = 170 [Nm]

Le réducteur sera monté sur pied.

Vitesse demandée n2 = 55 [tr/min]

Vitesse d'entrée n1 = 1400 [tr/min]

Lieu d'utilisation: pompe à vis

Heures de travail par jour: 16 heures

Équipement d'entraînement intermédiaire: pignon

Pef = Mef x n2 / 9550 [kw]
Pef = 170 x 55 / 9550 [kw]
Pef = 0,97 [kw] (P1 = 1,1 [kw] PAM 90)
P1 = 1,1 [kw] (PAM 90)

İ = n1/n2
İ = 1400/55
İ = 25,45

Classe de charge: M

fB1 = 1,28
Mq = Mef x fB1 [Nm]
Mq = 170x 1,28 [Nm]
Mq = 218 [Nm]

Page 388 dans le tableau de sélection sans moteur Taille du corps sélectionnée: 610

M2max = 220 [Nm] > Mq = 218 [Nm]

Facteur de correction de la transmission par pignon fz = 1
Diamètre du cercle de section du pignon d0 = 90 [mm]

Position de charge au milieu Lf = 1

Page 388 dans le tableau de sélection sans moteur

FR2 = 5400 [N]

$$F_{Rq} = \frac{2 \cdot 10^3 \cdot M_{ef} \cdot f_{B1} \cdot f_L \cdot C_f}{d_o} = [N]$$

$$F_{Rq} = \frac{2 \cdot 10^3 \cdot 170 \cdot 1{,}28 \cdot 1 \cdot 1}{90} = [N]$$

FRq = 4835 [N]

FR2 > Frq

Réducteur sélectionné;

PCD 610 HX - 25 - M1 - 90 B5 - GRES

ES SELECCIÓN DEL REDUCTOR

SELECCIÓN DE MUESTRAS - 2: SELECCIÓN NO MOTORIZADA

Requerimiento de par del cliente Mef = 170 [Nm]

El reductor estará montado en el pie.

Velocidad solicitada n2 = 55 [rpm]

Velocidad de entrada n1 = 1400 [rpm]

Lugar de uso : Bomba de tornillo

Horas de trabajo al día : 16 horas

Equipo de transmisión intermedia : Piñón de la cadena

Pef = Mef x n2 / 9550 [kw]
Pef = 170 x 55 / 9550 [kw]
Pef = 0,97 [kw] (P1 = 1,1 [kw] PAM 90)
P1 = 1,1 [kw] (PAM 90)

İ = n1/n2
İ = 1400/55
İ = 25,45

Clasificación de la carga : M

fB1 = 1,28
Mq = Mef x fB1 [Nm]
Mq = 170x 1,28 [Nm]
Mq = 218 [Nm]

Página 388 - En la tabla de selección de no motorizados Tamaño del cuerpo seleccionado: 610

M2max = 220 [Nm] > Mq = 218 [Nm]

Factor de corrección del accionamiento de la rueda dentada fz = 1
Diámetro del círculo de la sección del piñón d0 = 90 [mm]
Posición de carga en el centro Lf = 1

Página 388 En la tabla de selección de no motorizados

FR2 = 5400 [N]

$$F_{Rq} = \frac{2 \cdot 10^3 \cdot M_{ef} \cdot f_{B1} \cdot f_L \cdot C_f}{d_o} = [N]$$

$$F_{Rq} = \frac{2 \cdot 10^3 \cdot 170 \cdot 1{,}28 \cdot 1 \cdot 1}{90} = [N]$$

FRq = 4835 [N]

FR2 > Frq

Reductor seleccionado;

PCD 610 HX - 25 - M1 - 90 B5 - GRES

TR YAĞLAMA

1.Gres ile Yağlama

Standart gresler -10°C ile +50°C arası sıcaklık değerlerinde çalışması uygundur. Bu sebep ile sürekli çalışma durumundaki maksimum sıcaklığın 60°C geçmemesine dikkat edilmelidir. Yüksek sıcaklık değerlerinde çalışılması gerektiğinde ya da farklı yağların kullanılması durumunda PGR ile iletişime geçiniz.

1.1.Bakım Gerektirmeyen Gres Yağlama

Tüm montaj pozisyonlarında kullanılmak üzere ömür boyu gres ile yağlanmıştır. İlave gres eklenmesine gerek yoktur. Ortalama 20.000 çalışma saati ya da 5 yıllık çalışma ömrü sağlayacaktır.

1.1.Yeniden Gres ile Yağlama

500 saatlik çalışma ya da 2 aylık çalışma sonrasında yeniden gres ile yağlama yapılmalıdır. Redüktör içerisindeki gres normal şartlarda 2 yıl problemsiz çalışmayı sağlar. Fakat çalışma saatlerinin değişkenliğinden dolayı 3 ile 6 ayda bir gresin değiştirilmesini tavsiye ederiz.
Yeniden gres ile yağlamada redüktör içerisinde bulunan yağın özellikleri ile ekleme yapılacak olan yağın özelliği aynı olmalıdır. Farklı greslerin karıştırılmasına izin verilmemelidir.

***** Gres değişiminde redüktörün içi tamamen yeni gres ile doldurulduğundan emin olunmalıdır.**

2.Yağ Banyolu Yağlama

DIN 51 517 Bölüm 3 gerekliliklerini karşılayan tüm yağlama yağları uygundur. Ortam veya çalışma sıcaklığına bağlı olarak DIN 51 519'a göre viskozite sınıfı seçilmelidir.

EN LUBRICATION

1. Lubrication with grease

Standart greases are suitable for degrees between -10°C and +50°C. Because of this reason, in working conditions, you should pay attention that maximum temperature does not exceed 60°C. When operating at high temperature values or using different type of oil , please kindly consult PGR.

1.1.Maintenance Free Grease Lubrication

Lubricated with grease for life for usage of all mounting positions. Please kindly do not need for adding grease. It will provide an average of 20.000 operating hours or 5 years of operating life

1.1 .Relubrication with Grease

After 500 hours of operation or 2 months of operation, it should be lubricated with grease again.The grease in the reducer provides 2 years of operation under normal conditions without any problem. However, due to the variability of working hours, we recommend changing the grease every 3 to 6 months. When relubricating with grease, the properties of the oil in the gearbox should be same with the oil which will be added. Please kindly do not allow to mix different types of greases.

***** When changing the grease, it must be ensured that the gear unit is completely filled with new grease.**

2.Lubrication with oil bath

All lubricating oils that meet the requirements of DIN 51 517 Part 3 are suitable. Depending on the ambient or operating temperature, according to DIN 51 519, the viscosity class should be selected

DE SCHMIERUNG

1.Schmierung mit Fett

Standardfette sind für den Betrieb bei Temperaturen zwischen -10°C und +50°C geeignet. Daher ist zu beachten, dass die maximale Temperatur im Dauerbetriebszustand 60°C nicht überschreitet. Bei Betrieb mit höheren Temperaturen oder bei Verwendung alternativer Öle bitte PGR kontaktieren.

1.1.Wartungsfreie Schmierung mit Fett

Lebensdauergeschmiert mit Fett für alle Montagepositionen. Es ist kein zusätzliches Fett erforderlich. Es wird eine durchschnittliche Lebensdauer von 20.000 Betriebsstunden oder 5 Jahren geboten. .

1.1.Erneute Schmierung mit Fett

Nach 500 Betriebsstunden oder 2 Monaten Betrieb muss erneut mit Fett geschmiert werden. Das Fett im Getriebe ermöglicht im Normalfall 2 Jahre problemlosen Betrieb. Aufgrund der Variabilität der Betriebsstunden empfehlen wir jedoch das Fett alle 3 bis 6 Monate zu wechseln. Bei erneutem Schmieren müssen die Eigenschaften des im Getriebe vorhandenen Öls und die Eigenschaften des hinzuzufügenden Öls identisch sein. Das Mischen verschiedener Fette ist nicht erlaubt.

***** Beim Fettwechsel ist darauf zu achten, dass das Getriebe vollständig mit neuem Fett gefüllt ist.**

2.Schmierung mit Ölbad

Geeignet sind alle Schmieröle nach DIN 51 517 Teil 3. Je nach Umgebungs - oder Betriebstemperatur muss die Viskositätsklasse nach DIN 51 519 gewählt werden.

DIN 51517 Bölüm 3'e göre yağlayıcı Schmierstoff nach DIN 51517 Teil 3 Lubricant as per DIN 51 517 part 3	Çalışma sıcaklıkları / working temperatures / Betriebstemperaturen / °C ortam / ambience / Umgebung -20° 0° +20° +40° +60° +80° +100° +120°
ISO VG 68	
ISO VG 100	
ISO VG 150	
ISO VG 220	
ISO VG 320	

2.1 Önerilen yağlar / 2.1 Recommended oils / 2.1 Empfohlene Schmieröle

Redüktör Tipi Type of gearbox Getriebetyp	Yağ Tipi Type of Lubricant Schmierstoffsorte	Ortam Sıcaklığı / Ambient Temp.°C / Umgebungstemperatur	ISO vizkozite sınıfı viscosity class Viskositätsklasse	SHELL	MOBİL	BP	ESSO	DEA	ARAL	CASTROL	TRIBOL	KLÜBER
Sikloid serisi Redüktörler cycloid series reducers Zykloid-getriebe	Mineral yağ Mineral oil Mineralöl	- 5...40 Normal -15...25 # - 50...-15	ISO VG 220 ISO VG 100 ISO VG 15	Shell Omala Oel 220 Shell omala Oel 100 Shell Tellus Oel T 15	Mobilgear 600 XP 220 Mobilgear 600 XP 150 Mobil DTE 10 Excel 15	Energol GR-XP 220 Energol GR-XP 100 Bartran HV 15	Spartan EP 220 Spartan EP 100 Univis J 13	Deagear DX SAE 85W-90 Falcon CLP 220 Deagear DX SAE 80W Falcon CLP 150 Alrkraft Hydraulic Oil 15	Degol BG 220 Degol BG 100 Vitamol 1010	Alpha SP 220 Alpha MW 220 Alpha MAX 220 Alpha SP 100 Alpha MW 100 Alpha MAX 220 Hyspin AWS 15 Hyspin SP 15 Hyspin ZZ 15	Tribol 1100/220 Tribol 1100/100 Tribol 770	Klüberoil GEM 1-220 Klüberoil GEM 1-100 Isoflex MT 30 rot
	Sentetik yağ Synthetic oil Synthetisches Öl	- 25...80	ISO VG 220	Shell Tivela Oel WB	Mobil Glygoyle 30	Enersyn SG-XP 220	ESSO Glycolube 220	Polydea PGLP 220	Degol GS 220	Alphasyn PG 220	Tribol 800/220	Klübersynth GH 6 - 220
	Biyolojik Sentetik yağ Biodegradable oil Biologisches Synthetisches Öl	- 25...80	ISO VG 220					Plantogear 220 S	Bio-Degol S 220	Carelube GES 220	Tribol Bio Top1418/220	Klüber - Bio GM 2 - 220
	Gıda yağları Food - grade oil Lebensmittelöle	- 25...80	ISO VG 220	Cassida 220	Mobil SHC Cibus 220		GEAR OIL FM 220	Renolin 220	Degol FG 220	OPTIMOL optileb GE 220	Tribol Food Proof 1810/220	Klüberoil 4UH1 - 220

Redüktör Tipi Type of gearbox Getriebetyp	Yağ Tipi Type of Lubricant Schmierstoffsorte	Ortam Sıcaklığı Ambient Temp.°C Umgebungstemperatur	Üretici Firma Manufacturer Hersteller	Tanım Description Beschreibung
Sikloid serisi redüktörler Cycloid series reducers Zykloidgetriebe	Gres Grease Fett	- 10...50	SHELL	Gadus S2 V100 2
		- 10...50	MOBİL	UNIREX N2

IT LUBRIFICAZIONE

1.Lubrificazione con grasso
I grassi standard sono adatti al funzionamento a temperature comprese tra -10°C e +50°C. Per questo motivo, è necessario fare attenzione che la temperatura massima in funzionamento continuo non superi i 60°C. Se sono necessarie temperature elevate o se si utilizzano lubrificanti diversi, contattare PGR.

1.1.Lubrificazione a grasso senza manutenzione
Lubrificato con grasso a vita per l'uso in tutte le posizioni di montaggio. Non è necessario aggiungere altro grasso. Fornirà una media di 20.000 ore di funzionamento o una vita utile di 5 anni.

1.1.Rilubrificazione con grasso
Dopo 500 ore di funzionamento o 2 mesi di funzionamento, è necessaria una rilubrificazione con grasso. Il grasso nel riduttore garantisce 2 anni di funzionamento senza problemi in condizioni normali. Tuttavia, a causa della variabilità delle ore di lavoro, si consiglia di sostituire il grasso ogni 3-6 mesi. In fase di reingrassaggio, le proprietà dell'olio presente nel riduttore e quelle dell'olio da aggiungere dovrebbero essere lo stesso. Non è consentito mescolare grassi diversi.
***** Quando si sostituisce il grasso, accertarsi che il riduttore sia completamente riempito di grasso nuovo.**

2.Lubrificazione a bagno d'olio
Sono idonei tutti gli oli lubrificanti che soddisfano i requisiti della norma DIN 51 517 parte 3. A seconda della temperatura ambiente o di esercizio, deve essere selezionata la classe di viscosità secondo la norma DIN 51 519.

FR LUBRIFICATION

1.Lubrification à la graisse
Les graisses standard conviennent à un fonctionnement à des températures comprises entre -10°C et +50°C. Pour cette raison, il faut veiller à ce que la température maximale en fonctionnement continu ne dépasse pas 60°C. Contactez PGR lorsqu'il est nécessaire de travailler à des valeurs de température élevées ou si différentes huiles sont utilisées.

1.1Lubrification à la graisse sans entretien
Lubrifié à la graisse à vie pour une utilisation dans toutes les positions de montage. Pas besoin d'ajouter de graisse supplémentaire. Il fournira une moyenne de 20 000 heures de fonctionnement ou 5 ans de durée de vie.

1.1 relubrification avec de la graisse
Après 500 heures de fonctionnement ou 2 mois de fonctionnement, il doit être à nouveau lubrifié avec de la graisse. La graisse dans le réducteur offre 2 ans de fonctionnement sans problème dans des conditions normales. Cependant, en raison de la variabilité des heures de travail, nous recommandons de changer la graisse tous les 3 à 6 mois. En relubrification à la graisse, les propriétés de l'huile de la boîte de vitesses et de l'huile à ajouter devrait être les mêmes. Le mélange de différentes graisses ne devrait pas être autorisé.
*****Lors du changement de graisse, on doit assurer que le réducteur est entièrement rempli de graisse neuve.**

2.Lubrification à la bain d'huile
Toutes les huiles lubrifiantes qui satisfont aux exigences de la norme DIN 51 517 partie 3 conviennent. En fonction de la température ambiante ou de fonctionnement, la classe de viscosité doit être sélectionnée selon DIN 51 519.

ES LUBRICACIÓN

1.Lubricación con grasa
Las grasas estándar son adecuadas para funcionar a temperaturas entre -10°C y +50°C. Por esta razón, se debe tener cuidado de que la temperatura máxima en funcionamiento continuo no supere los 60°C. Póngase en contacto con PGR si se requieren temperaturas elevadas o si se utilizan lubricantes diferentes.

1.1.Lubricación con grasa sin mantenimiento
Lubricado con grasa de por vida para su uso en todas las posiciones de montaje. No es necesario añadir grasa adicional. Proporcionará una media de 20.000 horas de funcionamiento o una vida útil de 5 años.

1.1.Relubricación con grasa
Después de 500 horas de funcionamiento o 2 meses de funcionamiento, es necesario volver a lubricar con grasa. La grasa del reductor proporciona 2 años de funcionamiento sin problemas en condiciones normales. Sin embargo, debido a la variabilidad de las horas de trabajo, recomendamos cambiar la grasa cada 3 a 6 meses. En el reengrase, las propiedades del aceite del reductor y las del aceite que se va a añadir deben ser lo mismo. No se debe permitir la mezcla de diferentes grasas.
***** Al cambiar la grasa, asegúrese de que el reductor esté completamente lleno de grasa nueva.**

2.Lubricación por baño de aceite
Son adecuados todos los aceites lubricantes que cumplan los requisitos de la norma DIN 51 517 Parte 3. Dependiendo de la temperatura ambiente o de funcionamiento, debe seleccionarse la clase de viscosidad según la norma DIN 51 519.

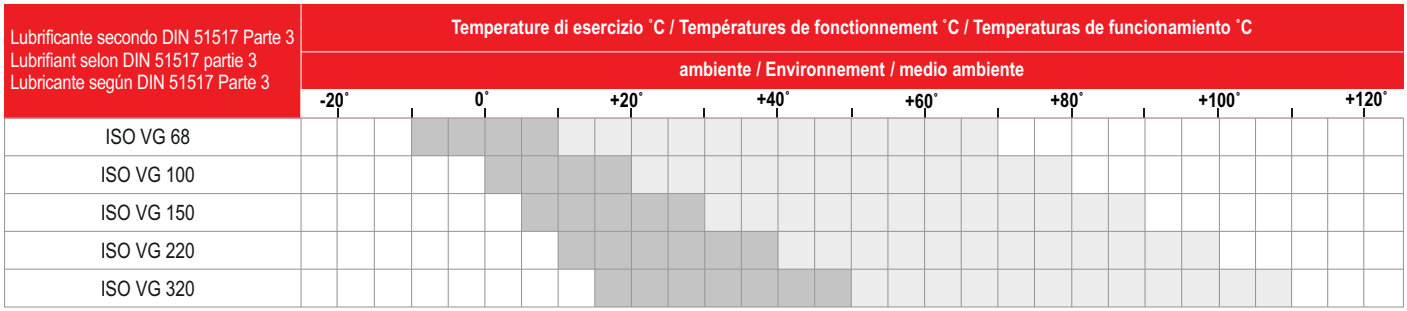

2.1 Oli consigliati / 2.1 Les huiles recommendées / 2.1 Aceites recomendados

Tipo di riduttore / Le type de, réducteur / Tipo de reductor	Tipo di olio / Le type d'huile / Tipo de aceite	Temperatura ambiente°C / Température d'environement / Temperatura ambiente	Classe di viscosità ISO / Classe de viscosité ISO / Clase de viscosidad ISO	SHELL	MOBİL	BP	ESSO	DEA	ARAL	CASTROL	TRIBOL	KLÜBER
Riduttori della serie cicloide Les réducteurs cycloïdaux Unidades de engranajes de la serie cicloide	Olio minerale Huile minerale Aceite mineral	- 5...40 Normal -15...25 # - 50...-15	ISO VG 220 ISO VG 100 ISO VG 15	Shell Omala Oel 220 Shell omala Oel 100 Shell Tellus Oel T 15	Mobilgear 600 XP 220 Mobilgear 600 XP 150 Mobil DTE 10 Excel 15	Energol GR-XP 220 Energol GR-XP 100 Bartran HV 15	Spartan EP 220 Spartan EP 100 Univis J 13	Deagear DX SAE 85W-90 Falcon CLP 220 Deagear DX SAE 80W Falcon CLP 150 Alrkraft Hydraulic Oil 15	Degol BG 220 Degol BG 100 Vitamol 1010	Alpha SP 220 Alpha MW 220 Alpha MAX 220 Alpha SP 100 Alpha MW 100 Alpha MAX 220 Hyspin AWS 15 Hyspin SP 15 Hyspin ZZ 15	Tribol 1100/220 Tribol 1100/100 Tribol 770	Klüberoil GEM 1-220 Klüberoil GEM 1-100 Isoflex MT 30 rot
	Olio sintetico Huile synthétique Aceite sintético	- 25...80	ISO VG 220	Shell Tivela Oel WB	Mobil Glygoyle 30	Enersyn SG-XP 220	ESSO Glycolube 220	Polydea PGLP 220	Degol GS 220	Alphasyn PG 220	Tribol 800/220	Klübersynth GH 6 - 220
	Olio sintetico biologico/ Huile biologique synthétique / Aceite sintético biológico	- 25...80	ISO VG 220					Plantogear 220 S	Bio-Degol S 220	Carelube GES 220	Tribol Bio Top1418/220	Klüber - Bio GM 2 - 220
	Oli alimentari Huiles alimentaires Aceites alimentarios	- 25...80	ISO VG 220	Cassida 220	Mobil SHC Cibus 220		GEAR OIL FM 220	Renolin 220	Degol FG 220	OPTIMOL optileb GE 220	Tribol Food Proof 1810/220	Klüberoil 4UH1 - 220

Tipo di riduttore Le type de, réducteur Tipo de reductor	Tipo di olio Le type d'huile Tipo de aceite	Temperatura ambiente°C Température d'environement Temperatura ambiente	Produttrice Fabricante Fabricante	Descrizione Description Descripción
Riduttori della serie cicloide / Les réducteurs cycloïdaux / Unidades de engranajes de la serie cicloide	Grasso Graisse Grasa	- 10...50	**SHELL**	Gadus S2 V100 2
		- 10...50	**MOBİL**	UNIREX N2

TR YAĞLAMA

2.2.Yağ Miktarları
Aşağıda belirtilen yağ miktarları yaklaşık değerlerdir. Redüktörün yağ seviyesi mutlaka yağ seviye göstergesinden takip edilmelidir. Ayrıca yağsız gönderilen redüktörlere etiket üzerinde yaklaşık olarak belirtilen miktar kadar yağ konulmalıdır.

EN LUBRICATION

2.2. Amount of Lubrication
The below oil amounts are approximate. The oil level of the reducer must be followed from the oil level indicator. In addition, gearboxes which is sent without oil should be filled with amount of oil which is indicated on label

DE SCHMIERUNG

2.2.Ölmenge
Die unten aufgeführten Ölmengen sind ungefähre Angaben. Der Ölstand des Getriebes muss immer von der Ölstandsanzeige verfolgt werden. Darüber hinaus sollten Getriebe, die ohne Öl geliefert wurden, mit ungefähr der angegebenen Ölmenge auf dem Etikett befüllt werden.

- Gres miktarı ~ (g) / Amount of grease ~ (g) / - Fettmenge ~ (g)

Tek Kademeli / Single Reduction / Einstufig						
Tip / Type / Typ	607	608	609	610	611	612
Redüktör kısmı / Reduction portion / Getriebeabschnitt	25	25	90	140	330	330
Çıkış mili rulman kısmı / Output shaft bearing portion / Lagerabschnitt der Abtriebswelle	35	35	100	100	120	120

Litre cinsinden yağ miktarı ~ / Quantity of oil in litres ~ / Ölmenge in Liter ~

Tek Kademeli / Single Reduction / Einstufig									
Tip Type Typ	H Ayak montajlı / Foot mounting / Fußbefestigung			V Flanş montajlı / Flange mounting / Flanschbefestigung			F Gövde montajlı / Case mounted / Gehäuse Flanschmontage		
	M1	M2	M4	M1	M2	M4	M1	M2	M4
	G	G	G	G	G	G	G	G	G
	G	G	G	G	G	G	G	G	G
	G	G	G	G	G	G	G	G	G
	G	G	G	G	G	G	G	G	G
	G	G	G	G	G	G	G	G	G
	G	G	G	G	G	G	G	G	G
613	0.7	G	G	0.7	G	1.1	0.25	G	0.5
614	0.7	G	G	0.7	G	1.1	0.25	G	0.5
615	0.7	G	G	0.7	G	1.1	0.25	G	0.5
616	1.4	G	G	1.4	G	1.0	0.9	G	0.7
617	1.9	G	G	1.9	G	1.9	1.5	G	1.5
618	2.5	G	G	2.5	G	2.0	1.3	G	1.0
619	4.0	G	G	4.0	G	2.7	2.0	G	1.5
620	5.5	G	G	5.5	G	5.7	3.0	G	3.0
621	8.5	G	G	8.5	G	7.5	4.0	G	3.7
622	10.0	G	G	10.0	G	10.0	5.0	G	5.0
623	15.0	G	G	15.0	G	12.0	7.5	G	6.0
624	16.0	G	G	16.0	G	15.0	8.0	G	7.5
625	21.0	G	G	21.0	G	42.0	11.0	G	22.0
626	29.0	G	G	29.0	G	51.0	14.0	G	26.0
627	56.0	G	G	56.0	G	60.0	30.0	G	33.0

IT LUBRIFICAZIONE

2.2.Quantità di olio
Le quantità di oli indicate di seguito sono approssimative. Il livello dell'olio del riduttore deve essere monitorato dall'indicatore di livello dell'olio. Inoltre, ai riduttori inviati senza olio deve essere aggiunta una quantità di olio pari a quella indicata sull'etichetta.

FR LUBRIFICATION

2.2 Quantités d'huile
Les quantités d'huile suivantes sont approximatives. Le niveau d'huile du réducteur doit être surveillé à partir de l'indicateur de niveau d'huile. De plus, environ la quantité d'huile indiquée sur l'étiquette doit être ajoutée aux boîtes de vitesses qui sont envoyées sans huile.

ES LUBRICACIÓN

2.2.Cantidades de aceite
Las cantidades de aceites indicadas a continuación son aproximadas. El nivel de aceite del reductor debe ser controlado por el indicador de nivel de aceite. Además, debe añadirse aproximadamente la cantidad de aceite especificada en la etiqueta a las unidades de engranaje enviadas sin aceite.

Quantità di grasso ~ (g) / Quantité de graisse ~ (g) /- Cantidad de grasa ~ (g)

Singolo stadio / 1.étage / Etapa única						
Tipo / Type / Tipo	607	608	609	610	611	612
Parte del riduttore / La partie de réducteur / Pieza del reductor	25	25	90	140	330	330
Parte del cuscinetto dell'albero di uscita / Pièce de roulement d'arbre de sortie / Pieza del rodamiento del eje de salida	35	35	100	100	120	120

-Quantità olio in litri ~ / Quantité d'huile en litres ~ / Cantidad de aceite en litros ~

Singolo stadio / 1.étage / Etapa única									
Tipo Type Tipo	H Fissaggio piede / Fixation à pattes / Fijación por patas			V Fissaggio flangia / Fixation à bride / Fijación por brida			F montato su custodia / boîtier monté / caja montada		
	M1	M2	M4	M1	M2	M4	M1	M2	M4
	G	G	G	G	G	G	G	G	G
	G	G	G	G	G	G	G	G	G
	G	G	G	G	G	G	G	G	G
	G	G	G	G	G	G	G	G	G
	G	G	G	G	G	G	G	G	G
	G	G	G	G	G	G	G	G	G
613	0.7	G	G	0.7	G	1.1	0.25	G	0.5
614	0.7	G	G	0.7	G	1.1	0.25	G	0.5
615	0.7	G	G	0.7	G	1.1	0.25	G	0.5
616	1.4	G	G	1.4	G	1.0	0.9	G	0.7
617	1.9	G	G	1.9	G	1.9	1.5	G	1.5
618	2.5	G	G	2.5	G	2.0	1.3	G	1.0
619	4.0	G	G	4.0	G	2.7	2.0	G	1.5
620	5.5	G	G	5.5	G	5.7	3.0	G	3.0
621	8.5	G	G	8.5	G	7.5	4.0	G	3.7
622	10.0	G	G	10.0	G	10.0	5.0	G	5.0
623	15.0	G	G	15.0	G	12.0	7.5	G	6.0
624	16.0	G	G	16.0	G	15.0	8.0	G	7.5
625	21.0	G	G	21.0	G	42.0	11.0	G	22.0
626	29.0	G	G	29.0	G	51.0	14.0	G	26.0
627	56.0	G	G	56.0	G	60.0	30.0	G	33.0

TR YAĞLAMA | EN LUBRICATION | DE SCHMIERUNG

- Gres miktarı ~ (g) / Amount of grease ~ (g) / - Fettmenge ~ (g)

İki Kademeli / Double Reduction / Zweistufig																		
Tip / Type / Typ	607-07	608-07	609-08	610-08	611-08	611-09	613-08	613-09	613-10	614-08	614-09	614-10	616-09	616-10	616-11	617-09	617-10	617-11
1. kademe, Redüktör kısmı / 1.Stage, Reducer part / 1. Stufe, Getriebeabschnitt	25					90	25	90	140	25	90	140	90	140	330	90	140	330
2. kademe, Redüktör kısmı / 2.Stage, Reducer part / 2. Stufe, Getriebeabschnitt	25		90	140	330		450						750			1000		
2 kademe, Çıkış mili rulman kısmı / 2.Stage, Output shaft bearing part 2 Stufen, Lagerabschnitt der Abtriebswelle	35	35	100	100	120		300									500		

İki Kademeli / Double Reduction / Zweistufig																	
Tip / Type / Typ	618-10	618-13	619-11	619-13	620-11	620-13	621-13	621-16	622-13	622-17	623-16	623-18	624-16	624-18	625-17	625-19	626-19
1. kademe, Redüktör kısmı / 1.Stage, Reducer part / 1. Stufe, Getriebeabschnitt	140	450	330	450	330	450		750	450	1000	750	1100	750	1100	1000	1500	1500
2. kademe, Redüktör kısmı / 2.Stage, Reducer part / 2. Stufe, Getriebeabschnitt	1100		1500		1500		2000		2500		4000		4500		6000		8000
2 kademe, Çıkış mili rulman kısmı / 2.Stage, Output shaft bearing part 2 Stufen, Lagerabschnitt der Abtriebswelle	600		700		700		800		900		1000		1100		1200		1300

- Litre cinsinden yağ miktarı ~ / Quantity of oil in litres ~ / Ölmenge (Liter) ~

İki Kademeli / Double Reduction / Zweistufig									
Tip Type Typ	H Ayak montajlı / Foot mounting / Fußbefestigung /			V Flanş montajlı / Flange mounting / Flanschbefestigung			F Gövde montajlı / Case mounted / Gehäuse Flanschmontage		
	M1	M2	M4	M1	M2	M4	M1	M2	M4
607 - 07	G	G	G	G	G	G	G	G	G
608 - 07	G	G	G	G	G	G	G	G	G
609 - 08	G	G	G	G	G	G	G	G	G
610 - 08	G	G	G	G	G	G	G	G	G
611 - 08	G	G	G	G	G	G	G	G	G
611 - 09	G	G	G	G	G	G	G	G	G
613 - 08	G	G	G	G	G	G	G	G	G
613 - 09	G	G	G	G	G	G	G	G	G
613 - 10	G	G	G	G	G	G	G	G	G
614 - 08	G	G	G	G	G	G	G	G	G
614 - 09	G	G	G	G	G	G	G	G	G
614 - 10	G	G	G	G	G	G	G	G	G
616 - 09	G	G	G	G	G	G	G	G	G
616 - 10	G	G	G	G	G	G	G	G	G
616 - 11	1.5	G	G	1.5	G	1.0	1.0	G	0.8
617 - 09	G	G	G	G	G	G	G	G	G
617 - 10	G	G	G	G	G	G	G	G	G
617 - 11	2.4	G	G	2.4	G	1.9	2.0	G	1.7
618 - 10	G	G	G	G	G	G	G	G	G
618 - 13	3.5	G	G	3.5	G	2.0	2.3	G	1.5
619 - 11	5.8	G	G	5.8	G	2.7	3.8	G	2.0
619 - 13	6.0	G	G	6.0	G	2.7	4.0	G	2.0
620 - 11	5.8	G	G	5.8	G	11.0	3.8	G	7.0
620 - 13	6.0	G	G	6.0	G	11.0	4.0	G	7.0
621 - 13	10.0	G	G	10.0	G	14.0	5.5	G	8.0
621 - 16	10.0	G	G	10.0	G	14.0	5.5	G	8.0
622 - 13	11.0	G	G	11.0	G	18.0	6.0	G	9.0
622 - 17	11.0	G	G	11.0	G	18.0	6.0	G	9.0
623 - 16	17.0	G	G	17.0	G	23.0	9.5	G	12.5
623 - 18	17.0	G	G	17.0	G	23.0	9.5	G	12.5
624 - 16	18.0	G	G	18.0	G	29.0	10.0	G	16.5
624 - 18	18.0	G	G	18.0	G	29.0	10.0	G	16.5
625 - 17	23.0	G	G	23.0	G	42.0	13.0	G	24.0
625 - 19	23.0	G	G	23.0	G	42.0	13.0	G	24.0
626 - 19	32.0	G	G	32.0	G	51.0	17.0	G	30.0
627 - 19	70.0	G	G	70.0	G	60.0	44.0	G	40.0

IT LUBRIFICAZIONE | FR LUBRIFICATION | ES LUBRICACIÓN

Quantità di grasso ~ (g) / Quantité de graisse ~ (g) /- Cantidad de grasa ~ (g)

A due stadi / 2.étage / Dos etapas																	
Tipo / Type / Tipo	**607-07**	**608-07**	**609-08**	**610-08**	**611-08**	**611-09**	**613-08**	**613-09**	**613-10**	**614-08**	**614-09**	**614-10**	**616-09**	**616-10**	**616-11**	**617-09**	**617-10**	**617-11**
1° stadio, parte del riduttore / 1.étage, la partie de réducteur / 1ª etapa, pieza del reductor	25					90	25	90	140	25	90	140	90	140	330	90	140	330
2° stadio, parte riduttore / 2.étage, la partie de réducteur / 2ª etapa, pieza del reductor	25		90	140	330		450						750			1000		
2 stadi, parte del cuscinetto dell'albero di uscita 2.étage, pièce de roulement d'arbre de sortie 2 etapas, pieza de rodamiento del eje de salida	35	35	100	100	120		300									500		

A due stadi / 2.étage / Dos etapas																
Tipo / Type / Tipo	**618-10**	**618-13**	**619-11**	**619-13**	**620-11**	**620-13**	**621-13**	**621-16**	**622-13**	**622-17**	**623-16**	**623-18**	**624-16**	**624-18**	**625-17**	**625-19**	**626-19**
1° stadio, parte del riduttore / 1.étage, la partie de réducteur / 1ª etapa, pieza del reductor	140	450	330	450	330	450		750	450	1000	750	1100	750	1100	1000	1500	1500
2° stadio, parte riduttore / 2.étage, la partie de réducteur / 2ª etapa, pieza del reductor	1100		1500		1500		2000		2500		4000		4500		6000		8000
2 stadi, parte del cuscinetto dell'albero di uscita 2.étage, pièce de roulement d'arbre de sortie 2 etapas, pieza de rodamiento del eje de salida	600		700		700		800		900		1000		1100		1200		1300

- Quantità olio in litri ~ / Quantité d'huile en litres ~ / Cantidad de aceite en litros ~

A due stadi / 2.étage / Dos etapas									
Tipo Type Tipo	**H** Fissaggio piede / Fixation à pattes / Fijación por patas			**V** Fissaggio flangia / Fixation à bride / Fijación por brida			**F** montato su custodia / boîtier monté / caja montada		
	M1	**M2**	**M4**	**M1**	**M2**	**M4**	**M1**	**M2**	**M4**
607 - 07	G	G	G	G	G	G	G	G	G
608 - 07	G	G	G	G	G	G	G	G	G
609 - 08	G	G	G	G	G	G	G	G	G
610 - 08	G	G	G	G	G	G	G	G	G
611 - 08	G	G	G	G	G	G	G	G	G
611 - 09	G	G	G	G	G	G	G	G	G
613 - 08	G	G	G	G	G	G	G	G	G
613 - 09	G	G	G	G	G	G	G	G	G
613 - 10	G	G	G	G	G	G	G	G	G
614 - 08	G	G	G	G	G	G	G	G	G
614 - 09	G	G	G	G	G	G	G	G	G
614 - 10	G	G	G	G	G	G	G	G	G
616 - 09	G	G	G	G	G	G	G	G	G
616 - 10	G	G	G	G	G	G	G	G	G
616 - 11	1.5	G	G	1.5	G	1.0	1.0	G	0.8
617 - 09	G	G	G	G	G	G	G	G	G
617 - 10	G	G	G	G	G	G	G	G	G
617 - 11	2.4	G	G	2.4	G	1.9	2.0	G	1.7
618 - 10	G	G	G	G	G	G	G	G	G
618 - 13	3.5	G	G	3.5	G	2.0	2.3	G	1.5
619 - 11	5.8	G	G	5.8	G	2.7	3.8	G	2.0
619 - 13	6.0	G	G	6.0	G	2.7	4.0	G	2.0
620 - 11	5.8	G	G	5.8	G	11.0	3.8	G	7.0
620 - 13	6.0	G	G	6.0	G	11.0	4.0	G	7.0
621 - 13	10.0	G	G	10.0	G	14.0	5.5	G	8.0
621 - 16	10.0	G	G	10.0	G	14.0	5.5	G	8.0
622 - 13	11.0	G	G	11.0	G	18.0	6.0	G	9.0
622 - 17	11.0	G	G	11.0	G	18.0	6.0	G	9.0
623 - 16	17.0	G	G	17.0	G	23.0	9.5	G	12.5
623 - 18	17.0	G	G	17.0	G	23.0	9.5	G	12.5
624 - 16	18.0	G	G	18.0	G	29.0	10.0	G	16.5
624 - 18	18.0	G	G	18.0	G	29.0	10.0	G	16.5
625 - 17	23.0	G	G	23.0	G	42.0	13.0	G	24.0
625 - 19	23.0	G	G	23.0	G	42.0	13.0	G	24.0
626 - 19	32.0	G	G	32.0	G	51.0	17.0	G	30.0
627 - 19	70.0	G	G	70.0	G	60.0	44.0	G	40.0

TR YAĞLAMA

Standart Yağlama Yöntemi

EN LUBRICATION

Standard Lubrication Method

DE SCHMIERUNG

Standardschmiermethode

Tek Kademeli / Single Reduction / Einstufig

Tip / Type / Typ	607	608	609	610	611	612	613	614	615	616	617	618	619	620	621	622	623	624	625	626	627
Yatay tip Horizontal type Horizontaler Typ	**Bakım gerektirmeyen gres yağlama** Grease lubrication without maintenance Wartungsfreie Fettschmierung						**Yağ banyolu yağlama** Lubrication with oil bath Ölung mit Ölbad														
Dikey tip Vertical type Vertikaler Typ	**Bakım gerektirmeyen gres yağlama** Grease lubrication without maintenance Wartungsfreie Fettschmierung						**Yağ banyolu yağlama** Lubrication with oil bath Ölung mit Ölbad			**Zorunlu (sirkülasyonlu) Yağlama** Forced (Circulating) lubrication Obligatorische (Zirkulations-) Ölung											**TP**

İki Kademeli / Double Reduction / Zweistufig

Tip / Type / Typ	607-07 608-07 609-08	610-08 611-08 611-09	613-08 613-09 613-10	614-08 614-09 614-10	616-09 616-10	617-08 617-10	618-10
Yatay tip Horizontal type Horizontaler Typ	**Bakım gerektirmeyen gres yağlama** Grease lubrication without maintenance Wartungsfreie Fettschmierung		**Gres Yağlama** Grease Lubrication Fettschmierung				
Dikey tip Vertical type Vertikaler Typ	**Bakım gerektirmeyen gres yağlama** Grease lubrication without maintenance Wartungsfreie Fettschmierung		**Gres Yağlama** Grease Lubrication Fettschmierung				

İki Kademeli / Double Reduction / Zweistufig

Tip / Type / Typ	616-11	617-11	618-13	619-11 619-13	620-11 620-13	621-13 621-16	622-13 622-17	623-16 623-18	624-16 624-18	625-17 625-19	626-19	627-19
Yatay tip Horizontal type Horizontaler Typ	**Yağ banyolu yağlama** Lubrication with oil bath Ölung mit Ölbad											
Tahvil oranı Reduction ratio Übersetzungs-verhältnis	~ 473	~ 841	~ 1015	~ 2065	~ 2537							**Zorunlu (sirkülasyon-lu)Yağlama/** Forced (Circulating) lubrication/ Obligatorische (Zirkulations-) Ölung **(TP)**
Dikey tip Vertical type Vertikaler Typ	**Zorunlu (sirkülasyonlu) Yağlama** / Forced (Circulating) lubrication / Obligatorische (Zirkulations-) Ölung											
Tahvil oranı Reduction ratio Übersetzungs-verhältnis	559 ~	1003 ~	1247 ~	2537 ~	3045 ~							
	Gres Yağlama / Grease Lubrication / Fettschmierung											

*** TP: Harici pompalı**

* yağ banyolu veya yağ sirkülasyonlu olarak verilebilen redüktörler talep edilmesi durumunda gres yağlamalı olarak verilebilmektedir.

***TP**: with external pump

* The products which may be given as oil bath or circulating lubrication may be given as grease lubrication upon request.

*** TP**: Mit externer Pumpe

* Getriebe mit Ölbad oder Ölzirkulation können nach Anfrage mit Fettschmierung angeboten werden.

IT LUBRIFICAZIONE

Metodo di lubrificazione standard

FR LUBRIFICATION

La méthode standart de lubrification

ES LUBRICACIÓN

Método de lubricación estándar

Singolo stadio / 1.étage / Etapa única																					
Tipo / Type / Tipo	607	608	609	610	611	612	613	614	615	616	617	618	619	620	621	622	623	624	625	626	627
Tipo orizzontale Le type horizontal Tipo horizontal	Lubrificazione a grasso senza manutenzione Lubrification à la graisse sans entretien Lubricación por grasa sin mantenimiento						Lubrificazione a bagno d'olio / Lubrification par bain d'huile / Lubricación por baño de aceite														
Tipo verticale Le type vertica Tipo vertical	Lubrificazione a grasso senza manutenzione Lubrification à la graisse sans entretien Lubricación por grasa sin mantenimiento						Lubrificazione a bagno d'olio / Lubrification par bain d'huile / Lubricación por baño de aceite			Lubrificazione obbligatoria (circolante) Lubrification obligatoire (avec circulation) Lubricación obligatoria (circulante)											**TP**

A due stadi / 2.étage / Dos etapas							
Tipo / Type / Tipo	607-07 608-07 609-08	610-08 611-08 611-09	613-08 613-09 613-10	614-08 614-09 614-10	616-09 616-10	617-08 617-10	618-10
Tipo orizzontale Le type horizontal Tipo horizontal	Lubrificazione a grasso senza manutenzione Lubrification à la graisse sans entretien Lubricación por grasa sin mantenimiento		Lubrificazione a grasso Lubrification avec de la graisse Lubricación con grasa				
Tipo verticale Le type vertica Tipo vertical	Lubrificazione a grasso senza manutenzione Lubrification à la graisse sans entretien Lubricación por grasa sin mantenimiento		Lubrificazione a grasso Lubrification avec de la graisse Lubricación con grasa				

A due stadi / 2.étage / Dos etapas												
Tipo / Type / Tipo	616-11	617-11	618-13	619-11 619-13	620-11 620-13	621-13 621-16	622-13 622-17	623-16 623-18	624-16 624-18	625-17 625-19	626-19	627-19
Tipo orizzontale Le type horizontal Tipo horizontal	Lubrificazione a bagno d'olio / Lubrification par bain d'huile / Lubricación por baño de aceite											
Rapporto di riduzione / Rapport de réduction / Relación de reducción	~ 473	~ 841	~ 1015	~ 2065	~ 2537							Lubrificazione obbligatoria (circolante) / Lubrification obligatoire (avec circulation) / Lubricación obligatoria (circulante) **(TP)**
Tipo verticale Le type vertica Tipo vertical	Lubrificazione obbligatoria (circolante) / Lubrification obligatoire (avec circulation) / Lubricación obligatoria (circulante)											
Rapporto di riduzione / Rapport de réduction / Relación de reducción	559 ~	1003 ~	1247 ~	2537 ~	3045 ~							
	Lubrificazione a grasso / Lubrification avec de la graisse / Lubricación con grasa											

*** TP**: con pompa esterna

* I riduttori che possono essere forniti con bagno d'olio o circolazione d'olio possono essere forniti con lubrificazione a grasso su richiesta.

*** TP:** Avec pompe externe

* Les réducteurs qui peuvent être fournis avec bain d'huile ou circulation d'huile peuvent être fournis avec lubrification à la graisse sur demande.

*** TP:** Con bomba externa

* Los reductores que pueden suministrarse con baño de aceite o con circulación de aceite pueden suministrarse con lubricación de grasa si se solicita.

TR YAĞLAMA - DİKEY TİP	EN LUBRICATION - VERTICAL TYPE	DE SCHMIERUNG - VERTIKALER TYP
IT LUBRIFICAZIONE - TIPO VERTICALE	FR LUBRIFICATION –TYPE VERTICAL	ES LUBRICACIÓN - TIPO VERTICAL

TEK KADEMELİ - FLANŞ MONTAJLI
SINGLE STAGE - FLANGE MOUNTED
EINSTUFIG - FLANSCHMONTIERT
MONOSTADIO - MONTAGGIO A FLANGIA
ÉTAGE UNIQUE - MONTÉ SUR BRIDE
ETAPA ÚNICA - MONTAJE CON BRIDA

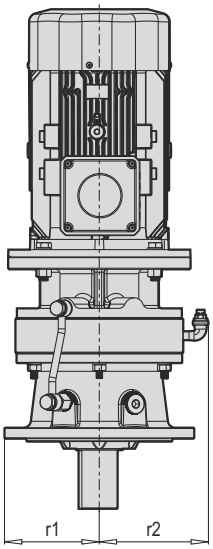

613 ... 615

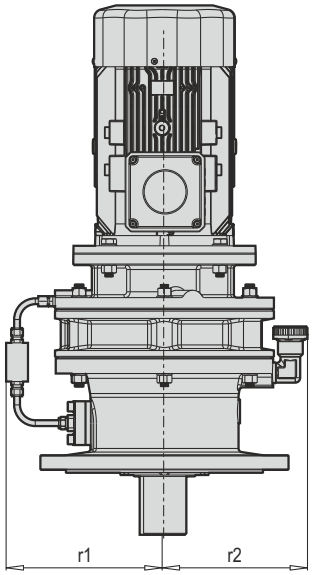

616 ... 626

Tip / Type / Typ / Tipo / Type / Tipo	r1	r2
613	157	214
614	157	214
615	157	214
616	222	205
617	227	230
618	242	245
619	270	275
620	346	292
621	353	311
622	357	331
623	364	349
624	375	376
625	431	404
626	465	436
627	615	618

* 627 gövde, motorsuz dikey montajlar için verilmiştir
* It is given for Case dimension of 627and without motor vertical mountings
* Gehäuse 627, für vertikale Montage ohne Motor vorgesehen
* alloggiamento 627, fornito per installazioni verticali senza motore
* Corp 627 prévu pour les montages verticaux sans moteur
* Carcasa 627, suministrada para instalaciones verticales sin motor

* Tüm r1 ve r2 ölçüleri motorsuz tasarımlar için de geçerlidir.
* All r1 and r2 dimensions are valid for without motor designs.
* Alle r1 und r2 Maße gelten auch für Ausführungen ohne Motoren.
* Tutte le dimensioni r1 e r2 sono valide anche per i progetti non motorizzati.
* Toutes les dimensions r1 et r2 sont également valables pour les réducteurs non motorisés.
* Todas las dimensiones r1 y r2 son también válidas para diseños no motorizados.

TR YAĞLAMA - DİKEY TİP | EN LUBRICATION - VERTICAL TYPE | DE SCHMIERUNG - VERTIKALER TYP

IT LUBRIFICAZIONE - TIPO VERTICALE | FR LUBRIFICATION –TYPE VERTICAL | ES LUBRICACIÓN - TIPO VERTICAL

İKİ KADEMELİ - FLANŞ MONTAJLI
DOUBLE STAGE - FLANGE MOUNTED
2-STUFIG - FLANSCHMONTIERT
A DUE STADI - MONTAGGIO A FLANGIA
DEUX ÉTAGES-MONTÉ SUR BRIDE
DOS ETAPAS - CON BRIDA

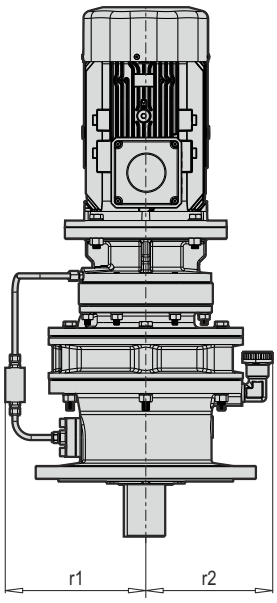

616-11 ... 627-19

- Zorunlu (sirkülasyonlu) yağlama
- Forced (Circulating) lubrication
- Obligatorische (Zirkulations-) Ölung
- Lubrificazione obbligatoria (circolante)
- Lubrification obligatoire (avec circulation)
- Lubricación obligatoria (circulante)

Tip / Type / Typ / Tipo / Type / Tipo	r1	r2
616-11	201	205
617-11	223	230
618-13	238	245
619-11 619-13	260	275
620-11 620-13	346	292
621-13 621-16	353	311
622-13 622-17	357	331
623-16 623-18	364	349
624-16 624-18	375	376
625-17 625-19	400	404
626-19	432	436
627-19	615	618

* Tüm r1 ve r2 ölçüleri motorsuz tasarımlar için de geçerlidir.
* All r1 and r2 dimensions are valid for without motor designs.
* Alle r1 und r2 Maße gelten auch für Ausführungen ohne Motoren.
* Tutte le dimensioni r1 e r2 sono valide anche per i progetti non motorizzati.
* Toutes les dimensions r1 et r2 sont également valables pour les réducteurs non motorisés.
* Todas las dimensiones r1 y r2 son también válidas para diseños no motorizados.

TR REDÜKTÖR ATALET MOMENTİ

Redüktör giriş mili atalet momenti (J_C)

EN REDUCER MOMENT OF INERTIA

Input shaft of reducer moment of ınertıa (J_C)

DE TRÄGHEITSMOMENT DES GETRIEBES

Trägheitsmoment der Getriebeantriebswelle (JC)

IT MOMENTO D'INERZIA DEL RIDUTTORE

Momento d'inerzia dell'albero d'ingresso del riduttore (JC)

FR MOMENT D'INERTIE DE RÉDUCTEUR

Moment d'inertie de l'arbre d'entrée de la boîte de vitesses (JC)

ES MOMENTO DE INERCIA DEL REDUCTOR

Momento de inercia del eje de entrada del reductor (JC)

J_C [10^{-4} kgm^2]

Tip / Type / Typ / Tipo / Type / Tipo	Tahvil Oranı / Reduction ratio / Übersetzung / Rapporto di riduzione / Rapport de réduction / Relación de reducción															
	6	8	11	13	15	17	21	25	29	35	43	51	59	71	87	119
607			0,13	0,10	0,10	0,12	0,09	0,09	0,11	0,11	0,12					
608	0,17	0,13	0,14	0,11	0,10	0,12	0,09	0,09	0,12	0,11	0,11	0,09	0,11			
609	1,00	0,68	0,65	0,56	0,55	0,59	0,35	0,32	0,39	0,31	0,31	0,18	0,24	0,18	0,24	0,18
610	0,83	0,50	0,40	0,29	0,26	0,30	0,20	0,17	0,22	0,21	0,21	0,14	0,19	0,13	0,19	0,13
611 612	3,50	2,20	1,90	1,40	1,30	1,60	1,00	0,94	1,30	1,20	1,20	0,80	1,10	0,77	1,10	
613	9,20	6,50	5,00	4,30	4,00	3,70	3,20	4,70	2,80	2,70	2,60	2,60	2,60	2,50	2,50	
614	10,50	7,20	5,30	4,30	4,00	3,60	3,20	3,00	2,80	2,70	2,60	2,60	2,60	2,50	2,50	
615	10,50	7,20	5,30	4,30	4,00	3,60	3,20	3,00	2,80	2,70	2,60	2,60	2,60	2,50	2,50	
616		43,00	37,50	36,25	35,25	33,50	33,00	32,50	31,50	31,25	31,00	31,00	31,00	30,75	30,75	
617			62,25	58,75	54,75	53,50	51,50	50,50	49,00	48,75	48,00	47,75	47,50	47,25	47,25	
618			82,00	76,50	70,50	68,50	66,25	63,50	61,75	61,25	60,50	59,50	59,00	58,75	58,50	
619			211,00	201,00	194,00	190,00	182,00	179,00	175,00	173,00	172,00	171,00	170,00	169,00	169,00	
620			237,00		216,00		204,00		196,00		190,00		187,50		186,00	
621			373,00		340,00		323,00		310,00		300,00		298,00		295,00	
622			483,00		437,00		410,00		388,00		375,00		370,00		368,00	
623			810,00		740,00		695,00		665,00		645,00		638,00		633,00	
624			1235,00		1125,00		1055,00		1010,00		983,00		970,00		963,00	
625			2230,00		2040,00		1920,00		1840,00		1795,00		1775,00		1765,00	
626			2925,00		2650,00		2490,00		2370,00		2295,00		2260,00		2245,00	
627											7475,00		7400,00			

2 kademeli redüktörlerin kütle atalet momenti:
Öncelikle redüktörlerin boyutu ve tahvil oranları belirlenmelidir

Double stage reducers mass moment of inertia:
First of all, the size and bond ratios of the reducers should be determined.

Massenträgheitsmoment 2-stufiger Getriebe:
Zuerst sind Getriebegröße und Übersetzungsverhältnis zu

Momento d'inerzia di massa dei riduttori a 2 stadi:
In primo luogo, è necessario determinare le dimensioni dei gruppi di ingranaggi e i loro rapporti di trasmissione.

Moment d'inertie des masses des réducteurs à 2 étages:
Tout d'abord, la taille et les rapports de liaison des réducteurs doivent être déterminés.

Momento de inercia de la masa de los engranajes de 2 etapas:
En primer lugar, hay que determinar el tamaño de las unidades de engranaje y sus relaciones de transmisión

$$J_{C1} + \frac{J_{C2}}{i^2_1}$$

J_{C1} = Tek kademe atalet momenti
J_{C2} = İki kademe atalet momenti
i1 = Tek kademe, tahvil oranı

J_{C1} = Momento d'inerzia del singolo stadio
J_{C2} = Momento d'inerzia a due stadi
i1 = stadio singolo, tasso obbligazionario

J_{C1} =Sıngle stage moment of inertia
J_{C2} =Double stage moment of inertia
i1 = Sıngle stage,ratio rate

J_{C1} = Moment d'inertie à un étage
J_{C2} = Moment d'inertie à deux étages
i1 = Une étape, ratio de liaison

J_{C1} = Einstufig, Trägheitsmoment
J_{C2} = Zweistufig, Trägheitsmoment
i1 = Einstufig, Übersetzungsverhältnis

J_{C1} = Momento de inercia de una etapa
J_{C2} = Momento de inercia de dos etapas
i1 = Etapa única, tipo de bono

TR MOTORLU REDÜKTÖR ATALET MOMENTİ

Motorlu redüktör giriş mili atalet momenti

EN MOTOR REDUCER MOMENT OF INERTIA

Input shaft of motor reducer moment of ınertıa

DE TRÄGHEITSMOMENT DER GETRIEBEMOTOREN

Trägheitsmoment der antriebswelle für getriebe mit motor

IT MOMENTO D'INERZIA DEL RIDUTTORE MOTORIZZATO

Momento d'inerzia dell'albero d'ingresso del riduttore del motore

FR MOMENT D'INERTIE DE RÉDUCTEUR AVEC MOTEUR

Moment d'inertie de l'arbre d'entrée du motoréducteur

ES MOMENTO DE INERCIA DEL REDUCTOR MOTORIZADO

Momento de inercia del eje de entrada del motorreductor

$$J = J_C + J_M$$

J_C [10^{-4} kgm^2]

Tip / Type / Typ / Tipo / Type / Tipo	Tahvil Oranı / Reduction ratio / Übersetzung / Rapporto di riduzione / Rapport de réduction / Relación de reducción															
	6	8	11	13	15	17	21	25	29	35	43	51	59	71	87	119
607			0,11	0,13	0,12	0,10	0,12	0,11	0,09	0,09	0,09					
608	0,19	0,16	0,11	0,13	0,13	0,10	0,12	0,12	0,09	0,09	0,09	0,11	0,09			
609	0,96	0,74	0,59	0,62	0,61	0,53	0,40	0,39	0,33	0,25	0,25	0,24	0,18	0,24	0,18	0,24
610	0,77	0,56	0,34	0,35	0,32	0,22	0,26	0,24	0,16	0,15	0,14	0,20	0,13	0,19	0,13	0,19
611 612	3,10	2,50	1,60	1,70	1,60	1,20	1,40	1,30	0,91	0,87	0,83	1,20	0,79	1,20	0,76	
613	8,60	5,90	4,30	3,70	3,30	3,00	2,50	2,40	2,20	2,10	2,00	1,90	1,90	1,90	1,90	
614 615	9,40	6,40	4,60	3,70	3,30	3,00	2,50	2,40	2,20	2,10	2,00	1,90	1,90	1,90	1,90	
616		17,80	12,50	11,00	9,90	8,40	7,70	7,20	6,40	6,10	5,90	5,80	5,80	5,50	5,50	
617			38,75	35,25	31,25	30,00	28,00	27,00	25,50	25,25	24,45	24,20	23,90	23,80	23,68	
618			57,50	52,00	46,25	44,00	42,00	39,00	37,50	37,00	36,00	35,00	34,50	34,50	34,25	
619			136,25	125,75	119,50	115,00	107,00	103,75	100,50	98,25	96,75	95,75	95,00	94,50	94,00	
620			161,50		141,25		129,25		120,50		115,00		112,75		111,50	
621			247,50		216,00		197,25		183,75		175,00		171,50		169,50	
622			305,00		257,50		231,75		210,00		197,00		191,50		188,25	
623			497,50		427,50		382,50		352,50		335,00		325,00		322,50	
624			902,50		792,50		722,50		680,00		650,00		637,50		632,50	
625			1470,00		1280,00		1160,00		1080,00		1035,00		1015,00		1003,00	
626			2150,00		1865,00		1700,00		1590,00		1508,00		1475,00		1455,00	
627									4900,00		4725,00		4650,00		4600,00	

J_M [10^{-4} kgm^2]

kW pol	0.12 4P	0.18 4P	0.25 4P	0.37 4P	0.55 4P	0.75 4P	1.1 4P	1.5 4P	2,2 4P	3 4P	4 4P
Standardmotor / Standart Motor / Standardmotor / Motore standard / Moteur standart / Motor estándar	3	5	5	6,5	9	12	19	21	33	71	85
Frenli / with brake / mit Bremse / Con freno / Avec frein / Con freno	3,5	5,5	5,5	7	10	13	21	24	37	82	96

kW pol	5.5 4P	7.5 4P	11 4P	15 4P (6P)	18.5 4P	22 4P (6P)	30 4P (6P)	37 4P (6P)	45 4P (6P)	55 4P (6P)
Standardmotor / Standart Motor / Standardmotor / Motore standard / Moteur standart / Motor estándar	114	268	375	898 (3175)	2250	2250 (3625)	2500 (4750)	3075 (6000)	3425 (10000)	6750 (11750)
Frenli / with brake / mit Bremse / Con freno / Avec frein / Con freno	125	303	410	1328						

TR ÇIKIŞ MİLİ YÜKÜ

EN LOAD OF OUTPUT SHAFT

DE LAST DER ABTRIEBSWELLE

IT CARICO DELL'ALBERO DI USCITA

FR CHARGE DE L'ARBRE DE SORTIE

ES CARGA DEL EJE DE SALIDA

Yük konumu için düzeltme faktörü fL
Correction factor for load place fL
Korrekturfaktor für die Lastposition fL
Fattore di correzione per la posizione del carico fL
Facteur de correction fL pour la position de la charge
Factor de corrección de la posición de carga fL

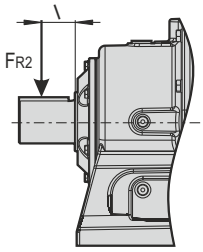

Tip / Type / Typ / Tipo / Type / Tipo	l [mm]																							
	5	10	15	20	25	30	35	40	45	50	60	70	80	90	100	120	140	160	180	200	225	250	275	300
607 607-07	0,85	0,90	1,20	1,60																				
608 608-07	0,85	0,95	1,00	1,30	1,60	1,90																		
609 609-08	0,90	0,90	1,00	1,15	1,40	1,60	1,90																	
610 610-08	0,90	0,90	1,00	1,15	1,40	1,60	1,90																	
611 611-08 611-09 612		0,85	0,90	0,95	1,00	1,10	1,25	1,45	1,60	1,80														
613 613-08 613-09 613-10			0,85	0,90	0,95	1,00	1,00	1,15	1,25	1,40	1,65	1,90												
614 614-08 614-09 614-10				0,70	0,75	0,80	0,90	0,95	1,00	1,10	1,30	1,50	1,70	1,90										
615				0,70	0,75	0,80	0,90	0,95	1,00	1,10	1,30	1,50	1,70	1,90										
616 616-09 616-10 616-11				0,85	0,90	0,90	0,95	1,00	1,00	1,15	1,35	1,55	1,75	2,00										
617 617-09 617-10 617-11				0,90	0,90	0,95	0,95	1,00	1,00	1,15	1,35	1,55	1,75	2,00										
618 618-10 618-13					0,85	0,90	0,90	0,95	0,95	1,00	1,10	1,30	1,45	1,60	1,80									
619 619-11 619-13						0,85	0,90	0,90	0,95	0,95	1,00	1,00	1,20	1,35	1,50	1,75								
620 620-11 620-13								0,70	0,75	0,80	0,85	0,90	1,00	1,05	1,15	1,30	1,40	1,50						
621 621-13 621-16								0,70	0,75	0,80	0,85	0,90	1,00	1,05	1,15	1,30	1,40	1,60						
622 622-13 622-17								0,90	0,90	0,90	0,90	1,00	1,00	1,00	1,10	1,15	1,20	1,25						
623 623-16 623-18								0,85	0,85	0,85	0,90	0,90	0,90	1,00	1,00	1,10	1,10	1,20	1,20	1,30				
624 624-16 624-18								0,85	0,85	0,90	0,90	0,90	0,90	1,00	1,00	1,10	1,15	1,20	1,25	1,30				
625 625-17 625-19										0,85	0,85	0,90	0,90	0,95	0,95	1,00	1,05	1,10	1,25	1,40	1,55	1,70		
626 626-19												0,85	0,85	0,90	0,90	0,95	1,00	1,05	1,20	1,30	1,45	1,60	1,80	1,90
627 627-19													0,70	0,75	0,75	0,85	0,90	1,00	1,10	1,25	1,35	1,50	1,65	1,80

TR ÇIKIŞ MİLİ YÜKÜ

Çıkış mili radyal yükü F_{R2}

EN LOAD OF OUTPUT SHAFT

Output Shaft Radial Load : F_{R2}

DE LAST DER ABTRIEBSWELLE

Radiallast der Abtriebswelle F_{R2}

IT CARICO DELL'ALBERO DI USCITA

Carico radiale dell'albero di uscita F_{R2}

FR CHARGE DE L'ARBRE DE SORTIE

Charge radiale de l'arbre de sortie F_{R2}

ES CARGA DEL EJE DE SALIDA

Carga radial del eje de salida F_{R2}

n2 [min-1]	Tip / Type / Typ / Tipo / Type / Tipo [N]								
	607 607-07	608 608-07	609 609-08	610 610-08	611 611-08 611-09	612	613 613-08 613-09 613-10	614 614-08 614-09 614-10	615
1	1200	1800	3300	5400	8600	9800	13200	14700	15700
2	1200	1800	3300	5400	8600	9800	13200	14700	15700
3	1200	1800	3300	5400	8600	9800	13200	14700	15700
4	1200	1800	3300	5400	8600	9800	13200	14700	15700
5	1200	1800	3300	5400	8600	9800	13200	14700	15700
6	1200	1800	3300	5400	8600	9800	13200	14700	15700
8	1200	1800	3300	5400	8600	9800	13200	14700	15700
10	1200	1800	3300	5400	8600	9800	13200	14700	15700
15	1200	1800	3300	5400	8600	9800	13200	14700	15700
20	1200	1800	3300	5400	8600	9800	13200	14700	15700
25	1200	1800	3300	5400	8600	9800	12600	14700	15700
30	1200	1800	3300	5400	8600	9800	11900	14700	15700
35	1200	1800	3300	5400	8600	9800	11300	14300	15700
40	1200	1800	3300	5400	8600	9400	10800	13700	15700
50	1200	1800	3300	5400	8600	8700	10000	12800	15000
60	1200	1800	3300	5400	8200	8200	9400	12200	14200
80	1200	1800	3300	5400	7400	7400	8600	11200	13000
100	1100	1800	3300	5400	6900	6900	8000	10400	12200
125	1000	1700	3200	5100	6400	6400	7400	9700	11400
150	1000	1600	3000	4800	6000	6000	7000	9200	10800
200	900	1500	2800	4400	5500	5500	6300	8500	9900
250	-	1400	2600	4100	5100	5100	5900	7900	9200
300	-	1300	2400	3800	4800	4800	5500	7500	8700

n2 [min-1]	Tip / Type / Typ / Tipo / Type / Tipo [N]											
	616 616-09 616-10 616-11	617 617-09 617-10 617-11	4618 618-10 618-13	619 619-11 619-13	620 620-11 620-13	621 621-13 621-16	622 622-13 622-17	623 623-16 623-18	624 624-16 624-18	625 625-17 625-19	626 626-19	627 627-19
1	19600	27500	37300	52000	69100	86100	145000	178000	208000	258000	275000	196000
2	19600	27500	37300	52000	69100	86100	145000	178000	208000	258000	275000	196000
3	19600	27500	37300	52000	69100	86100	137000	176000	196000	240000	275000	196000
4	19600	27500	37300	52000	69100	86100	130000	162000	180000	221000	269000	196000
5	19600	27500	37300	52000	69100	86100	122000	151000	168000	206000	251000	196000
6	19600	27500	37300	52000	69100	86100	115000	143000	160000	195000	238000	196000
8	19600	27500	37300	51000	69100	86100	106000	131000	146000	179000	219000	196000
10	19600	27500	37300	52000	69100	86100	99000	123000	137000	167000	205000	196000
15	19600	27500	37300	52000	65100	82900	87300	109000	122000	148000	180000	196000
20	19600	26100	35100	49000	59700	76100	80000	100000	111000	136000	166000	196000
25	19600	24300	32600	45600	55900	71200	74900	93200	104000	127000	155000	196000
30	19400	22800	30700	42900	52900	67500	71000	88200	98000	121000	147000	196000
35	18400	21700	29000	40700	50500	64300	67600	84300	93900	115000	140000	196000
40	17600	20700	27800	39000	48500	61800	65100	81000	90200	111000	135000	196000
50	16500	19200	25900	36200	45400	57800	60800	75800	84400	103000	126000	196000
60	15500	18100	24300	34100	43000	54800	57600	71700	79900	97600	120000	-
80	14000	16500	22100	30900	39500	50300	52800	65800	73300	89600	110000	-
100	13000	15300	20500	28700	36900	47000	49400	61600	68500	83800	102000	-
125	12100	14200	19000	26600	34400	43900	46200	57500	64100	78400	95700	-
150	11400	13300	17900	25100	32600	41600	43700	-	-	-	-	-
200	10300	12200	16300	22800	29900	38100	40200	-	-	-	-	-
250	9600	11300	-	-	-	-	-	-	-	-	-	-
300	9000	10600	-	-	-	-	-	-	-	-	-	-

TR ÇIKIŞ MİLİ YÜKÜ

İzin verilen radyal yük F_{R2} (f_Z, f_L, f_B = 1.0)
1. “GR1” - Güçlendirilmiş rulmanlı redüktör

EN LOAD OF OUTPUT SHAFT

Allowed radial load F_{R2} (f_Z, f_L, f_B = 1.0)
1.”GR1” Reducer with reinforced bearing

DE LAST DER ABTRIEBSWELLE

Zulässige Radialbelastung F_{R2} (f_Z, f_L, f_B = 1.0)
1. “GR1” - Getriebe mit verstärktem Lager

IT CARICO DELL'ALBERO DI USCITA

Carico radiale ammissibile F_{R2} (f_Z, f_L, f_B = 1.0)
1. "GR1" - Riduttore con cuscinetti rinforzati

FR CHARGE DE L'ARBRE DE SORTIE

Charge radiale admissible F_{R2} (f_Z, f_L, f_B = 1.0)
1. "GR1" - Réducteur de roulement renforcé

ES CARGA DEL EJE DE SALIDA

Carga radial admisible F_{R2} (f_Z, f_L, f_B = 1.0)
1. "GR1" - Reductor con rodamientos reforzados

n2 [min-1]	Tip / Type / Typ / Tipo / Type / Tipo [N]				
	413 413-08 413-09 413-10	416 416-09 416-10 416-11	417 417-09 417-10 417-11	418 418-10 418-13	419 419-11 419-13
1	13200	19600	27500	37300	52000
2	13200	19600	27500	37300	52000
3	13200	19600	27500	37300	52000
4	13200	19600	27500	37300	52000
5	13200	19600	27500	37300	52000
6	13200	19600	27500	37300	52000
8	13200	19600	27500	37300	52000
10	13200	19600	27500	37300	52000
15	13200	19600	27500	37300	52000
20	13200	19600	27500	37300	52000
25	13200	19600	27500	37300	52000
30	13200	19600	27500	37300	52000
35	13200	19600	27500	37300	52000
40	13200	19600	27500	37300	52000
50	13200	19600	27500	37300	52000
60	13200	19600	27500	37300	52000
80	13200	19600	27500	37300	46100
100	13200	19600	27500	37300	43100
125	12400	19600	25500	35300	40200
150	11700	18600	23500	33300	37300
200	10700	16700	-	-	-
250	10000	15700	-	-	-
300	9500	-	-	-	-

*414 ve 415 “GR1” boyutları için standarttır / * for sizes 414 and 415 “GR1” is standard / *Standard für 414 und 415 “GR1” Größen / *414 e 415 sono standard per le dimensioni “GR1”. / *Standard pour les tailles 414 et 415 “GR1” / *414 y 415 son estándar para los tamaños “GR1”

2. “GR2” - Güçlendirilmiş rulmanlı ve sfero dökme demir gövdeli redüktör

2. “GR2” - Riduttore con cuscinetti rinforzati e carcassa in ghisa duttile

2.“GR2” Reducer with reinforced bearing and sfero cast ıron case reducer

2. “GR2” - Réducteur avec palier renforcé et corps en fonte ductile

2. “GR2” - Getriebe mit verstärktem Lager und Gehäuse aus Sphäroguss

2. "GR2" - Reductor con rodamientos reforzados y carcasa de fundición

n2 [min-1]	Tip / Type / Typ / Tipo / Type / Tipo [N]												
	413 413-08 413-09 413-10	416 416-09 416-10 416-11	417 417-09 417-10 417-11	418 418-10 418-13	419 419-11 419-13	420 420-11 420-13	421 421-13 421-16	422 422-13 422-17	423 423-16 423-18	424 424-16 424-18	425 425-17 425-19	426 426-19	427 427-19
1	23500	32900	45000	54600	70400	95900	129000	158000	179000	219000	269000	277000	267000
2	23500	32900	45000	54600	70400	95900	129000	158000	179000	219000	269000	277000	267000
3	23500	32900	45000	54600	70400	95900	129000	158000	179000	219000	269000	277000	267000
4	23500	32900	45000	54600	70400	95900	129000	158000	179000	219000	269000	277000	267000
5	23500	32900	45000	54600	70400	95900	124000	153000	179000	205000	253000	277000	267000
6	23500	32900	45000	54600	70400	95900	117000	145000	179000	194000	239000	277000	267000
8	23500	32900	45000	54600	70400	95900	107000	132000	167000	177000	220000	265000	267000
10	23500	32900	45000	54600	70400	95900	100000	124000	156000	166000	206000	248000	267000
15	23300	32900	45000	54600	70400	87400	88700	110000	138000	147000	181000	220000	267000
20	21400	32900	45000	54600	70400	80200	81400	101000	126000	135000	167000	201000	267000
25	20000	32600	44400	54600	70400	75000	76100	94400	119000	126000	156000	187000	267000
30	18900	30900	42100	54600	67900	71000	72100	89300	112000	120000	148000	177000	267000
35	18000	29500	40100	52900	64800	67700	68700	85300	107000	114000	141000	171000	-
40	17500	28300	38500	50900	62300	65100	66100	81900	103000	110000	136000	163000	-
50	16200	26500	36100	47500	58200	60900	61800	76600	96200	103000	126000	153000	-
60	15300	25100	34100	45000	55200	57600	58400	72500	91100	97000	121000	145000	-
80	14100	23000	31300	41300	50600	52900	53700	66600	83600	89000	110000	132000	-
100	13200	21600	29300	38600	47400	49500	50300	62300	78200	83200	103000	124000	-
125	12400	20100	27400	36200	44200	46200	47000	58200	73000	77800	96400	116000	-
150	11700	19000	25900	34200	42000	43700	44500	55200	-	-	-	-	-
200	10700	17500	23800	31400	38500	40200	40800	50500	-	-	-	-	-
250	10000	16300	-	-	-	-	-	-	-	-	-	-	-
300	9500	-	-	-	-	-	-	-	-	-	-	-	-

TR ÇIKIŞ MİLİ YÜKÜ

Eksenel yük
İzin verilen eksenel yük F_{A2} (F_{R2} = 0)

Carico assiale
Carico assiale ammissibile F_{A2} (F_{R2} = 0)

EN LOAD OF OUTPUT SHAFT

Axial Load
Allowed axial load F_{A2} (F_{R2} = 0)

Charge axiale
Charge axiale admissible F_{A2} (F_{R2} = 0)

DE LAST DER ABTRIEBSWELLE

Axiallast
Zulässige Axiallast F_{A2} (F_{R2} = 0 F_{A2} (F_{R2} = 0)

Carga axial
Carga axial admisible F_{A2} (F_{R2} = 0)

IT CARICO DELL'ALBERO DI USCITA

Carico assiale
Carico assiale ammissibile F_{A2} (F_{R2} = 0)

FR CHARGE DE L'ARBRE DE SORTIE

Charge axiale
Charge axiale admissible F_{A2} (F_{R2} = 0)

ES CARGA DEL EJE DE SALIDA

Carga axial
Carga axial admisible F_{A2} (F_{R2} = 0)

n2 [min-1]	Tip / Type / Typ / Tipo / Type / Tipo [N]						
	607 607-07	608 608-07	609 609-08	610 610-08	611 611-08 611-09 612	613 613-08 613-09 613-10	614 614-08 614-09 614-10 615
10	300	800	1000	1500	2900	3900	5400
15	300	800	1000	1500	2900	3900	5400
20	300	800	1000	1500	2900	3900	5400
25	300	800	1000	1500	2900	3900	5400
30	300	800	1000	1500	2900	3900	5400
35	300	800	1000	1500	2900	3900	5400
40	300	800	1000	1500	2900	3900	5400
50	300	800	1000	1500	2900	3900	5400
60	300	800	1000	1500	2900	3900	5400
80	300	800	1000	1500	2900	3900	5200
100	300	800	1000	1500	2900	3900	4900
125	300	800	1000	1500	2900	3900	4600
150	300	800	1000	1500	2900	3900	4400
200	300	800	1000	1500	2800	3900	3800
250	-	800	1000	1500	2500	3900	3700
300	-	800	1000	1500	2400	3900	3500
400	-	700	1000	1300	2200	3900	3200
500	-	600	900	1200	-	3600	3100

n2 [min-1]	Tip / Type / Typ / Tipo / Type / Tipo [N]											
	616 616-09 616-10 616-11	617 617-09 617-10 617-11	618 618-10 618-13	619 619-11 619-13	620 620-11 620-12	621 621-13 621-16	622 622-13 622-17	623 623-16 623-18	624 624-16 624-18	625 625-17 625-19	626 626-19	627 627-19
10	6900	9800	13700	19600	26500	27500	29400	35300	37300	48000	52000	58800
15	6900	9800	13700	19600	23500	24500	25600	31400	33800	43000	52000	58800
20	6900	9800	13700	19600	21100	22100	23200	28400	30900	39400	51000	58800
25	6900	9800	13700	19600	19600	20600	21700	26500	28800	36900	47500	58800
30	6900	9800	13700	19600	18600	19600	20600	25000	27300	35100	44800	58800
35	6900	9800	13700	19600	18100	18600	19600	23500	26100	33500	42700	58800
40	6900	9800	13700	19600	17600	18100	18700	22500	25100	32300	41600	58800
50	6900	9800	13700	19600	16700	17200	17500	21100	23500	30400	38900	58800
60	6900	9800	13700	19600	15700	16200	16700	20100	22300	28500	37300	-
80	6900	9800	13700	19600	14200	14700	15300	18600	21000	26800	34800	-
100	6900	9800	13700	19600	13200	13700	14400	17600	19900	25500	32900	-
125	6900	9700	13100	18500	12700	13200	13600	16700	19100	24200	31100	-
150	6900	9000	12500	17500	12300	12700	13100	-	-	-	-	-
200	6300	8100	11000	15400	11300	11800	12100	-	-	-	-	-
250	5700	7300	-	-	-	-	-	-	-	-	-	-
300	5400	6900	-	-	-	-	-	-	-	-	-	-
400	5000	-	-	-	-	-	-	-	-	-	-	-
500	4600	-	-	-	-	-	-	-	-	-	-	-

TR GİRİŞ MİLİ YÜKÜ

EN THE LOAD OF OUTPUT SHAFT

DE LAST DER ANTRIEBSWELLE

IT CARICO DELL'ALBERO DI INGRESSO

FR CHARGE DE L'ARBRE D'ENTRÉE

ES CARGA DEL EJE DE ENTRADA

Yük konumu için düzeltme faktörü fL
Correction factor for load place fL
Korrekturfaktor für die Lastposition fL
Fattore di correzione per la posizione del carico fL
Facteur de correction fL pour la position de la charge
Factor de corrección de la posición de carga fL

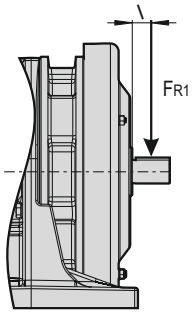

Tip / Type / Typ / Tipo / Type / Tipo		n_1 [min^{-1}] [N]																			
		5	10	15	20	25	30	35	40	45	50	60	70	80	90	100	120	140	160	180	200
607	607-07 608-07	0,75	0,95	1,20	1,60	2,00															
608	609-08 610-08 611-08 613-08 614-08	0,75	0,95	1,20	1,60	2,00															
609	611-09 613-09 614-09 616-09 617-09	0,90	1,00	1,20	1,60	2,00	2,40														
610	613-10 614-10 616-10 617-10 618-10	0,95	1,00	1,20	1,60	2,00	2,40														
611 612	616-11 617-11 619-11 620-11		0,85	0,95	1,15	1,45	1,70	2,00	2,25												
613	618-13 619-13 620-13 621-13 622-13		0,80	0,90	1,00	1,25	1,45	1,70	1,95	2,15											
614	-		0,80	0,90	1,00	1,25	1,45	1,70	1,95	2,15											
615	-		0,90	0,90	1,00	1,25	1,45	1,70	1,95	2,15											
616	621-16 623-16 624-16		0,95	0,95	1,00	1,05	1,20	1,30	1,45	1,55	1,65	1,85									
617	622-17 625-17			0,95	1,00	1,00	1,05	1,20	1,30	1,40	1,50	1,75	1,90	2,20							
618	623-18 624-18				0,95	1,00	1,00	1,05	1,15	1,25	1,35	1,60	1,75	2,00	2,20						
619	625-19 626-19 627-19				0,95	0,95	1,00	1,00	1,10	1,20	1,25	1,40	1,60	1,75	1,90	2,10					
620	-					0,95	0,95	1,00	1,00	1,05	1,10	1,25	1,35	1,45	1,60	1,70	1,90				
621	-					0,90	0,95	1,00	1,00	1,05	1,10	1,20	1,30	1,40	1,50	1,60	1,80				
622	-					0,90	1,00	1,00	1,00	1,00	1,05	1,10	1,15	1,25	1,35	1,40	1,60				
623	-					0,80	0,90	0,90	0,90	0,95	1,00	1,10	1,20	1,25	1,35	1,45	1,65				
624	-					0,95	0,95	0,95	1,00	1,00	1,00	1,10	1,15	1,20	1,30	1,45	1,60				
625	-							0,90	0,95	0,90	1,00	1,00	1,05	1,10	1,20	1,25	1,35	1,50	1,60	1,75	
626	-							0,95	0,95	0,95		1,00	1,05	1,10	1,20	1,25	1,35	1,50	1,60	1,75	
627	-									0,95	0,95	1,00	1,00	1,05	1,15	1,25	1,40	1,60	1,75	1,95	2,10

TR GİRİŞ MİLİ YÜKÜ

İzin verilen radyal yük F_{R1}

EN THE LOAD OF OUTPUT SHAFT

Allowed radial load F_{R1}

DE LAST DER ANTRIEBSWELLE

Zulässige Radiallast F_{R1}

IT CARICO DELL'ALBERO DI INGRESSO

Carico radiale ammissibile F_{R1}

FR CHARGE DE L'ARBRE D'ENTRÉE

Charge radiale admissible F_{R1}

ES CARGA DEL EJE DE ENTRADA

Carga radial admisible F_{R1}

Tip / Type / Typ / Tipo / Type / Tipo		n_1 [min^{-1}]					
		i	3000	1500	1000	750	500
607	607-07 608-07	11 - 17, 25 - 35 21, 43	98 78	98 29	98 49	98 49	98 49
608	609-08 610-08 611-08 613-08 614-08	6 - 17, 25 - 35, 51, 19 21, 43	196 49	147 49	196 49	196 147	196 196
609	611-09 613-09 614-09 616-09 617-09	6 - 17, 25 - 71, 119 21, 87	294 196	194 196	294 196	294 245	294 294
610	613-10 614-10 616-10 617-10 618-10	6 - 11, 17 - 119 13, 15	441	441 434	439 490	588 539	588
611 612	616-11 617-11 619-11 620-11	6 - 17 21 - 87	588 539	686 441	784 539	882	882
613	618-13 619-13 620-13 621-13 622-13	6 - 17, 21 25 - 87	1370 1270	1370 1270	1520 1370	1720 1570	1860 1760
614	-	11 - 17 21 - 87	1370 1270	1370 1270	1520 1370	1720 1570	1860 1760
615	-	6, 8 - 11, 17 25, 29 - 87	1370 1230 1080 539	1370 980 1130 588	1520 1180 1270 690	1720 1320 1370 686	1860 1470 1470 1080
616	621-16 623-16 624-16	8 - 25, 51, 59 29 - 43, 71, 87	1760 1080	1760 1180	2060 1370	2160 1570	2160 1570
617	622-17 625-17	11 - 87	2060	2060	2250	2450	2650
618	623-18 624-18	11 - 87	2550	2550	2940	2450	2650
619	625-19 626-19 627-19	11 - 25 29 - 87	3040 2650	3040 2550	3530 2940	3920 3330	3920 3630
620	-	11 - 87	5390	4900	5880	6230	6180
621	-	11 - 87	5740	5100	6130	6810	7250
622	-	11 - 87	6620	5780	6420	6960	7500
623	-	11 - 87	-	-	9510	8970	8730
624	-	11 - 87	-	-	10100	10600	11200
625	-	11 - 87	-	-	10800	12300	13100
626	-	11 - 87	-	-	10800	12300	13100
627	-	43, 59	-	-	14700	14700	14700



Motorlu Seçim Tabloları

Selection Tables of Gearedmotors

Auswahltabellen der Getriebemotoren

Tabelle di selezione dei motoriduttori

Tables de Gearedmotors de sélection

Tablas de selección de gearedmotors







PCD

TR TEKNİK AÇIKLAMALAR | EN TECHNICAL DESCRIPTIONS | DE TECHNISCHE BESCHREIBUNGEN

IT DESCRIZIONI TECNICHE | FR DESCRIPTIONS TECHNIQUES | ES DESCRIPCIONES TECNICAS

Motorlu redüktör performans tablolarının yapısı
Notify about performance tables for Geared motor.
Aufbau der Leistungstafeln für Getriebemotor
Notificare sulle tabelle di performance per i motoriduttori
Aviser sur les tableux de performance pour le motoréducteur
Notificar sobre la tabla de performance para los motoreductores.

0.12 kW → **Redüktör motor gücü**
Gear unit motor power
Getriebe Motorleistung
Potenza motore riduttore
Potencia del motor del reductor
Réducteur puissance du moteur

Ağırlık
Weight
Gewicht
Peso
Poids
Peso

P_1 [kW]		n_2 [Min^{-1}]	M_2 [Nm]	f_B	i_{ges}	F_{R2} [kN]	IE2 / IE3	~ kg						mm
								HC	HX	VC	VX	FC	FX	
0.12	616/10	1.2 1.4 1.5 1.6	788 699 641 602	2.3 2.5 2.8 3.0	731 649 595 559	19200 19200 19200 19200	63M6C / 63M6B	98	95	93	90	80	77	290-291
	616/09	1.2 1.4 1.5 1.6	788 699 641 602	2.3 2.5 2.8 3.0	731 649 595 559	19200 19200 19200 19200	63M6C / 63M6B	96	95	91	90	78	77	286-287

Motor gücü
Rated motor power
Motornennleistung
Potenza nominale del motore
Puissance nominale du moteur
Potencia nominal del motor

Gövde Büyüklüğü
Case Width
Gehäusegröße
Larghezza di cassa
Largeur de Caisse
Anchura de cajas

Çıkış devri
Output speed
Abtriebsdrehzahl
Vitesse de sortie
Velocità di uscita
Velocidad de salida

Çıkış momenti
Output torque
Abtriebsdrehmoment
Coppia di uscita
Par de salida
Couple de sortie

Servis faktörü
Service factor
Servicefaktor
Factor de servicio
Fattore di servizio
Facteur de service

Tahvil oranı
Reduction ratio
Verkleinerungsfaktor
Rapporto di riduzione
Rapport de réduction
Relación de reducción

Mil Çıkışlı
Solid shaft
Vollwelle
Albero pieno
Arbre en
Eje macizo

Müsaade edilebilir radyal yükler
Permissible radial force
Zulässige Radialkraft
Force radiale admissible
Fuerza radial admisible
Forza radiale ammessa

Motor tipi
Motor type
Motortyp
Tipo di motore
Type de moteur
Tipo de motor

Ayak montajlı
Foot mounting
Fußbefestigung
Fissaggio piede
Fixation à pattes
Fijación por patas

Flanş montajlı
Flange mounting
Flanschbefestigung
Fissaggio flangia
Fixation à bride
Fijación por brida

Gövdeden montajlı
Case mounted
Gehäuse Flanschmontage
Montato su custodia
Boîtier monté
Caja montada

Ölçü sayfaları
Drawing page
Zeichnungsseite
Pagina di disegno
Page de dessin
Pagina de diseño

P_1 [kW]		n_2 [Min^{-1}]	M_2 [Nm]	f_B	i_{ges}	F_{R2} [kN]	IE2 / IE3	Kg ~ HC	HX	VC	VX	FC	FX	mm
0.12	616/10	1.2 1.4 1.5 1.6	788 699 641 602	2.3 2.5 2.8 3.0	731 649 595 559	19200 19200 19200 19200	63M6C / 63M6B	98	95	93	90	80	77	290-291
	616/09	1.2 1.4 1.5 1.6	788 699 641 602	2.3 2.5 2.8 3.0	731 649 595 559	19200 19200 19200 19200	63M6C / 63M6B	96	95	91	90	78	77	286-287
	614/10	1.2 1.4 1.5 1.6 1.7 1.9 2.1 2.4 2.5 2.8	788 699 641 602 566 510 458 406 385 344	1.3 1.4 1.6 1.7 1.8 2.0 2.2 2.5 2.6 2.9	731 649 595 559 525 473 425 377 357 319	14400 14400 14400 14400 14400 14400 14400 14400 14400 14400	63M6C / 63M6B	56	54	56	53	49	47	282-283
		1.9 2.2 2.4 2.5 2.7	506 450 412 387 364	2.0 2.2 2.5 2.6 2.8	731 649 595 559 525	14400 14400 14400 14400 14400	63M4A	56	54	56	53	49	47	282-283
	614/09	1.2 1.4 1.5 1.6 1.7 1.9 2.1 2.4 2.5 2.8	788 699 641 602 566 510 458 406 385 344	1.3 1.4 1.6 1.7 1.8 2.0 2.2 2.5 2.6 2.9	731 649 595 559 525 473 425 377 357 319	14400 14400 14400 14400 14400 14400 14400 14400 14400 14400	63M6C / 63M6B	55	54	55	53	48	47	278-279
		1.9 2.2 2.4 2.5 2.7	506 450 412 387 364	2.0 2.2 2.5 2.6 2.8	731 649 595 559 525	14400 14400 14400 14400 14400	63M4A	55	54	55	53	48	47	278-279
	614/08	1.2 1.4 1.5 1.6 1.7 1.9 2.1 2.4 2.5 2.8	788 699 641 602 566 510 458 406 385 344	1.3 1.4 1.6 1.7 1.8 2.0 2.2 2.5 2.6 2.9	731 649 595 559 525 473 425 377 357 319	14400 14400 14400 14400 14400 14400 14400 14400 14400 14400	63M6C / 63M6B	50	50	49	49	43	43	274-275
		1.9 2.2 2.4 2.5 2.7	506 450 412 387 364	2.0 2.2 2.5 2.6 2.8	731 649 595 559 525	14400 14400 14400 14400 14400	63M4A	50	50	49	49	43	43	274-275
	613/10	1.2 1.4 1.5 1.6 1.7 1.9 2.1 2.4 2.5 2.8 3.3	788 699 641 602 566 510 458 406 385 344 294	1.0 1.1 1.2 1.2 1.3 1.5 1.6 1.8 1.9 2.2 2.5	731 649 595 559 525 473 425 377 357 319 273	12900 12900 12900 12900 12900 12900 12900 12900 12900 12900 12900	63M6C / 63M6B	56	54	56	53	49	47	270-271

P_1 [kW]		n_2 [Min^{-1}]	M_2 [Nm]	f_B	i_{ges}	F_{R2} [kN]	IE2 / IE3	Kg ~ HC	HX	VC	VX	FC	FX	mm
0.12	613/10	1.9	506	1.5	731	12900	63M4A	56	54	56	53	49	47	270-271
		2.2	450	1.7	649	12900								
		2.4	412	1.8	595	12900								
		2.5	387	1.9	559	12900								
		2.7	364	2.1	525	12900								
		3.0	328	2.3	473	12900								
		3.3	294	2.5	425	12900								
		3.7	261	2.9	377	12900								
		3.8	253	3.0	731	12900	63M2K	56	54	56	53	49	47	270-271
	613/09	1.2	788	1.0	731	12900	63M6C / 63M6B	55	54	55	53	48	47	266-267
		1.4	699	1.1	649	12900								
		1.5	641	1.2	595	12900								
		1.6	602	1.2	559	12900								
		1.7	566	1.3	525	12900								
		1.9	510	1.5	473	12900								
		2.1	458	1.6	425	12900								
		2.4	406	1.8	377	12900								
		2.5	385	1.9	357	12900								
		2.8	344	2.2	319	12900								
		3.3	294	2.5	273	12900								
		1.9	506	1.5	731	12900	63M4A	55	54	55	53	48	47	266-267
		2.2	450	1.7	649	12900								
		2.4	412	1.8	595	12900								
		2.5	387	1.9	559	12900								
		2.7	364	2.1	525	12900								
		3.0	328	2.3	473	12900								
		3.3	294	2.5	425	12900								
		3.7	261	2.9	377	12900								
		3.8	253	3.0	731	12900	63M2K	55	54	55	53	48	47	266-267
	613/08	1.2	788	1.0	731	12900	63M6C / 63M6B	51	50	50	49	44	43	262-263
		1.4	699	1.1	649	12900								
		1.5	641	1.2	595	12900								
		1.6	602	1.2	559	12900								
		1.7	566	1.3	525	12900								
		1.9	510	1.5	473	12900								
		2.1	458	1.6	425	12900								
		2.4	406	1.8	377	12900								
		2.5	385	1.9	357	12900								
		2.8	344	2.2	319	12900								
		3.3	294	2.5	273	12900								
		1.9	506	1.5	731	12900	63M4A	51	50	50	49	44	43	262-263
		2.2	450	1.7	649	12900								
		2.4	412	1.8	595	12900								
		2.5	387	1.9	559	12900								
		2.7	364	2.1	525	12900								
		3.0	328	2.3	473	12900								
		3.3	294	2.5	425	12900								
		3.7	261	2.9	377	12900								
		3.8	253	3.0	731	12900	63M2K	51	50	50	49	44	43	262-263
	611/09	1.6	602	0.8	559	8460	63M6C / 63M6B	40	38	39	37	36	34	258-259
		1.7	566	0.9	525	8460								
		1.9	510	1.0	473	8460								
		2.1	458	1.1	425	8460								
		2.4	406	1.2	377	8460								
		2.5	385	1.3	357	8460								
		2.8	344	1.5	319	8460								
		3.3	294	1.7	273	8460								
		3.9	249	2.0	231	8460								
		4.6	210	2.4	195	8460								
		5.5	178	2.8	165	8460								
		1.9	506	1.0	731	8460	63M4A	40	38	39	37	36	34	258-259
		2.2	450	1.1	649	8460								
		2.4	412	1.2	595	8460								
		2.5	387	1.3	559	8460								
		2.7	364	1.4	525	8460								
		3.0	328	1.5	473	8460								
		3.3	294	1.7	425	8460								
		3.7	261	1.9	377	8460								
		3.9	247	2.0	357	8460								
		4.4	221	2.3	319	8460								
		5.1	189	2.6	273	8460								

P_1 [kW]		n_2 [Min^{-1}]	M_2 [Nm]	f_B	i_{ges}	F_{R2} [kN]	IE2 / IE3	Kg ~ HC	HX	VC	VX	FC	FX	mm
0.12	611/09	3.8 4.3 4.7 5.0 5.3 14.4	253 225 206 194 182 68	2.0 2.2 2.4 2.6 2.7 1.6	731 649 595 559 525 195	8460 8460 8460 8460 8460 8460	63M2K	40	38	39	37	36	34	258-259
	611/08	1.6 1.7 1.9 2.1 2.4 2.5 2.8 3.3 3.9 4.6 5.5 6.3 7.4 8.7	602 566 510 458 406 385 344 294 249 210 178 154 130 112	0.8 0.9 1.0 1.1 1.2 1.3 1.5 1.7 2.0 2.4 2.8 2.8 2.8 2.8	559 525 473 425 377 357 319 273 231 195 165 143 121 104	8460 8460 8460 8460 8460 8460 8460 8460 8460 8460 8460 8460 8460 8460	63M6C / 63M6B	34	34	33	33	30	30	254-255
		1.9 2.2 2.4 2.5 2.7 3.0 3.3 3.7 3.9 4.4 5.1	506 450 412 387 364 328 294 261 247 221 189	1.0 1.1 1.2 1.3 1.4 1.5 1.7 1.9 2.0 2.3 2.6	731 649 595 559 525 473 425 377 357 319 273	8460 8460 8460 8460 8460 8460 8460 8460 8460 8460 8460	63M4A	34	34	33	33	30	30	254-255
		3.8 4.3 4.7 5.0 5.3 14.4	253 225 206 194 182 68	2.0 2.2 2.4 2.6 2.7 1.6	731 649 595 559 525 195	8460 8460 8460 8460 8460 8460	63M2K	34	34	33	33	30	30	254-255
	610/08	3.3 3.9 4.6 5.5 6.3 7.4 8.7	294 249 210 178 154 130 112	0.8 1.0 1.2 1.4 1.3 1.5 1.8	273 231 195 165 143 121 104	5290 5290 5290 5290 5290 5290 5290	63M6C / 63M6B	24	23	22	21	21	20	250-251
		3.3 3.7 3.9 4.4 5.1 6.1 7.2 8.5 9.8 11.6 13.5	294 261 247 221 189 160 135 114 99 84 72	0.8 1.0 1.0 1.1 1.3 1.6 1.9 2.2 2.0 2.4 2.8	425 377 357 319 273 231 195 165 143 121 104	5290 5290 5290 5290 5290 5290 5290 5290 5290 5290 5290	63M4A	24	23	22	21	21	20	250-251
		3.8 4.3 4.7 5.0 5.3 5.9 6.6 7.4 7.8 8.8 10.3	253 225 206 194 182 164 147 131 124 111 95	1.0 1.1 1.2 1.3 1.4 1.5 1.7 1.9 2.0 2.3 2.6	731 649 595 559 525 473 425 377 357 319 273	5290 5290 5290 5290 5290 5290 5290 5290 5290 5290 5290	63M2K	24	23	22	21	21	20	250-251
	610	7.6 10.3	139 102	1.6 2.7	119 87	5290 5290	63M6C / 63M6B	23	21	21	19	20	18	176-177
		11.8	90	2.1	119	5290	63M4A	23	21	21	19	20	18	176-177
		23.5	45	2.1	119	5290	63M2K	23	21	21	19	20	18	176-177

P_1 [kW]		n_2 [Min^{-1}]	M_2 [Nm]	f_B	i_{ges}	F_{R2} [kN]	IE2 / IE3	Kg ~ HC	HX	VC	VX	FC	FX	mm
0.12		7.4	130	0.8	121	3270	63M6C / 63M6B	22	20	20	18	19	17	246-247
		8.7	112	1.0	104	3270								
		7.2	135	0.9	195	3270	63M4A	22	20	20	18	19	17	246-247
		8.5	114	1.1	165	3270								
		9.8	99	1.1	143	3270								
		11.6	84	1.2	121	3270								
		13.5	72	1.4	104	3270								
	609/08	6.6	147	0.8	425	3270	63M2K	22	20	20	18	19	17	246-247
		7.4	131	0.9	377	3270								
		7.8	124	1.0	357	3270								
		8.8	111	1.1	319	3270								
		10.3	95	1.2	273	3270								
		12.1	80	1.3	231	3270								
		14.4	68	1.6	195	3270								
		17.0	57	1.7	165	3270								
		19.6	50	1.8	143	3270								
		23.1	42	2.0	121	3270								
		26.9	36	2.3	104	3270								
	609	10.3	102	1.4	87	3280	63M6C / 63M6B	22	19	20	17	19	16	172-173
		12.7	83	1.7	71	3280								
		15.3	69	2.0	59	3280								
		17.6	60	2.3	51	3280								
		20.9	50	2.8	43	3280								
		11.8	90	0.8	119	3280	63M4A	22	19	20	17	19	16	172-173
		16.1	66	2.0	87	3280								
		19.7	53	2.1	71	3280								
		23.7	44	2.7	59	3280								
		23.5	45	0.8	119	3280	63M2K	22	19	20	17	19	16	172-173
		32.2	33	2.0	87	3280								
		39.4	27	2.1	71	3280								
		47.5	22	2.7	59	3280								
	608/07	17.0	57	0.8	165	1740	63M2K	13	17	15	19	14	17	242-243
		19.6	50	0.8	143	1740								
		23.1	42	0.9	121	1740								
	608	20.9	50	1.1	43	1740	63M6C / 63M6B	11	11	13	13	12	11	168-169
		25.7	41	1.3	35	1740								
		31.0	34	1.6	29	1740								
		36.0	29	1.6	25	1740								
		42.9	25	2.2	21	1740								
		52.9	20	2.8	17	1740								
		23.7	44	1.0	59	1740	63M4A	11	11	13	13	12	11	168-169
		27.5	38	1.0	51	1740								
		32.6	32	1.7	43	1740								
		40.0	26	2.1	35	1740								
		48.3	22	2.1	29	1740								
		56.0	19	2.1	25	1740								
		47.5	22	1.0	59	1740	63M2K	11	11	13	13	12	11	168-169
		54.9	19	1.0	51	1740								
		65.1	16	1.7	43	1740								
		80.0	13	2.1	35	1740								
		96.6	11	2.1	29	1740								
		112.0	9	2.1	25	1720								
	607	31.0	34	0.8	29	1160	63M6C / 63M6B	11	11	12	12	12	11	164-165
		36.0	29	0.9	25	1160								
		42.9	25	1.2	21	1160								
		52.9	20	1.4	17	1160								
		60.0	18	1.6	15	1160								
		69.2	15	1.6	13	1160								
		81.8	13	1.6	11	1110								
		32.6	32	0.8	43	1160	63M4A	11	11	12	12	12	11	164-165
		40.0	26	1.0	35	1160								
		48.3	22	1.2	29	1160								
		56.0	19	1.3	25	1160								
		66.7	16	1.8	21	1160								
		82.4	13	2.1	17	1120								
		93.3	11	2.1	15	1080								
		107.7	10	2.1	13	1030								
		127.3	8	2.1	11	970								

P_1 [kW]		n_2 [Min^{-1}]	M_2 [Nm]	f_B	i_{ges}	F_{R2} [kN]	IE2 / IE3	Kg ~ HC	HX	VC	VX	FC	FX	mm
0.12	607	65.1 80.0 96.6 112.0 133.3 164.7 186.7 215.4 254.5	16 13 11 9 8 6 6 5 4	0.8 1.0 1.2 1.3 1.8 2.1 2.1 2.1 2.1	43 35 29 25 21 17 15 13 11	1160 1130 1060 1010 960 890 860 820 770	63M2K	11	11	12	12	12	11	164-165
0.18	617/11	1.2 1.4 1.5 1.6	1182 1049 962 904	2.3 2.6 2.8 3.0	731 649 595 559	27000 27000 27000 27000	71M6B / 71M6A	146	138	146	138	117	109	306-307
	617/10	1.2 1.4 1.5 1.6	1182 1049 962 904	2.3 2.6 2.8 3.0	731 649 595 559	27000 27000 27000 27000	71M6B / 71M6A	135	131	135	131	106	102	302-303
	617/09	1.2 1.4 1.5 1.6	1182 1049 962 904	2.3 2.6 2.8 3.0	731 649 595 559	27000 27000 27000 27000	71M6B / 71M6A	133	131	133	131	104	102	298-299
	616/11	1.2 1.4 1.5 1.6 1.7 1.9 2.1 2.4	1182 1049 962 904 849 765 687 609	1.5 1.7 1.9 2.0 2.1 2.3 2.6 2.9	731 649 595 559 525 473 425 377	19200 19200 19200 19200 19200 19200 19200 19200	71M6B / 71M6A	111	104	106	99	93	86	294-295
	616/10	1.2 1.4 1.5 1.6 1.7 1.9 2.1 2.4	1182 1049 962 904 849 765 687 609	1.5 1.7 1.9 2.0 2.1 2.3 2.6 2.9	731 649 595 559 525 473 425 377	19200 19200 19200 19200 19200 19200 19200 19200	71M6B / 71M6A	101	98	96	93	83	80	290-291
		1.9 2.2 2.4	760 674 618	2.3 2.6 2.9	731 649 595	19200 19200 19200	63M4B	98	95	93	90	80	77	290-291
	616/09	1.2 1.4 1.5 1.6 1.7 1.9 2.1 2.4	1182 1049 962 904 849 765 687 609	1.5 1.7 1.9 2.0 2.1 2.3 2.6 2.9	731 649 595 559 525 473 425 377	19200 19200 19200 19200 19200 19200 19200 19200	71M6B / 71M6A	99	98	94	93	81	80	286-287
		1.9 2.2 2.4	760 674 618	2.3 2.6 2.9	731 649 595	19200 19200 19200	63M4B	96	95	91	90	78	77	286-287
	614/10	1.2 1.4 1.5 1.6 1.7 1.9 2.1 2.4 2.5 2.8 3.3 3.9	1182 1049 962 904 849 765 687 609 577 516 441 373	0.9 1.0 1.1 1.1 1.2 1.3 1.5 1.7 1.8 2.0 2.3 2.7	731 649 595 559 525 473 425 377 357 319 273 231	14400 14400 14400 14400 14400 14400 14400 14400 14400 14400 14400 14400	71M6B / 71M6A	59	57	59	56	52	50	282-283

P_1 [kW]		n_2 [Min^{-1}]	M_2 [Nm]	f_B	i_{ges}	F_{R2} [kN]	IE2 / IE3	~ Kg						mm
								HC	HX	VC	VX	FC	FX	
0.18	614/10	1.9 2.2 2.4 2.5 2.7 3.0 3.3 3.7 3.9	760 674 618 581 546 492 442 392 371	1.3 1.5 1.6 1.7 1.9 2.1 2.3 2.6 2.7	731 649 595 559 525 473 425 377 357	14400 14400 14400 14400 14400 14400 14400 14400 14400	63M4B	56	54	56	53	49	47	282-283
		3.8 4.3	380 337	2.7 3.0	731 649	14400 14400	63M2A	56	54	56	53	49	47	282-283
	614/09	1.2 1.4 1.5 1.6 1.7 1.9 2.1 2.4 2.5 2.8 3.3 3.9	1182 1049 962 904 849 765 687 609 577 516 441 373	0.9 1.0 1.1 1.1 1.2 1.3 1.5 1.7 1.8 2.0 2.3 2.7	731 649 595 559 525 473 425 377 357 319 273 231	14400 14400 14400 14400 14400 14400 14400 14400 14400 14400 14400 14400	71M6B / 71M6A	58	57	58	56	51	50	278-279
		1.9 2.2 2.4 2.5 2.7 3.0 3.3 3.7 3.9	760 674 618 581 546 492 442 392 371	1.3 1.5 1.6 1.7 1.9 2.1 2.3 2.6 2.7	731 649 595 559 525 473 425 377 357	14400 14400 14400 14400 14400 14400 14400 14400 14400	63M4B	55	54	55	53	48	47	278-279
		3.8 4.3	380 337	2.7 3.0	731 649	14400 14400	63M2A	55	54	55	53	48	47	278-279
	614/08	1.2 1.4 1.5 1.6 1.7 1.9 2.1 2.4 2.5 2.8 3.3 3.9 4.6 5.5 6.3 7.4 8.7	1182 1049 962 904 849 765 687 609 577 516 441 373 315 267 231 196 168	0.9 1.0 1.1 1.1 1.2 1.3 1.5 1.7 1.8 2.0 2.1 2.1 2.1 2.1 2.1 2.1 2.1	731 649 595 559 525 473 425 377 357 319 273 231 195 165 143 121 104	14400 14400 14400 14400 14400 14400 14400 14400 14400 14400 14400 14400 14400 14400 14400 14400 14400	71M6B / 71M6A	53	53	52	52	46	46	274-275
		1.9 2.2 2.4 2.5 2.7 3.0 3.3 3.7 3.9 4.4 5.1 6.1 7.2 8.5 9.8 11.6 13.5	760 674 618 581 546 492 442 392 371 332 284 240 203 171 149 126 108	1.3 1.5 1.6 1.7 1.9 2.1 2.2 2.2 2.2 2.2 2.2 2.2 2.2 2.2 2.2 2.2 2.2	731 649 595 559 525 473 425 377 357 319 273 231 195 165 143 121 104	14400 14400 14400 14400 14400 14400 14400 14400 14400 14400 14400 14400 14400 14400 14400 14400 14400	63M4B	50	50	49	49	43	43	274-275

P_1 [kW]		n_2 [Min^{-1}]	M_2 [Nm]	f_B	i_{ges}	F_{R2} [kN]	IE2 / IE3	Kg ~ HC	HX	VC	VX	FC	FX	mm
0.18	614/08	3.8	380	2.2	731	14400	63M2A	50	50	49	49	43	43	274-275
		4.3	337	2.2	649	14400								
		4.7	309	2.2	595	14400								
		5.0	290	2.2	559	14400								
		5.3	273	2.2	525	14400								
		5.9	246	2.2	473	14400								
		6.6	221	2.2	425	14400								
		7.4	196	2.2	377	14400								
		7.8	186	2.2	357	14400								
		8.8	166	2.2	319	14400								
		10.3	142	2.2	273	14400								
		12.1	120	2.2	231	14400								
		14.4	101	2.2	195	14400								
		17.0	86	2.2	165	14400								
		19.6	74	2.2	143	14400								
		23.1	63	2.2	121	14400								
		26.9	54	2.2	104	14400								
	613/10	1.6	904	0.8	559	12900	71M6B / 71M6A	59	57	59	56	52	50	270-271
		1.7	849	0.9	525	12900								
		1.9	765	1.0	473	12900								
		2.1	687	1.1	425	12900								
		2.4	609	1.2	377	12900								
		2.5	577	1.3	357	12900								
		2.8	516	1.5	319	12900								
		3.3	441	1.7	273	12900								
		3.9	373	2.0	231	12900								
		4.6	315	2.4	195	12900								
		5.5	267	2.8	165	12900								
		1.9	760	1.0	731	12900	63M4B	56	54	56	53	49	47	270-271
		2.2	674	1.1	649	12900								
		2.4	618	1.2	595	12900								
		2.5	581	1.3	559	12900								
		2.7	546	1.4	525	12900								
		3.0	492	1.5	473	12900								
		3.3	442	1.7	425	12900								
		3.7	392	1.9	377	12900								
		3.9	371	2.0	357	12900								
		4.4	332	2.3	319	12900								
		5.1	284	2.6	273	12900								
		3.8	380	2.0	731	12900	63M2A	56	54	56	53	49	47	270-271
		4.3	337	2.2	649	12900								
		4.7	309	2.4	595	12900								
		5.0	290	2.6	559	12900								
		5.3	273	2.7	525	12900								
	613/09	1.6	904	0.8	559	12900	71M6B / 71M6A	58	57	58	56	51	50	266-267
		1.7	849	0.9	525	12900								
		1.9	765	1.0	473	12900								
		2.1	687	1.1	425	12900								
		2.4	609	1.2	377	12900								
		2.5	577	1.3	357	12900								
		2.8	516	1.5	319	12900								
		3.3	441	1.7	273	12900								
		3.9	373	2.0	231	12900								
		4.6	315	2.4	195	12900								
		5.5	267	2.8	165	12900								
		1.9	760	1.0	731	12900	63M4B	55	54	55	53	48	47	266-267
		2.2	674	1.1	649	12900								
		2.4	618	1.2	595	12900								
		2.5	581	1.3	559	12900								
		2.7	546	1.4	525	12900								
		3.0	492	1.5	473	12900								
		3.3	442	1.7	425	12900								
		3.7	392	1.9	377	12900								
		3.9	371	2.0	357	12900								
		4.4	332	2.3	319	12900								
		5.1	284	2.6	273	12900								
		3.8	380	2.0	731	12900	63M2A	55	54	55	53	48	47	266-267
		4.3	337	2.2	649	12900								
		4.7	309	2.4	595	12900								
		5.0	290	2.6	559	12900								
		5.3	273	2.7	525	12900								

P_1 [kW]		n_2 [Min^{-1}]	M_2 [Nm]	f_B	i_{ges}	F_{R2} [kN]	IE2 / IE3	Kg ~ HC	HX	VC	VX	FC	FX	mm
0.18	613/08	1.6	904	0.8	559	12900	71M6B / 71M6A	54	53	53	52	47	46	262-263
		1.7	849	0.9	525	12900								
		1.9	765	1.0	473	12900								
		2.1	687	1.1	425	12900								
		2.4	609	1.2	377	12900								
		2.5	577	1.3	357	12900								
		2.8	516	1.5	319	12900								
		3.3	441	1.7	273	12900								
		3.9	373	2.0	231	12900								
		4.6	315	2.1	195	12900								
		5.5	267	2.1	165	12900								
		6.3	231	2.1	143	12900								
		7.4	196	2.1	121	12900								
		8.7	168	2.1	104	12900								
		1.9	760	1.0	731	12900	63M4B	51	50	50	49	44	43	262-263
		2.2	674	1.1	649	12900								
		2.4	618	1.2	595	12900								
		2.5	581	1.3	559	12900								
		2.7	546	1.4	525	12900								
		3.0	492	1.5	473	12900								
		3.3	442	1.7	425	12900								
		3.7	392	1.9	377	12900								
		3.9	371	2.0	357	12900								
		4.4	332	2.2	319	12900								
		5.1	284	2.2	273	12900								
		6.1	240	2.2	231	12900								
		7.2	203	2.2	195	12900								
		8.5	171	2.2	165	12900								
		9.8	149	2.2	143	12900								
		11.6	126	2.2	121	12900								
		13.5	108	2.2	104	12900								
		3.8	380	2.0	731	12900	63M2A	51	50	50	49	44	43	262-263
		4.3	337	2.2	649	12900								
		4.7	309	2.2	595	12900								
		5.0	290	2.2	559	12900								
		5.3	273	2.2	525	12900								
		5.9	246	2.2	473	12900								
		6.6	221	2.2	425	12900								
		7.4	196	2.2	377	12900								
		7.8	186	2.2	357	12900								
		8.8	166	2.2	319	12900								
		10.3	142	2.2	273	12900								
		12.1	120	2.2	231	12900								
		14.4	101	2.2	195	12900								
		17.0	86	2.2	165	12900								
		19.6	74	2.2	143	12900								
		23.1	63	2.2	121	12500								
		26.9	54	2.2	104	11900								
	611/09	2.4	609	0.8	377	8460	71M6B / 71M6A	43	41	42	40	39	37	258-259
		2.5	577	0.9	357	8460								
		2.8	516	1.0	319	8460								
		3.3	441	1.1	273	8460								
		3.9	373	1.3	231	8460								
		4.6	315	1.6	195	8460								
		5.5	267	1.9	165	8460								
		6.3	231	2.2	143	8460								
		7.4	196	2.6	121	8460								
		8.7	168	3.0	104	8460								
		2.4	618	0.8	595	8460	63M4B	40	38	39	37	36	34	258-259
		2.5	581	0.9	559	8460								
		2.7	546	0.9	525	8460								
		3.0	492	1.0	473	8460								
		3.3	442	1.1	425	8460								
		3.7	392	1.3	377	8460								
		3.9	371	1.3	357	8460								
		4.4	332	1.5	319	8460								
		5.1	284	1.8	273	8460								
		6.1	240	2.1	231	8460								
		7.2	203	2.5	195	8460								
		8.5	171	2.9	165	8460								

P_1 [kW]		n_2 [Min^{-1}]	M_2 [Nm]	f_B	i_{ges}	F_{R2} [kN]	IE2 / IE3	Kg ~ HC	HX	VC	VX	FC	FX	mm
0.18	611/09	3.8	380	1.3	731	8460	63M2A	40	38	39	37	36	34	258-259
		4.3	337	1.5	649	8460								
		4.7	309	1.6	595	8460								
		5.0	290	1.7	559	8460								
		5.3	273	1.8	525	8460								
		5.9	246	2.0	473	8460								
		6.6	221	2.1	425	8460								
		7.4	196	2.1	377	8460								
		7.8	186	2.1	357	8460								
		8.8	166	2.1	319	8460								
		10.3	142	2.0	273	8460								
		12.1	120	2.0	231	8460								
		14.4	101	1.0	195	8460								
		17.0	86	2.1	165	8460								
		19.6	74	2.0	143	8460								
		23.1	63	2.0	121	8460								
		26.9	54	2.1	104	8460								
	611/08	2.4	609	0.8	377	8460	71M6B / 71M6A	37	37	36	36	33	33	254-255
		2.5	577	0.9	357	8460								
		2.8	516	1.0	319	8460								
		3.3	441	1.1	273	8460								
		3.9	373	1.3	231	8460								
		4.6	315	1.6	195	8460								
		5.5	267	1.9	165	8460								
		6.3	231	1.9	143	8460								
		7.4	196	1.9	121	8460								
		8.7	168	1.9	104	8460								
		2.4	618	0.8	595	8460	63M4B	34	34	33	33	30	30	254-255
		2.5	581	0.9	559	8460								
		2.7	546	0.9	525	8460								
		3.0	492	1.0	473	8460								
		3.3	442	1.1	425	8460								
		3.7	392	1.3	377	8460								
		3.9	371	1.3	357	8460								
		4.4	332	1.5	319	8460								
		5.1	284	1.8	273	8460								
		6.1	240	2.1	231	8460								
		7.2	203	2.1	195	8460								
		8.5	171	2.1	165	8460								
		9.8	149	2.0	143	8460								
		11.6	126	2.1	121	8460								
		13.5	108	2.0	104	8460								
		3.8	380	1.3	731	8460	63M2A	34	34	33	33	30	30	254-255
		4.3	337	1.5	649	8460								
		4.7	309	1.6	595	8460								
		5.0	290	1.7	559	8460								
		5.3	273	1.8	525	8460								
		5.9	246	2.0	473	8460								
		6.6	221	2.1	425	8460								
		7.4	196	2.1	377	8460								
		7.8	186	2.1	357	8460								
		8.8	166	2.1	319	8460								
		10.3	142	2.0	273	8460								
		12.1	120	2.0	231	8460								
		14.4	101	1.0	195	8460								
		17.0	86	2.1	165	8460								
		19.6	74	2.0	143	8460								
		23.1	63	2.0	121	8460								
		26.9	54	2.1	104	8460								
	610/08	5.5	267	0.9	165	5290	71M6B / 71M6A	27	26	25	24	24	23	250-251
		6.3	231	0.9	143	5290								
		7.4	196	1.0	121	5290								
		8.7	168	1.2	104	5290								
		5.1	284	0.9	273	5290	63M4B	24	23	22	21	21	20	250-251
		6.1	240	1.0	231	5290								
		7.2	203	1.2	195	5290								
		8.5	171	1.5	165	5290								
		9.8	149	1.4	143	5290								
		11.6	126	1.6	121	5290								
		13.5	108	1.9	104	5290								

P_1 [kW]		n_2 [Min^{-1}]	M_2 [Nm]	f_B	i_{ges}	F_{R2} [kN]	IE2 / IE3	Kg ~ HC	HX	VC	VX	FC	FX	mm
0.18	610/08	4.7	309	0.8	595	5290	63M2A	24	23	22	21	21	20	250-251
		5.0	290	0.9	559	5290								
		5.3	273	0.9	525	5290								
		5.9	246	1.0	473	5290								
		6.6	221	1.1	425	5290								
		7.4	196	1.3	377	5290								
		7.8	186	1.3	357	5290								
		8.8	166	1.5	319	5290								
		10.3	142	1.8	273	5290								
		12.1	120	2.0	231	5290								
		14.4	101	2.0	195	5290								
		17.0	86	2.1	165	5290								
		19.6	74	2.0	143	5290								
		23.1	63	2.0	121	5290								
		26.9	54	2.1	104	5290								
	610	7.6	209	1.1	119	5290	71M6B / 71M6A	26	24	24	22	23	21	176-177
		10.3	153	1.8	87	5290								
		12.7	125	2.1	71	5290								
		15.3	104	2.5	59	5290								
		17.6	90	2.8	51	5290								
		11.8	134	1.4	119	5290	63M4B	23	21	21	19	20	18	176-177
		16.1	98	2.7	87	5290								
		19.7	80	2.7	71	5290								
		23.5	67	1.4	119	5290	63M2A	23	21	21	19	20	18	176-177
		32.2	49	2.7	87	5290								
		39.4	40	2.7	71	5290								
	609/08	11.6	126	0.8	121	3270	63M4B	22	20	20	18	19	17	246-247
		13.5	108	1.0	104	3270								
		12.1	120	0.9	231	3270	63M2A	22	20	20	18	19	17	246-247
		14.4	101	1.1	195	3270								
		17.0	86	1.1	165	3270								
		19.6	74	1.2	143	3270								
		23.1	63	1.3	121	3270								
		26.9	54	1.5	104	3270								
	609	10.3	153	0.9	87	3280	71M6B / 71M6A	25	22	23	20	22	19	172-173
		12.7	125	1.1	71	3280								
		15.3	104	1.3	59	3280								
		17.6	90	1.5	51	3280								
		20.9	76	1.8	43	3280								
		25.7	62	2.2	35	3280								
		31.0	51	2.7	29	3280								
		16.1	98	1.4	87	3280	63M4B	22	19	20	17	19	16	172-173
		19.7	80	1.4	71	3280								
		23.7	67	1.8	59	3280								
		27.5	58	2.0	51	3280								
		32.6	49	2.7	43	3280								
		32.2	49	1.4	87	3280	63M2A	22	19	20	17	19	16	172-173
		39.4	40	1.4	71	3280								
		47.5	33	1.8	59	3280								
		54.9	29	2.0	51	3280								
		65.1	24	2.7	43	3280								
	608	25.7	62	0.9	35	1740	71M6B / 71M6A	15	14	17	16	15	14	168-169
		31.0	51	1.1	29	1740								
		36.0	44	1.1	25	1740								
		42.9	37	1.4	21	1740								
		52.9	30	1.8	17	1740								
		60.0	26	2.1	15	1740								
		69.2	23	2.1	13	1740								
		81.8	19	2.1	11	1740								
		112.5	14	2.1	8	1700								
		150.0	11	2.1	6	1540								
		32.6	49	1.1	43	1740	63M4B	11	11	13	13	12	11	168-169
		40.0	40	1.4	35	1740								
		48.3	33	1.4	29	1740								
		56.0	28	1.4	25	1740								
		66.7	24	2.2	21	1740								
		82.4	19	2.2	17	1740								
		93.3	17	2.2	15	1740								
		107.7	15	2.2	13	1740								
		127.3	12	2.2	11	1650								
		175.0	9	2.2	8	1480								
		233.3	7	2.2	6	1340								

P_1 [kW]		n_2 [Min^{-1}]	M_2 [Nm]	f_B	i_{ges}	F_{R2} [kN]	IE2 / IE3	Kg ~ HC	HX	VC	VX	FC	FX	mm
0.18	608	65.1 80.0 96.6 112.0 133.3 164.7 186.7 215.4 254.5 350.0 466.7	24 20 16 14 12 10 8 7 6 5 3	1.1 1.4 1.4 1.4 2.2 2.2 2.2 2.2 2.2 2.2 2.2	43 35 29 25 21 17 15 13 11 8 6	1740 1740 1740 1720 1630 1510 1450 1380 1300 1180 1070	63M2A	11	11	13	13	12	11	168-169
	607	52.9 60.0 69.2 81.8	30 26 23 19	0.9 1.1 1.1 1.1	17 15 13 11	1160 1160 1160 1110	71M6B / 71M6A	15	14	16	15	15	14	164-165
		56.0 66.7 82.4 93.3 107.7 127.3	28 24 19 17 15 12	0.8 1.2 1.4 1.4 1.4 1.4	25 21 17 15 13 11	1160 1160 1120 1080 1030 970	63M4B	11	11	12	12	12	11	164-165
		112.0 133.3 164.7 186.7 215.4 254.5	14 12 10 8 7 6	0.8 1.2 1.4 1.4 1.4 1.4	25 21 17 15 13 11	1010 960 890 860 820 770	63M2A	11	11	12	12	12	11	164-165
0.25	618/10	1.2 1.4 1.5	1641 1457 1336	2.4 2.7 3.0	731 649 595	36600 36600 36600	71M6C / 71M6D	179	186	166	173	146	153	310-311
	617/11	1.2 1.4 1.5 1.6 1.7 1.9 2.1	1641 1457 1336 1255 1179 1062 954	1.6 1.8 2.0 2.1 2.3 2.5 2.8	731 649 595 559 525 473 425	27000 27000 27000 27000 27000 27000 27000	71M6C / 71M6D	146	138	146	138	117	109	306-307
		1.9 2.2	1055 937	2.5 2.9	731 649	27000 27000	71M4A / 71M4B	146	138	146	138	117	109	306-307
	617/10	1.2 1.4 1.5 1.6 1.7 1.9 2.1	1641 1457 1336 1255 1179 1062 954	1.6 1.8 2.0 2.1 2.3 2.5 2.8	731 649 595 559 525 473 425	27000 27000 27000 27000 27000 27000 27000	71M6C / 71M6D	135	131	135	131	106	102	302-303
		1.9 2.2	1055 937	2.5 2.9	731 649	27000 27000	71M4A / 71M4B	135	131	135	131	106	102	302-303
	617/09	1.2 1.4 1.5 1.6 1.7 1.9 2.1	1641 1457 1336 1255 1179 1062 954	1.6 1.8 2.0 2.1 2.3 2.5 2.8	731 649 595 559 525 473 425	27000 27000 27000 27000 27000 27000 27000	71M6C / 71M6D	133	131	133	131	104	102	298-299
		1.9 2.2	1055 937	2.5 2.9	731 649	27000 27000	71M4A / 71M4B	133	131	133	131	104	102	298-299
	616/11	1.2 1.4 1.5 1.6 1.7 1.9 2.1 2.4 2.5 2.8 3.3	1641 1457 1336 1255 1179 1062 954 846 802 716 613	1.1 1.2 1.3 1.4 1.5 1.7 1.9 2.1 2.2 2.5 2.9	731 649 595 559 525 473 425 377 357 319 273	19200 19200 19200 19200 19200 19200 19200 19200 19200 19200 19200	71M6C / 71M6D	111	104	106	99	93	86	294-295

P_1 [kW]		n_2 [Min^{-1}]	M_2 [Nm]	f_B	i_{ges}	F_{R2} [kN]	IE2 / IE3	Kg ~ HC	HX	VC	VX	FC	FX	mm
0.25	616/11	1.9 2.2 2.4 2.5 2.7 3.0 3.3	1055 937 859 807 758 683 613	1.7 1.9 2.1 2.2 2.3 2.6 2.9	731 649 595 559 525 473 425	19200 19200 19200 19200 19200 19200 19200	71M4A / 71M4B	111	104	106	99	93	86	294-295
	616/10	1.2 1.4 1.5 1.6 1.7 1.9 2.1 2.4 2.5 2.8 3.3	1641 1457 1336 1255 1179 1062 954 846 802 716 613	1.1 1.2 1.3 1.4 1.5 1.7 1.9 2.1 2.2 2.5 2.9	731 649 595 559 525 473 425 377 357 319 273	19200 19200 19200 19200 19200 19200 19200 19200 19200 19200 19200	71M6C / 71M6D	101	98	96	93	83	80	290-291
		1.9 2.2 2.4 2.5 2.7 3.0 3.3	1055 937 859 807 758 683 613	1.7 1.9 2.1 2.2 2.3 2.6 2.9	731 649 595 559 525 473 425	19200 19200 19200 19200 19200 19200 19200	71M4A / 71M4B	101	98	96	93	83	80	290-291
	616/09	1.2 1.4 1.5 1.6 1.7 1.9 2.1 2.4 2.5 2.8 3.3	1641 1457 1336 1255 1179 1062 954 846 802 716 613	1.1 1.2 1.3 1.4 1.5 1.7 1.9 2.1 2.2 2.5 2.9	731 649 595 559 525 473 425 377 357 319 273	19200 19200 19200 19200 19200 19200 19200 19200 19200 19200 19200	71M6C / 71M6D	99	98	94	93	81	80	286-287
		1.9 2.2 2.4 2.5 2.7 3.0 3.3	1055 937 859 807 758 683 613	1.7 1.9 2.1 2.2 2.3 2.6 2.9	731 649 595 559 525 473 425	19200 19200 19200 19200 19200 19200 19200	71M4A / 71M4B	99	98	94	93	81	80	286-287
	614/10	1.6 1.7 1.9 2.1 2.4 2.5 2.8 3.3 3.9 4.6 5.5	1255 1179 1062 954 846 802 716 613 519 438 370	0.8 0.9 1.0 1.1 1.2 1.3 1.4 1.6 1.9 2.3 2.7	559 525 473 425 377 357 319 273 231 195 165	14400 14400 14400 14400 14400 14400 14400 14400 14400 14400 14400	71M6C / 71M6D	59	57	59	56	52	50	282-283
		1.9 2.2 2.4 2.5 2.7 3.0 3.3 3.7 3.9 4.4 5.1	1055 937 859 807 758 683 613 544 515 460 394	1.0 1.1 1.2 1.3 1.3 1.5 1.6 1.9 2.0 2.2 2.6	731 649 595 559 525 473 425 377 357 319 273	14400 14400 14400 14400 14400 14400 14400 14400 14400 14400 14400	71M4A / 71M4B	59	57	59	56	52	50	282-283
		3.8 4.3 4.7 5.0 5.3 5.9	528 468 429 403 379 341	1.9 2.2 2.4 2.5 2.7 3.0	731 649 595 559 525 473	14400 14400 14400 14400 14400 14400	63M2B	56	54	56	53	49	47	282-283

P_1 [kW]		n_2 [Min^{-1}]	M_2 [Nm]	f_B	i_{ges}	F_{R2} [kN]	IE2 / IE3	Kg ~ HC	HX	VC	VX	FC	FX	mm
0.25	614/09	1.6	1255	0.8	559	14400	71M6C / 71M6D	58	57	58	56	51	50	278-279
		1.7	1179	0.9	525	14400								
		1.9	1062	1.0	473	14400								
		2.1	954	1.1	425	14400								
		2.4	846	1.2	377	14400								
		2.5	802	1.3	357	14400								
		2.8	716	1.4	319	14400								
		3.3	613	1.6	273	14400								
		3.9	519	1.9	231	14400								
		4.6	438	2.3	195	14400								
		5.5	370	2.7	165	14400								
		1.9	1055	1.0	731	14400	71M4A / 71M4B	58	57	58	56	51	50	278-279
		2.2	937	1.1	649	14400								
		2.4	859	1.2	595	14400								
		2.5	807	1.3	559	14400								
		2.7	758	1.3	525	14400								
		3.0	683	1.5	473	14400								
		3.3	613	1.6	425	14400								
		3.7	544	1.9	377	14400								
		3.9	515	2.0	357	14400								
		4.4	460	2.2	319	14400								
		5.1	394	2.6	273	14400								
		3.8	528	1.9	731	14400	63M2B	55	54	55	53	48	47	278-279
		4.3	468	2.2	649	14400								
		4.7	429	2.4	595	14400								
		5.0	403	2.5	559	14400								
		5.3	379	2.7	525	14400								
		5.9	341	3.0	473	14400								
	614/08	1.6	1255	0.8	559	14400	71M6C / 71M6D	53	53	52	52	46	46	274-275
		1.7	1179	0.9	525	14400								
		1.9	1062	1.0	473	14400								
		2.1	954	1.1	425	14400								
		2.4	846	1.2	377	14400								
		2.5	802	1.3	357	14400								
		2.8	716	1.4	319	14400								
		3.3	613	1.5	273	14400								
		3.9	519	1.5	231	14400								
		4.6	438	1.5	195	14400								
		5.5	370	1.5	165	14400								
		6.3	321	1.5	143	14400								
		7.4	272	1.5	121	14400								
		8.7	234	1.5	104	14400								
		1.9	1055	1.0	731	14400	71M4A / 71M4B	53	53	52	52	46	46	274-275
		2.2	937	1.1	649	14400								
		2.4	859	1.2	595	14400								
		2.5	807	1.3	559	14400								
		2.7	758	1.3	525	14400								
		3.0	683	1.5	473	14400								
		3.3	613	1.6	425	14400								
		3.7	544	1.6	377	14400								
		3.9	515	1.6	357	14400								
		4.4	460	1.6	319	14400								
		5.1	394	1.6	273	14400								
		6.1	333	1.6	231	14400								
		7.2	281	1.6	195	14400								
		8.5	238	1.6	165	14400								
		9.8	206	1.6	143	14400								
		11.6	175	1.6	121	14400								
		13.5	150	1.6	104	14400								
		3.8	528	1.6	731	14400	63M2B	50	50	49	49	43	43	274-275
		4.3	468	1.6	649	14400								
		4.7	429	1.6	595	14400								
		5.0	403	1.6	559	14400								
		5.3	379	1.6	525	14400								
		5.9	341	1.6	473	14400								
		6.6	307	1.6	425	14400								
		7.4	272	1.6	377	14400								
		7.8	258	1.6	357	14400								
		8.8	230	1.6	319	14400								
		10.3	197	1.6	273	14400								
		12.1	167	1.6	231	14400								
		14.4	141	1.6	195	14400								
		17.0	119	1.6	165	14400								
		19.6	103	1.6	143	14400								
		23.1	87	1.6	121	14400								
		26.9	75	1.6	104	14400								

P_1 [kW]		n_2 [Min^{-1}]	M_2 [Nm]	f_B	i_{ges}	F_{R2} [kN]	IE2 / IE3	Kg ~ HC	HX	VC	VX	FC	FX	mm
0.25		2.4	846	0.9	377	12900								
		2.5	802	0.9	357	12900								
		2.8	716	1.0	319	12900								
		3.3	613	1.2	273	12900								
		3.9	519	1.4	231	12900	71M6C / 71M6D	59	57	59	56	52	50	270-271
		4.6	438	1.7	195	12900								
		5.5	370	2.0	165	12900								
		6.3	321	2.3	143	12900								
		7.4	272	2.8	121	12900								
		2.2	937	0.8	649	12900								
		2.4	859	0.9	595	12900								
		2.5	807	0.9	559	12900								
		2.7	758	1.0	525	12900								
		3.0	683	1.1	473	12900								
		3.3	613	1.2	425	12900								
	613/10	3.7	544	1.4	377	12900	71M4A / 71M4B	59	57	59	56	52	50	270-271
		3.9	515	1.5	357	12900								
		4.4	460	1.6	319	12900								
		5.1	394	1.9	273	12900								
		6.1	333	2.2	231	12900								
		7.2	281	2.7	195	12900								
		3.8	528	1.4	731	12900								
		4.3	468	1.6	649	12900								
		4.7	429	1.7	595	12900								
		5.0	403	1.9	559	12900								
		5.3	379	2.0	525	12900	63M2B	56	54	56	53	49	47	270-271
		5.9	341	2.2	473	12900								
		6.6	307	2.4	425	12900								
		7.4	272	2.8	377	12900								
		7.8	258	2.9	357	12900								
		2.4	846	0.9	377	12900								
		2.5	802	0.9	357	12900								
		2.8	716	1.0	319	12900								
		3.3	613	1.2	273	12900								
		3.9	519	1.4	231	12900	71M6C / 71M6D	58	57	58	56	51	50	266-267
		4.6	438	1.7	195	12900								
		5.5	370	2.0	165	12900								
		6.3	321	2.3	143	12900								
		7.4	272	2.8	121	12900								
		2.2	937	0.8	649	12900								
		2.4	859	0.9	595	12900								
		2.5	807	0.9	559	12900								
		2.7	758	1.0	525	12900								
		3.0	683	1.1	473	12900								
		3.3	613	1.2	425	12900								
	613/09	3.7	544	1.4	377	12900	71M4A / 71M4B	58	57	58	56	51	50	266-267
		3.9	515	1.5	357	12900								
		4.4	460	1.6	319	12900								
		5.1	394	1.9	273	12900								
		6.1	333	2.2	231	12900								
		7.2	281	2.7	195	12900								
		3.8	528	1.4	731	12900								
		4.3	468	1.6	649	12900								
		4.7	429	1.7	595	12900								
		5.0	403	1.9	559	12900								
		5.3	379	2.0	525	12900	63M2B	55	54	55	53	48	47	266-267
		5.9	341	2.2	473	12900								
		6.6	307	2.4	425	12900								
		7.4	272	2.8	377	12900								
		7.8	258	2.9	357	12900								
		2.4	846	0.9	377	12900								
		2.5	802	0.9	357	12900								
		2.8	716	1.0	319	12900								
		3.3	613	1.2	273	12900								
		3.9	519	1.4	231	12900								
		4.6	438	1.5	195	12900	71M6C / 71M6D	54	53	53	52	47	46	262-263
		5.5	370	1.5	165	12900								
		6.3	321	1.5	143	12900								
		7.4	272	1.5	121	12900								
	613/08	8.7	234	1.5	104	12900								

P_1 [kW]		n_2 [Min^{-1}]	M_2 [Nm]	f_B	i_{ges}	F_{R2} [kN]	IE2 / IE3	Kg ~ HC	HX	VC	VX	FC	FX	mm
0.25	613/08	2.2	937	0.8	649	12900	71M4A / 71M4B	54	53	53	52	47	46	262-263
		2.4	859	0.9	595	12900								
		2.5	807	0.9	559	12900								
		2.7	758	1.0	525	12900								
		3.0	683	1.1	473	12900								
		3.3	613	1.2	425	12900								
		3.7	544	1.4	377	12900								
		3.9	515	1.5	357	12900								
		4.4	460	1.6	319	12900								
		5.1	394	1.6	273	12900								
		6.1	333	1.6	231	12900								
		7.2	281	1.6	195	12900								
		8.5	238	1.6	165	12900								
		9.8	206	1.6	143	12900								
		11.6	175	1.6	121	12900								
		13.5	150	1.6	104	12900								
		3.8	528	1.4	731	12900	63M2B	51	50	50	49	44	43	262-263
		4.3	468	1.6	649	12900								
		4.7	429	1.6	595	12900								
		5.0	403	1.6	559	12900								
		5.3	379	1.6	525	12900								
		5.9	341	1.6	473	12900								
		6.6	307	1.6	425	12900								
		7.4	272	1.6	377	12900								
		7.8	258	1.6	357	12900								
		8.8	230	1.6	319	12900								
		10.3	197	1.6	273	12900								
		12.1	167	1.6	231	12900								
		14.4	141	1.6	195	12900								
		17.0	119	1.6	165	12900								
		19.6	103	1.6	143	12900								
		23.1	87	1.6	121	12500								
		26.9	75	1.6	104	11900								
	612	10.3	212	2.6	87	9620	71M6C / 71M6D	41	35	39	33	36	30	184-185
	611/09	3.3	613	0.8	273	8460	71M6C / 71M6D	43	41	42	40	39	37	258-259
		3.9	519	1.0	231	8460								
		4.6	438	1.1	195	8460								
		5.5	370	1.3	165	8460								
		6.3	321	1.6	143	8460								
		7.4	272	1.8	121	8460								
		8.7	234	2.1	104	8460								
		3.3	613	0.8	425	8460	71M4A / 71M4B	43	41	42	40	39	37	258-259
		3.7	544	0.9	377	8460								
		3.9	515	1.0	357	8460								
		4.4	460	1.1	319	8460								
		5.1	394	1.3	273	8460								
		6.1	333	1.5	231	8460								
		7.2	281	1.8	195	8460								
		8.5	238	2.1	165	8460								
		9.8	206	2.4	143	8460								
		11.6	175	2.9	121	8460								
		3.8	528	0.9	731	8460	63M2B	40	38	39	37	36	34	258-259
		4.3	468	1.1	649	8460								
		4.7	429	1.2	595	8460								
		5.0	403	1.2	559	8460								
		5.3	379	1.3	525	8460								
		5.9	341	1.5	473	8460								
		6.6	307	1.5	425	8460								
		7.4	272	1.5	377	8460								
		7.8	258	1.5	357	8460								
		8.8	230	1.5	319	8460								
		10.3	197	1.5	273	8460								
		12.1	167	1.5	231	8460								
		17.0	119	1.5	165	8460								
		19.6	103	1.5	143	8460								
		23.1	87	1.5	121	8460								
		26.9	75	1.5	104	8460								
	611/08	3.3	613	0.8	273	8460	71M6C / 71M6D	37	37	36	36	33	33	254-255
		3.9	519	1.0	231	8460								
		4.6	438	1.1	195	8460								
		5.5	370	1.3	165	8460								
		6.3	321	1.3	143	8460								
		7.4	272	1.3	121	8460								
		8.7	234	1.3	104	8460								

P_1 [kW]		n_2 [Min^{-1}]	M_2 [Nm]	f_B	i_{ges}	F_{R2} [kN]	IE2 / IE3	~ kg HC	HX	VC	VX	FC	FX	mm
0.25	611/08	3.3	613	0.8	425	8460	71M4A / 71M4B	37	37	36	36	33	33	254-255
		3.7	544	0.9	377	8460								
		3.9	515	1.0	357	8460								
		4.4	460	1.1	319	8460								
		5.1	394	1.3	273	8460								
		6.1	333	1.5	231	8460								
		7.2	281	1.5	195	8460								
		8.5	238	1.5	165	8460								
		9.8	206	1.5	143	8460								
		11.6	175	1.5	121	8460								
		13.5	150	1.5	104	8460								
		3.8	528	0.9	731	8460	63M2B	34	34	33	33	30	30	254-255
		4.3	468	1.1	649	8460								
		4.7	429	1.2	595	8460								
		5.0	403	1.2	559	8460								
		5.3	379	1.3	525	8460								
		5.9	341	1.5	473	8460								
		6.6	307	1.5	425	8460								
		7.4	272	1.5	377	8460								
		7.8	258	1.5	357	8460								
		8.8	230	1.5	319	8460								
		10.3	197	1.5	273	8460								
		12.1	167	1.5	231	8460								
		17.0	119	1.5	165	8460								
		19.6	103	1.5	143	8460								
		23.1	87	1.5	121	8460								
		26.9	75	1.5	104	8460								
	611	10.3	212	2.6	87	8460	71M6C / 71M6D	40	34	39	33	36	30	180-181
		12.7	173	2.9	71	8460								
	610/08	8.7	234	0.9	104	5290	71M6C / 71M6D	27	26	25	24	24	23	250-251
		7.2	281	0.9	195	5290	71M4A / 71M4B	27	26	25	24	24	23	250-251
		8.5	238	1.0	165	5290								
		9.8	206	1.0	143	5290								
		11.6	175	1.2	121	5290								
		13.5	150	1.3	104	5290								
		6.6	307	0.8	425	5290	63M2B	24	23	22	21	21	20	250-251
		7.4	272	0.9	377	5290								
		7.8	258	1.0	357	5290								
		8.8	230	1.1	319	5290								
		10.3	197	1.3	273	5290								
		12.1	167	1.5	231	5290								
		14.4	141	1.5	195	5290								
		17.0	119	1.5	165	5290								
		19.6	103	1.5	143	5290								
		23.1	87	1.5	121	5290								
		26.9	75	1.5	104	5290								
	610	10.3	212	1.3	87	5290	71M6C / 71M6D	26	24	24	22	23	21	176-177
		12.7	173	1.5	71	5290								
		15.3	144	1.8	59	5290								
		17.6	124	2.0	51	5290								
		20.9	105	2.6	43	5290								
		11.8	187	1.0	119	5290	71M4A / 71M4B	26	24	24	22	23	21	176-177
		16.1	136	2.0	87	5290								
		19.7	111	2.0	71	5290								
		23.7	93	2.4	59	5290								
		27.5	80	2.6	51	5290								
		23.5	93	1.0	119	5290	63M2B	23	21	21	19	20	18	176-177
		32.2	68	2.0	87	5290								
		39.4	56	2.0	71	5290								
		47.5	46	2.4	59	5290								
		54.9	40	2.6	51	5290								
	609/08	17.0	119	0.8	165	3270	63M2B	22	20	20	18	19	17	246-247
		19.6	103	0.9	143	3270								
		23.1	87	0.9	121	3270								
		26.9	75	1.1	104	3270								

P_1 [kW]		n_2 [Min^{-1}]	M_2 [Nm]	f_B	i_{ges}	F_{R2} [kN]	IE2 / IE3	Kg ~ HC	HX	VC	VX	FC	FX	mm
0.25	609	12.7	173	0.8	71	3280	71M6C / 71M6D	25	22	23	20	22	19	172-173
		15.3	144	1.0	59	3280								
		17.6	124	1.1	51	3280								
		20.9	105	1.3	43	3280								
		25.7	85	1.6	35	3280								
		31.0	71	2.0	29	3280								
		36.0	61	2.2	25	3280								
		42.9	51	2.7	21	3280								
		16.1	136	1.0	87	3280	71M4A / 71M4B	25	22	23	20	22	19	172-173
		19.7	111	1.0	71	3280								
		23.7	93	1.3	59	3280								
		27.5	80	1.5	51	3280								
		32.6	67	2.0	43	3280								
		40.0	55	2.3	35	3280								
		48.3	45	2.7	29	3280								
		56.0	39	3.0	25	3280								
		32.2	68	1.0	87	3280	63M2B	22	19	20	17	19	16	172-173
		39.4	56	1.0	71	3280								
		47.5	46	1.3	59	3280								
		54.9	40	1.5	51	3280								
		65.1	34	2.0	43	3280								
		80.0	27	2.3	35	3280								
		96.6	23	2.7	29	3280								
		112.0	20	3.0	25	3230								
	608	42.9	51	1.0	21	1740	71M6C / 71M6D	15	14	17	16	15	14	168-169
		52.9	41	1.3	17	1740								
		60.0	37	1.5	15	1740								
		69.2	32	1.5	13	1740								
		81.8	27	1.5	11	1740								
		112.5	20	1.5	8	1700								
		150.0	15	1.5	6	1540								
		32.6	67	0.8	43	1740	71M4A / 71M4B	15	14	17	16	15	14	168-169
		40.0	55	1.0	35	1740								
		48.3	45	1.0	29	1740								
		56.0	39	1.0	25	1740								
		66.7	33	1.6	21	1740								
		82.4	27	1.6	17	1740								
		93.3	24	1.6	15	1740								
		107.7	20	1.6	13	1740								
		127.3	17	1.6	11	1650								
		175.0	13	1.6	8	1480								
		233.3	9	1.6	6	1340								
		65.1	34	0.8	43	1740	63M2B	11	11	13	13	12	11	168-169
		80.0	27	1.0	35	1740								
		96.6	23	1.0	29	1740								
		112.0	20	1.0	25	1720								
		133.3	16	1.6	21	1630								
		164.7	13	1.6	17	1510								
		186.7	12	1.6	15	1450								
		215.4	10	1.6	13	1380								
		254.5	9	1.6	11	1300								
		350.0	6	1.6	8	1180								
		466.7	5	1.6	6	1070								
	607	66.7	33	0.8	21	1160	71M4A / 71M4B	15	14	16	15	15	14	164-165
		82.4	27	1.0	17	1120								
		93.3	24	1.0	15	1080								
		107.7	20	1.0	13	1030								
		127.3	17	1.0	11	970								
		133.3	16	0.8	21	960	63M2B	11	11	12	12	12	11	164-165
		164.7	13	1.0	17	890								
		186.7	12	1.0	15	860								
		215.4	10	1.0	13	820								
		254.5	9	1.0	11	770								
0.37	619/13	1.2	2429	2.9	731	51000	80M6A	270	264	255	249	225	219	322-323
	619/11	1.2	2429	2.9	731	51000	80M6A	255	257	244	242	214	212	318-319

P_1 [kW]		n_2 [Min^{-1}]	M_2 [Nm]	f_B	i_{ges}	F_{R2} [kN]	IE2 / IE3	Kg ~ HC	HX	VC	VX	FC	FX	mm
0.37	618/13	1.2 1.4 1.5 1.6 1.7 1.9 2.1	2429 2157 1977 1858 1745 1572 1412	1.6 1.8 2.0 2.1 2.3 2.5 2.8	731 649 595 559 525 473 425	36600 36600 36600 36600 36600 36600 36600	80M6A	205	197	192	184	172	164	314-315
	618/10	1.2 1.4 1.5 1.6 1.7 1.9 2.1	2429 2157 1977 1858 1745 1572 1412	1.6 1.8 2.0 2.1 2.3 2.5 2.8	731 649 595 559 525 473 425	36600 36600 36600 36600 36600 36600 36600	80M6A	183	190	170	177	150	157	310-311
		1.9 2.2	1562 1386	2.5 2.9	731 649	36600 36600	71M4B / 71M4C	179	186	166	173	146	153	310-311
	617/11	1.2 1.4 1.5 1.6 1.7 1.9 2.1 2.4 2.5 2.8 3.3	2429 2157 1977 1858 1745 1572 1412 1253 1186 1060 907	1.1 1.2 1.4 1.4 1.5 1.7 1.9 2.1 2.3 2.5 3.0	731 649 595 559 525 473 425 377 357 319 273	27000 27000 27000 27000 27000 27000 27000 27000 27000 27000 27000	80M6A	149	143	149	143	120	114	306-307
		1.9 2.2 2.4 2.5 2.7 3.0 3.3	1562 1386 1271 1194 1122 1010 908	1.7 1.9 2.1 2.3 2.4 2.7 3.0	731 649 595 559 525 473 425	27000 27000 27000 27000 27000 27000 27000	71M4B / 71M4C	146	138	146	138	117	109	306-307
	617/10	1.2 1.4 1.5 1.6 1.7 1.9 2.1 2.4 2.5 2.8 3.3	2429 2157 1977 1858 1745 1572 1412 1253 1186 1060 907	1.1 1.2 1.4 1.4 1.5 1.7 1.9 2.1 2.3 2.5 3.0	731 649 595 559 525 473 425 377 357 319 273	27000 27000 27000 27000 27000 27000 27000 27000 27000 27000 27000	80M6A	139	135	139	135	110	106	302-303
		1.9 2.2 2.4 2.5 2.7 3.0 3.3	1562 1386 1271 1194 1122 1010 908	1.7 1.9 2.1 2.3 2.4 2.7 3.0	731 649 595 559 525 473 425	27000 27000 27000 27000 27000 27000 27000	71M4B / 71M4C	135	131	135	131	106	102	302-303
	617/09	1.2 1.4 1.5 1.6 1.7 1.9 2.1 2.4 2.5 2.8 3.3 3.9 4.6 5.5 6.3 7.4 8.7	2429 2157 1977 1858 1745 1572 1412 1253 1186 1060 907 768 648 548 475 402 346	1.1 1.2 1.4 1.4 1.5 1.7 1.9 2.1 2.2 2.5 2.4 2.5 2.4 2.5 2.5 2.5 2.7	731 649 595 559 525 473 425 377 357 319 273 231 195 165 143 121 104	27000 27000 27000 27000 27000 27000 27000 27000 27000 27000 27000 27000 27000 27000 27000 27000 27000	80M6A	137	135	137	135	108	106	298-299

P_1 [kW]		n_2 [Min^{-1}]	M_2 [Nm]	f_B	i_{ges}	F_{R2} [kN]	IE2 / IE3	Kg ~ HC	HX	VC	VX	FC	FX	mm
0.37	617/09	1.9	1562	1.7	731	27000	71M4B / 71M4C	133	131	133	131	104	102	298-299
		2.2	1386	1.9	649	27000								
		2.4	1271	2.1	595	27000								
		2.5	1194	2.3	559	27000								
		2.7	1122	2.4	525	27000								
		3.0	1010	2.7	473	27000								
		3.3	908	2.9	425	27000								
		3.9	763	2.9	357	27000								
		3.8	781	2.9	731	27000	71M2A	133	131	133	131	104	102	298-299
		4.7	636	2.9	595	27000								
		6.6	454	2.9	425	27000								
		7.8	381	2.9	357	27000								
	616/11	1.4	2157	0.8	649	19200	80M6A	114	109	109	104	96	91	294-295
		1.5	1977	0.9	595	19200								
		1.6	1858	1.0	559	19200								
		1.7	1745	1.0	525	19200								
		1.9	1572	1.1	473	19200								
		2.1	1412	1.3	425	19200								
		2.4	1253	1.4	377	19200								
		2.5	1186	1.5	357	19200								
		2.8	1060	1.7	319	19200								
		3.3	907	2.0	273	19200								
		3.9	768	2.3	231	19200								
		4.6	648	2.7	195	19200								
		1.9	1562	1.1	731	19200	71M4B / 71M4C	111	104	106	99	93	86	294-295
		2.2	1386	1.3	649	19200								
		2.4	1271	1.4	595	19200								
		2.5	1194	1.5	559	19200								
		2.7	1122	1.6	525	19200								
		3.0	1010	1.8	473	19200								
		3.3	908	2.0	425	19200								
		3.7	805	2.2	377	19200								
		3.9	763	2.3	357	19200								
		4.4	681	2.6	319	19200								
		3.8	781	2.3	731	19200	71M2A	111	104	106	99	93	86	294-295
		4.3	693	2.6	649	19200								
		4.7	636	2.8	595	19200								
		5.0	597	3.0	559	19200								
	616/10	1.4	2157	0.8	649	19200	80M6A	105	101	100	96	87	83	290-291
		1.5	1977	0.9	595	19200								
		1.6	1858	1.0	559	19200								
		1.7	1745	1.0	525	19200								
		1.9	1572	1.1	473	19200								
		2.1	1412	1.3	425	19200								
		2.4	1253	1.4	377	19200								
		2.5	1186	1.5	357	19200								
		2.8	1060	1.7	319	19200								
		3.3	907	2.0	273	19200								
		3.9	768	2.3	231	19200								
		4.6	648	2.7	195	19200								
		1.9	1562	1.1	731	19200	71M4B / 71M4C	101	98	96	93	83	80	290-291
		2.2	1386	1.3	649	19200								
		2.4	1271	1.4	595	19200								
		2.5	1194	1.5	559	19200								
		2.7	1122	1.6	525	19200								
		3.0	1010	1.8	473	19200								
		3.3	908	2.0	425	19200								
		3.7	805	2.2	377	19200								
		3.9	763	2.3	357	19200								
		4.4	681	2.6	319	19200								
		3.8	781	2.3	731	19200	71M2A	101	98	96	93	83	80	290-291
		4.3	693	2.6	649	19200								
		4.7	636	2.8	595	19200								
		5.0	597	3.0	559	19200								

P_1 [kW]		n_2 [Min^{-1}]	M_2 [Nm]	f_B	i_{ges}	F_{R2} [kN]	IE2 / IE3	Kg ~ HC	HX	VC	VX	FC	FX	mm
0.37	616/09	1.4	2157	0.8	649	19200	80M6A	103	101	98	96	85	83	286-287
		1.5	1977	0.9	595	19200								
		1.6	1858	1.0	559	19200								
		1.7	1745	1.0	525	19200								
		1.9	1572	1.1	473	19200								
		2.1	1412	1.3	425	19200								
		2.4	1253	1.4	377	19200								
		2.5	1186	1.5	357	19200								
		2.8	1060	1.7	319	19200								
		3.3	907	2.0	273	19200								
		3.9	768	2.3	231	19200								
		4.6	648	2.4	195	19200								
		5.5	548	2.5	165	19200								
		6.3	475	2.5	143	19200								
		7.4	402	2.5	121	19200								
		8.7	346	2.7	104	19200								
		1.9	1562	1.1	731	19200	71M4B / 71M4C	99	98	94	93	81	80	286-287
		2.2	1386	1.3	649	19200								
		2.4	1271	1.4	595	19200								
		2.5	1194	1.5	559	19200								
		2.7	1122	1.6	525	19200								
		3.0	1010	1.8	473	19200								
		3.3	908	2.0	425	19200								
		3.7	805	2.2	377	19200								
		3.9	763	2.3	357	19200								
		4.4	681	2.6	319	19200								
		3.8	781	2.3	731	19200	71M2A	99	98	94	93	81	80	286-287
		4.3	693	2.6	649	19200								
		4.7	636	2.8	595	19200								
		5.0	597	3.0	559	19200								
		6.6	454	2.9	425	19200								
		7.8	381	2.9	357	19200								
	614/10	2.4	1253	0.8	377	14400	80M6A	63	60	63	59	56	53	282-283
		2.5	1186	0.9	357	14400								
		2.8	1060	1.0	319	14400								
		3.3	907	1.1	273	14400								
		3.9	768	1.3	231	14400								
		4.6	648	1.6	195	14400								
		5.5	548	1.8	165	14400								
		6.3	475	2.1	143	14400								
		7.4	402	2.5	121	14400								
		8.7	346	2.9	104	14400								
		2.5	1194	0.8	559	14400	71M4B / 71M4C	59	57	59	56	52	50	282-283
		2.7	1122	0.9	525	14400								
		3.0	1010	1.0	473	14400								
		3.3	908	1.1	425	14400								
		3.7	805	1.3	377	14400								
		3.9	763	1.3	357	14400								
		4.4	681	1.5	319	14400								
		5.1	583	1.7	273	14400								
		6.1	493	2.0	231	14400								
		7.2	417	2.4	195	14400								
		8.5	352	2.9	165	14400								
		3.8	781	1.3	731	14400	71M2A	59	57	59	56	52	50	282-283
		4.3	693	1.5	649	14400								
		4.7	636	1.6	595	14400								
		5.0	597	1.7	559	14400								
		5.3	561	1.8	525	14400								
		5.9	505	2.0	473	14400								
		6.6	454	2.2	425	14400								
		7.4	403	2.5	377	14400								
		7.8	381	2.6	357	14400								
		8.8	341	3.0	319	14400								
	614/09	2.4	1253	0.8	377	14400	80M6A	62	60	62	59	55	53	278-279
		2.5	1186	0.9	357	14400								
		2.8	1060	1.0	319	14400								
		3.3	907	1.1	273	14400								
		3.9	768	1.3	231	14400								
		4.6	648	1.6	195	14400								
		5.5	548	1.8	165	14400								
		6.3	475	2.1	143	14400								
		7.4	402	2.5	121	14400								
		8.7	346	2.7	104	14400								

P_1 [kW]		n_2 [Min^{-1}]	M_2 [Nm]	f_B	i_{ges}	F_{R2} [kN]	IE2 / IE3	Kg ~ HC	HX	VC	VX	FC	FX	mm
0.37	614/09	2.5	1194	0.8	559	14400	71M4B / 71M4C	58	57	58	56	51	50	278-279
		2.7	1122	0.9	525	14400								
		3.0	1010	1.0	473	14400								
		3.3	908	1.1	425	14400								
		3.7	805	1.3	377	14400								
		3.9	763	1.3	357	14400								
		4.4	681	1.5	319	14400								
		5.1	583	1.7	273	14400								
		6.1	493	2.0	231	14400								
		7.2	417	2.4	195	14400								
		8.5	352	2.9	165	14400								
		3.8	781	1.3	731	14400	71M2A	58	57	58	56	51	50	278-279
		4.3	693	1.5	649	14400								
		4.7	636	1.6	595	14400								
		5.0	597	1.7	559	14400								
		5.3	561	1.8	525	14400								
		5.9	505	2.0	473	14400								
		6.6	454	2.2	425	14400								
		7.4	403	2.5	377	14400								
		7.8	381	2.6	357	14400								
		8.8	341	3.0	319	14400								
	614/08	2.5	1194	0.8	559	14400	71M4B / 71M4C	53	53	52	52	46	46	274-275
		2.7	1122	0.9	525	14400								
		3.0	1010	1.0	473	14400								
		3.3	908	1.1	425	14400								
		3.7	805	1.1	377	14400								
		3.9	763	1.1	357	14400								
		4.4	681	1.1	319	14400								
		5.1	583	1.1	273	14400								
		6.1	493	1.1	231	14400								
		7.2	417	1.1	195	14400								
		8.5	352	1.1	165	14400								
		9.8	305	1.1	143	14400								
		11.6	258	1.1	121	14400								
		13.5	222	1.1	104	14400								
		3.8	781	1.1	731	14400	71M2A	53	53	52	52	46	46	274-275
		4.3	693	1.1	649	14400								
		4.7	636	1.1	595	14400								
		5.0	597	1.1	559	14400								
		5.3	561	1.1	525	14400								
		5.9	505	1.1	473	14400								
		6.6	454	1.1	425	14400								
		7.4	403	1.1	377	14400								
		7.8	381	1.1	357	14400								
		8.8	341	1.1	319	14400								
		10.3	292	1.1	273	14400								
		12.1	247	1.1	231	14400								
		14.4	208	1.1	195	14400								
		17.0	176	1.1	165	14400								
		19.6	153	1.1	143	14400								
		23.1	129	1.1	121	14400								
		26.9	111	1.1	104	14400								
	613/10	3.3	907	0.8	273	12900	80M6A	63	60	63	59	56	53	270-271
		3.9	768	1.0	231	12900								
		4.6	648	1.2	195	12900								
		5.5	548	1.4	165	12900								
		6.3	475	1.6	143	12900								
		7.4	402	1.9	121	12900								
		8.7	346	2.2	104	12900								
		3.3	908	0.8	425	12900	71M4B / 71M4C	59	57	59	56	52	50	270-271
		3.7	805	0.9	377	12900								
		3.9	763	1.0	357	12900								
		4.4	681	1.1	319	12900								
		5.1	583	1.3	273	12900								
		6.1	493	1.5	231	12900								
		7.2	417	1.8	195	12900								
		8.5	352	2.1	165	12900								
		9.8	305	2.5	143	12900								
		11.6	258	2,9	121	12900								

P_1 [kW]		n_2 [Min^{-1}]	M_2 [Nm]	f_B	i_{ges}	F_{R2} [kN]	IE2 / IE3	Kg ~ HC	HX	VC	VX	FC	FX	mm
0.37	613/10	3.8	781	1.0	731	12900	71M2A	59	57	59	56	52	50	270-271
		4.3	693	1.1	649	12900								
		4.7	636	1.2	595	12900								
		5.0	597	1.3	559	12900								
		5.3	561	1.3	525	12900								
		5.9	505	1.5	473	12900								
		6.6	454	1.6	425	12900								
		7.4	403	1.9	377	12900								
		7.8	381	2.0	357	12900								
		8.8	341	2.2	319	12900								
		10.3	292	2.6	273	12900								
	613/09	3.3	907	0.8	273	12900	80M6A	62	60	62	59	55	53	266-267
		3.9	768	1.0	231	12900								
		4.6	648	1.2	195	12900								
		5.5	548	1.4	165	12900								
		6.3	475	1.6	143	12900								
		7.4	402	1.9	121	12900								
		8.7	346	2.2	104	12900								
		3.3	908	0.8	425	12900	71M4B / 71M4C	58	57	58	56	51	50	266-267
		3.7	805	0.9	377	12900								
		3.9	763	1.0	357	12900								
		4.4	681	1.1	319	12900								
		5.1	583	1.3	273	12900								
		6.1	493	1.5	231	12900								
		7.2	417	1.8	195	12900								
		8.5	352	2.1	165	12900								
		9.8	305	2.5	143	12900								
		11.6	258	2.9	121	12900								
		3.8	781	1.0	731	12900	71M2A	58	57	58	56	51	50	266-267
		4.3	693	1.1	649	12900								
		4.7	636	1.2	595	12900								
		5.0	597	1.3	559	12900								
		5.3	561	1.3	525	12900								
		5.9	505	1.5	473	12900								
		6.6	454	1.6	425	12900								
		7.4	403	1.9	377	12900								
		7.8	381	2.0	357	12900								
		8.8	341	2.2	319	12900								
		10.3	292	2.6	273	12900								
	613/08	3.3	908	0.8	425	12900	71M4B / 71M4C	54	53	53	52	47	46	262-263
		3.7	805	0.9	377	12900								
		3.9	763	1.0	357	12900								
		4.4	681	1.1	319	12900								
		5.1	583	1.1	273	12900								
		6.1	493	1.1	231	12900								
		7.2	417	1.1	195	12900								
		8.5	352	1.1	165	12900								
		9.8	305	1.1	143	12900								
		11.6	258	1.1	121	12900								
		13.5	222	1.1	104	12900								
		3.8	781	1.0	731	12900	71M2A	54	53	53	52	47	46	262-263
		4.3	693	1.1	649	12900								
		4.7	636	1.1	595	12900								
		5.0	597	1.1	559	12900								
		5.3	561	1.1	525	12900								
		5.9	505	1.1	473	12900								
		6.6	454	1.1	425	12900								
		7.4	403	1.1	377	12900								
		7.8	381	1.1	357	12900								
		8.8	341	1.1	319	12900								
		10.3	292	1.1	273	12900								
		12.1	247	1.1	231	12900								
		14.4	208	1.1	195	12900								
		17.0	176	1.1	165	12900								
		19.6	153	1.1	143	12900								
		23.1	129	1.1	121	12500								
		26.9	111	1.1	104	11900								
	613	10.3	314	2.6	87	12900	80M6A	63	57	62	56	56	50	188-189
	612	10.3	314	1.8	87	9620	80M6A	44	40	42	38	39	35	184-185
		12.7	256	2.1	71	9620								
		15.3	213	2.6	59	9620								
		17.6	184	3.0	51	9620								

P_1 [kW]		n_2 [Min^{-1}]	M_2 [Nm]	f_B	i_{ges}	F_{R2} [kN]	IE2 / IE3	Kg ~ HC	HX	VC	VX	FC	FX	mm
0.37	612	16.1 19.7	202 165	2.5 2.8	87 71	9620 9620	71M4B / 71M4C	41	35	39	33	36	30	184-185
		32.2 39.4	101 82	2.5 2.8	87 71	9620 9010	71M2A	41	35	39	33	36	30	184-185
	611/09	5.5 6.3 7.4 8.7	548 475 402 346	0.9 1.1 1.2 1.4	165 143 121 104	8460 8460 8460 8460	80M6A	47	44	46	43	43	40	258-259
		5.1 6.1 7.2 8.5 9.8 11.6 13.5	583 493 417 352 305 258 222	0.9 1.0 1.2 1.4 1.6 1.9 2.1	273 231 195 165 143 121 104	8460 8460 8460 8460 8460 8460 8460	71M4B / 71M4C	43	41	42	40	39	37	258-259
		5.0 5.3 5.9 6.6 7.4 7.8 8.8 10.3 12.1 17.0 19.6 23.1 26.9	597 561 505 454 403 381 341 292 247 176 153 129 111	0.8 0.9 1.0 1.0 1.0 1.0 1.0 1.0 1.0 1.0 1.0 1.0 1.0	559 525 473 425 377 357 319 273 231 165 143 121 104	8460 8460 8460 8460 8460 8460 8460 8460 8460 8460 8460 8460 8460	71M2A	43	41	42	40	39	37	258-259
	611/08	5.1 6.1 7.2 8.5 9.8 11.6 13.5	583 493 417 352 305 258 222	0.9 1.0 1.0 1.0 1.0 1.0 1.0	273 231 195 165 143 121 104	8460 8460 8460 8460 8460 8460 8460	71M4B / 71M4C	37	37	36	36	33	33	254-255
		5.0 5.3 5.9 6.6 7.4 7.8 8.8 10.3 12.1 17.0 19.6 23.1 26.9	597 561 505 454 403 381 341 292 247 176 153 129 111	0.8 0.9 1.0 1.0 1.0 1.0 1.0 1.0 1.0 1.0 1.0 1.0 1.0	559 525 473 425 377 357 319 273 231 165 143 121 104	8460 8460 8460 8460 8460 8460 8460 8460 8460 8460 8460 8460 8460	71M2A	37	37	36	36	33	33	254-255
	611	10.3 12.7 15.3 17.6	314 256 213 184	1.8 2.0 2.5 3.0	87 71 59 51	8460 8460 8460 8460	80M6A	43	39	42	38	39	35	180-181
		16.1 19.7	202 165	2.5 2.6	87 71	8460 8460	71M4B / 71M4C	40	34	39	33	36	30	180-181
		32.2 39.4	101 82	2.5 2.6	87 71	8460 8460	71M2A	40	34	39	33	36	30	180-181
	610/08	13.5	222	0.9	104	5290	71M4B / 71M4C	27	26	25	24	24	23	250-251
		10.3 12.1 14.4 17.0 19.6 23.1 26.9	292 247 208 176 153 129 111	0.9 1.0 1.0 1.0 1.0 1.0 1.0	273 231 195 165 143 121 104	5290 5290 5290 5290 5290 5290 5290	71M2A	27	26	25	24	24	23	250-251

P_1 [kW]		n_2 [Min^{-1}]	M_2 [Nm]	f_B	i_{ges}	F_{R2} [kN]	IE2 / IE3	Kg ~ HC	HX	VC	VX	FC	FX	mm
0.37	610	10.3 12.7 15.3 17.6 20.9 25.7 31.0	314 256 213 184 155 126 105	0.9 1.0 1.2 1.4 1.8 2.1 2.6	87 71 59 51 43 35 29	5290 5290 5290 5290 5290 5290 5290	80M6A	30	27	28	25	27	24	176-177
		16.1 19.7 23.7 27.5 32.6 40.0	202 165 137 118 100 81	1.3 1.3 1.6 1.8 2.5 2.8	87 71 59 51 43 35	5290 5290 5290 5290 5290 5290	71M4B / 71M4C	26	24	24	22	23	21	176-177
		32.2 39.4 47.5 54.9 65.1 80.0	101 82 68 59 50 41	1.3 1.3 1.6 1.8 2.5 2.8	87 71 59 51 43 35	5290 5290 5290 5290 5290 5290	71M2A	26	24	24	22	23	21	176-177
	609	20.9 25.7 31.0 36.0 42.9 52.9 60.0 69.2 81.8 112.5 150.0	155 126 105 90 76 61 54 47 40 29 22	0.9 1.1 1.3 1.5 1.8 2.2 2.3 2.4 2.5 2.7 2.7	43 35 29 25 21 17 15 13 11 8 6	3280 3280 3280 3280 3280 3280 3280 3280 3280 3190 2890	80M6A	29	25	27	23	26	22	172-173
		23.7 27.5 32.6 40.0 48.3 56.0 66.7 82.4	137 118 100 81 67 58 49 39	0.9 1.0 1.3 1.5 1.8 2.0 2.6 2.9	59 51 43 35 29 25 21 17	3280 3280 3280 3280 3280 3280 3280 3280	71M4B / 71M4C	25	22	23	20	22	19	172-173
		47.5 54.9 65.1 80.0 96.6 112.0 133.3 164.7	68 59 50 41 34 29 24 20	0.9 1.0 1.3 1.5 1.8 2.0 2.6 2.9	59 51 43 35 29 25 21 17	3280 3280 3280 3280 3280 3230 3040 2830	71M2A	25	22	23	20	22	19	172-173
	608	66.7 82.4 93.3 107.7 127.3 175.0 233.3	49 39 35 30 26 19 14	1.1 1.1 1.1 1.1 1.1 1.1 1.1	21 17 15 13 11 8 6	1740 1740 1740 1740 1650 1480 1340	71M4B / 71M4C	15	14	17	16	15	14	168-169
		133.3 164.7 186.7 215.4 254.5 350.0 466.7	24 20 17 15 13 9 7	1.1 1.1 1.1 1.1 1.1 1.1 1.1	21 17 15 13 11 8 6	1630 1510 1450 1380 1300 1180 1070	71M2A	15	14	17	16	15	14	168-169
0.55	620/13	1.2 1.4	3611 3206	2.3 2.6	731 649	67800 67800	80M6B	295	287	283	275	268	260	330-331
	620/11	1.2 1.4	3611 3206	2.3 2.6	731 649	67800 67800	80M6B	280	277	268	265	253	250	326-327
	619/13	1.2 1.4 1.5 1.6 1.7	3611 3206 2939 2761 2593	2.0 2.2 2.4 2.6 2.7	731 649 595 559 525	51000 51000 51000 51000 51000	80M6B	270	264	255	249	225	219	322-323

P_1 [kW]		n_2 [Min^{-1}]	M_2 [Nm]	f_B	i_{ges}	F_{R2} [kN]	IE2 / IE3	Kg ~ HC	HX	VC	VX	FC	FX	mm
0.55	619/11	1.2	3611	2.0	731	51000	80M6B	259	257	244	242	214	212	318-319
		1.4	3206	2.2	649	51000								
		1.5	2939	2.4	595	51000								
		1.6	2761	2.6	559	51000								
		1.7	2593	2.7	525	51000								
	618/13	1.2	3611	1.1	731	36600	80M6B	205	197	192	184	172	164	314-315
		1.4	3206	1.2	649	36600								
		1.5	2939	1.4	595	36600								
		1.6	2761	1.4	559	36600								
		1.7	2593	1.5	525	36600								
		1.9	2336	1.7	473	36600								
		2.1	2099	1.9	425	36600								
		2.4	1862	2.1	377	36600								
		2.5	1763	2.3	357	36600								
		2.8	1576	2.5	319	36600								
		3.3	1349	3.0	273	36600								
		1.9	2321	1.7	731	36600	80M4B / 80M4C	205	197	192	184	172	164	314-315
		2.2	2061	1.9	649	36600								
		2.4	1889	2.1	595	36600								
		2.5	1775	2.2	559	36600								
		2.7	1667	2.4	525	36600								
		3.0	1502	2.6	473	36600								
		3.3	1350	2.9	425	36600								
	618/10	1.2	3611	1.1	731	36600	80M6B	183	190	170	177	150	157	310-311
		1.4	3206	1.2	649	36600								
		1.5	2939	1.4	595	36600								
		1.6	2761	1.4	559	36600								
		1.7	2593	1.5	525	36600								
		1.9	2336	1.7	473	36600								
		2.1	2099	1.9	425	36600								
		2.4	1862	2.1	377	36600								
		2.5	1763	2.3	357	36600								
		2.8	1576	2.5	319	36600								
		3.3	1349	3.0	273	36600								
		1.9	2321	1.7	731	36600	80M4B / 80M4C	183	190	170	177	150	157	310-311
		2.2	2061	1.9	649	36600								
		2.4	1889	2.1	595	36600								
		2.5	1775	2.2	559	36600								
		2.7	1667	2.4	525	36600								
		3.0	1502	2.6	473	36600								
		3.3	1350	2.9	425	36600								
	617/11	1.4	3206	0.8	649	27000	80M6B	149	143	149	143	120	114	306-307
		1.5	2939	0.9	595	27000								
		1.6	2761	1.0	559	27000								
		1.7	2593	1.0	525	27000								
		1.9	2336	1.2	473	27000								
		2.1	2099	1.3	425	27000								
		2.4	1862	1.4	377	27000								
		2.5	1763	1.5	357	27000								
		2.8	1576	1.7	319	27000								
		3.3	1349	2.0	273	27000								
		3.9	1141	2.4	231	27000								
		4.6	963	2.8	195	27000								
		1.9	2321	1.2	731	27000	80M4B / 80M4C	149	143	149	143	120	114	306-307
		2.2	2061	1.3	649	27000								
		2.4	1889	1.4	595	27000								
		2.5	1775	1.5	559	27000								
		2.7	1667	1.6	525	27000								
		3.0	1502	1.8	473	27000								
		3.3	1350	2.0	425	27000								
		3.7	1197	2.2	377	27000								
		3.9	1134	2.4	357	27000								
		4.4	1013	2.7	319	27000								
		3.8	1161	2.3	731	27000	71M2B	146	138	146	138	117	109	306-307
		4.3	1030	2.6	649	27000								
		4.7	945	2.8	595	27000								

P_1 [kW]		n_2 [Min^{-1}]	M_2 [Nm]	f_B	i_{ges}	F_{R2} [kN]	IE2 / IE3	Kg ~ HC	HX	VC	VX	FC	FX	mm
0.55	617/10	1.4	3206	0.8	649	27000	80M6B	139	135	139	135	110	106	302-303
		1.5	2939	0.9	595	27000								
		1.6	2761	1.0	559	27000								
		1.7	2593	1.0	525	27000								
		1.9	2336	1.2	473	27000								
		2.1	2099	1.3	425	27000								
		2.4	1862	1.4	377	27000								
		2.5	1763	1.5	357	27000								
		2.8	1576	1.7	319	27000								
		3.3	1349	2.0	273	27000								
		3.9	1141	2.4	231	27000								
		4.6	963	2.8	195	27000								
		1.9	2321	1.2	731	27000	80M4B / 80M4C	139	135	139	135	110	106	302-303
		2.2	2061	1.3	649	27000								
		2.4	1889	1.4	595	27000								
		2.5	1775	1.5	559	27000								
		2.7	1667	1.6	525	27000								
		3.0	1502	1.8	473	27000								
		3.3	1350	2.0	425	27000								
		3.7	1197	2.2	377	27000								
		3.9	1134	2.4	357	27000								
		4.4	1013	2.7	319	27000								
		3.8	1161	2.3	731	27000	71M2B	135	131	135	131	106	102	302-303
		4.3	1030	2.6	649	27000								
		4.7	945	2.8	595	27000								
	617/09	1.4	3206	0.8	649	27000	80M6B	137	135	137	135	108	106	298-299
		1.5	2939	0.9	595	27000								
		1.6	2761	1.0	559	27000								
		1.7	2593	1.0	525	27000								
		1.9	2336	1.2	473	27000								
		2.1	2099	1.3	425	27000								
		2.4	1862	1.4	377	27000								
		2.5	1763	1.5	357	27000								
		2.8	1576	1.7	319	27000								
		3.3	1349	1.6	273	27000								
		3.9	1141	1.7	231	27000								
		4.6	963	1.6	195	27000								
		5.5	815	1.7	165	27000								
		6.3	706	1.7	143	27000								
		7.4	598	1.7	121	27000								
		8.7	514	1.8	104	27000								
		1.9	2321	1.2	731	27000	80M4B / 80M4C	137	135	137	135	108	106	298-299
		2.2	2061	1.3	649	27000								
		2.4	1889	1.4	595	27000								
		2.5	1775	1.5	559	27000								
		2.7	1667	1.6	525	27000								
		3.0	1502	1.8	473	27000								
		3.3	1350	1.9	425	27000								
		3.7	1197	2.2	377	27000								
		3.9	1134	1.9	357	27000								
		4.4	1013	2.2	319	27000								
		5.1	867	2.2	273	27000								
		6.1	734	2.2	231	27000								
		7.2	619	2.2	195	27000								
		8.5	524	2.2	165	27000								
		9.8	454	2.2	143	27000								
		11.6	384	2.2	121	27000								
		13.5	330	2.4	104	27000								
		3.8	1161	1.9	731	27000	71M2B	133	131	133	131	104	102	298-299
		4.3	1030	2.2	649	27000								
		4.7	945	1.9	595	27000								
		5.0	888	2.2	559	27000								
		5.3	834	2.2	525	27000								
		5.9	751	2.2	473	27000								
		6.6	675	1.9	425	27000								
		7.4	599	2.2	377	27000								
		7.8	567	1.9	357	27000								
		8.8	506	2.2	319	27000								
		10.3	433	2.2	273	27000								
		12.1	367	2.2	231	27000								
		14.4	310	2.2	195	27000								
		17.0	262	2.2	165	26500								
		19.6	227	2.2	143	25200								
		23.1	192	2.2	121	23800								
		26.9	165	2.4	104	22600								

P_1 [kW]		n_2 [Min^{-1}]	M_2 [Nm]	f_B	i_{ges}	F_{R2} [kN]	IE2 / IE3	Kg ~ HC	HX	VC	VX	FC	FX	mm
0.55	616/11	2.1	2099	0.8	425	19200	80M6B	114	109	109	104	96	91	294-295
		2.4	1862	1.0	377	19200								
		2.5	1763	1.0	357	19200								
		2.8	1576	1.1	319	19200								
		3.3	1349	1.3	273	19200								
		3.9	1141	1.6	231	19200								
		4.6	963	1.8	195	19200								
		5.5	815	2.2	165	19200								
		6.3	706	2.5	143	19200								
		7.4	598	3.0	121	19200								
		2.2	2061	0.9	649	19200	80M4B / 80M4C	114	109	109	104	96	91	294-295
		2.4	1889	0.9	595	19200								
		2.5	1775	1.0	559	19200								
		2.7	1667	1.1	525	19200								
		3.0	1502	1.2	473	19200								
		3.3	1350	1.3	425	19200								
		3.7	1197	1.5	377	19200								
		3.9	1134	1.6	357	19200								
		4.4	1013	1.8	319	19200								
		5.1	867	2.1	273	19200								
		6.1	734	2.4	231	19200								
		7.2	619	2.9	195	19200								
		3.8	1161	1.5	731	19200	71M2B	111	104	106	99	93	86	294-295
		4.3	1030	1.7	649	19200								
		4.7	945	1.9	595	19200								
		5.0	888	2.0	559	19200								
		5.3	834	2.1	525	19200								
		5.9	751	2.4	473	19200								
		6.6	675	2.6	425	19200								
		7.4	599	3.0	377	19200								
	616/10	2.1	2099	0.8	425	19200	80M6B	105	101	100	96	87	83	290-291
		2.4	1862	1.0	377	19200								
		2.5	1763	1.0	357	19200								
		2.8	1576	1.1	319	19200								
		3.3	1349	1.3	273	19200								
		3.9	1141	1.6	231	19200								
		4.6	963	1.8	195	19200								
		5.5	815	2.2	165	19200								
		6.3	706	2.5	143	19200								
		7.4	598	2.9	121	19200								
		2.2	2061	0.9	649	19200	80M4B / 80M4C	105	101	100	96	87	83	290-291
		2.4	1889	0.9	595	19200								
		2.5	1775	1.0	559	19200								
		2.7	1667	1.1	525	19200								
		3.0	1502	1.2	473	19200								
		3.3	1350	1.3	425	19200								
		3.7	1197	1.5	377	19200								
		3.9	1134	1.6	357	19200								
		4.4	1013	1.8	319	19200								
		5.1	867	2.1	273	19200								
		6.1	734	2.4	231	19200								
		7.2	619	2.9	195	19200								
		3.8	1161	1.5	731	19200	71M2B	101	98	96	93	83	80	290-291
		4.3	1030	1.7	649	19200								
		4.7	945	1.9	595	19200								
		5.0	888	2.0	559	19200								
		5.3	834	2.1	525	19200								
		5.9	751	2.4	473	19200								
		6.6	675	2.6	425	19200								
		7.4	599	3.0	377	19200								
	616/09	2.1	2099	0.8	425	19200	80M6B	103	101	98	96	85	83	286-287
		2.4	1862	1.0	377	19200								
		2.5	1763	1.0	357	19200								
		2.8	1576	1.1	319	19200								
		3.3	1349	1.3	273	19200								
		3.9	1141	1.6	231	19200								
		4.6	963	1.6	195	19200								
		5.5	815	1.7	165	19200								
		6.3	706	1.7	143	19200								
		7.4	598	1.7	121	19200								
		8.7	514	1.8	104	19200								

P_1 [kW]		n_2 [Min^{-1}]	M_2 [Nm]	f_B	i_{ges}	F_{R2} [kN]	IE2 / IE3	Kg ~ HC	HX	VC	VX	FC	FX	mm
0.55	616/09	2.2	2061	0.9	649	19200	80M4B / 80M4C	103	101	98	96	85	83	286-287
		2.4	1889	0.9	595	19200								
		2.5	1775	1.0	559	19200								
		2.7	1667	1.1	525	19200								
		3.0	1502	1.2	473	19200								
		3.3	1350	1.3	425	19200								
		3.7	1197	1.5	377	19200								
		3.9	1134	1.6	357	19200								
		4.4	1013	1.8	319	19200								
		5.1	867	2.1	273	19200								
		6.1	734	2.2	231	19200								
		7.2	619	2.2	195	19200								
		8.5	524	2.2	165	19200								
		9.8	454	2.2	143	19200								
		11.6	384	2.2	121	19200								
		13.5	330	2.4	104	19200								
		3.8	1161	1.5	731	19200	71M2B	99	98	94	93	81	80	286-287
		4.3	1030	1.7	649	19200								
		4.7	945	1.9	595	19200								
		5.0	888	2.0	559	19200								
		5.3	834	2.1	525	19200								
		5.9	751	2.2	473	19200								
		6.6	675	1.9	425	19200								
		7.4	599	2.2	377	19200								
		7.8	567	1.9	357	19200								
		8.8	506	2.2	319	19200								
		10.3	433	2.2	273	19200								
		12.1	367	2.2	231	19200								
		14.4	310	2.2	195	19200								
		17.0	262	2.2	165	19200								
		19.6	227	2.2	143	19200								
		23.1	192	2.2	121	19200								
		26.9	165	2.4	104	19000								
	614/10	3.9	1141	0.9	231	14400	80M6B	63	60	63	59	56	53	282-283
		4.6	963	1.0	195	14400								
		5.5	815	1.2	165	14400								
		6.3	706	1.4	143	14400								
		7.4	598	1.7	121	14400								
		8.7	514	2.0	104	14400								
		3.7	1197	0.8	377	14400	80M4B / 80M4C	63	60	63	59	56	53	282-283
		3.9	1134	0.9	357	14400								
		4.4	1013	1.0	319	14400								
		5.1	867	1.2	273	14400								
		6.1	734	1.4	231	14400								
		7.2	619	1.6	195	14400								
		8.5	524	1.9	165	14400								
		9.8	454	2.2	143	14400								
		11.6	384	2.6	121	14400								
		3.8	1161	0.9	731	14400	71M2B	59	57	59	56	52	50	282-283
		4.3	1030	1.0	649	14400								
		4.7	945	1.1	595	14400								
		5.0	888	1.1	559	14400								
		5.3	834	1.2	525	14400								
		5.9	751	1.3	473	14400								
		6.6	675	1.5	425	14400								
		7.4	599	1.7	377	14400								
		7.8	567	1.8	357	14400								
		8.8	506	2.0	319	14400								
		10.3	433	2.3	273	14400								
		12.1	367	2.8	231	14400								
	614/09	3.9	1141	0.9	231	14400	80M6B	62	60	62	59	55	53	278-279
		4.6	963	1.0	195	14400								
		5.5	815	1.2	165	14400								
		6.3	706	1.4	143	14400								
		7.4	598	1.7	121	14400								
		8.7	514	1.8	104	14400								

P_1 [kW]		n_2 [Min^{-1}]	M_2 [Nm]	f_B	i_{ges}	F_{R2} [kN]	IE2 / IE3	Kg ~ HC	HX	VC	VX	FC	FX	mm
0.55	614/09	3.7	1197	0.8	377	14400	80M4B / 80M4C	62	60	62	59	55	53	278-279
		3.9	1134	0.9	357	14400								
		4.4	1013	1.0	319	14400								
		5.1	867	1.2	273	14400								
		6.1	734	1.4	231	14400								
		7.2	619	1.6	195	14400								
		8.5	524	1.9	165	14400								
		9.8	454	2.2	143	14400								
		11.6	384	2.2	121	14400								
		13.5	330	2.4	104	14400								
		3.8	1161	0.9	731	14400	71M2B	58	57	58	56	51	50	278-279
		4.3	1030	1.0	649	14400								
		4.7	945	1.1	595	14400								
		5.0	888	1.1	559	14400								
		5.3	834	1.2	525	14400								
		5.9	751	1.3	473	14400								
		6.6	675	1.5	425	14400								
		7.4	599	1.7	377	14400								
		7.8	567	1.8	357	14400								
		8.8	506	2.0	319	14400								
		10.3	433	2.2	273	14400								
		12.1	367	2.2	231	14400								
		14.4	310	2.2	195	14400								
		17.0	262	2.2	165	14400								
		19.6	227	2.2	143	14400								
		23.1	192	2.2	121	14400								
		26.9	165	2.4	104	14400								
	614	10.3	467	2.4	87	14400	80M6B	64	58	63	57	57	51	192-193
		12.7	381	2.9	71	14400								
	613/10	5.5	815	0.9	165	12900	80M6B	63	60	63	59	56	53	270-271
		6.3	706	1.1	143	12900								
		7.4	598	1.3	121	12900								
		8.7	514	1.5	104	12900								
		5.1	867	0.9	273	12900	80M4B / 80M4C	63	60	63	59	56	53	270-271
		6.1	734	1.0	231	12900								
		7.2	619	1.2	195	12900								
		8.5	524	1.4	165	12900								
		9.8	454	1.6	143	12900								
		11.6	384	1.9	121	12900								
		13.5	330	2.3	104	12900								
		5.0	888	0.8	559	12900	71M2B	59	57	59	56	52	50	270-271
		5.3	834	0.9	525	12900								
		5.9	751	1.0	473	12900								
		6.6	675	1.1	425	12900								
		7.4	599	1.3	377	12900								
		7.8	567	1.3	357	12900								
		8.8	506	1.5	319	12900								
		10.3	433	1.7	273	12900								
		12.1	367	2.0	231	12900								
		14.4	310	2.4	195	12900								
		17.0	262	2.9	165	12900								
	613/09	5.5	815	0.9	165	12900	80M6B	62	60	62	59	55	53	266-267
		6.3	706	1.1	143	12900								
		7.4	598	1.3	121	12900								
		8.7	514	1.5	104	12900								
		5.1	867	0.9	273	12900	80M4B / 80M4C	62	60	62	59	55	53	266-267
		6.1	734	1.0	231	12900								
		7.2	619	1.2	195	12900								
		8.5	524	1.4	165	12900								
		9.8	454	1.6	143	12900								
		11.6	384	1.9	121	12900								
		13.5	330	2.3	104	12900								

P_1 [kW]		n_2 [Min^{-1}]	M_2 [Nm]	f_B	i_{ges}	F_{R2} [kN]	IE2 / IE3	~ Kg HC	HX	VC	VX	FC	FX	mm
0.55	613/09	5.0 5.3 5.9 6.6 7.4 7.8 8.8 10.3 12.1 14.4 17.0 19.6 23.1 26.9	888 834 751 675 599 567 506 433 367 310 262 227 192 165	0.8 0.9 1.0 1.1 1.3 1.3 1.5 1.7 2.0 2.1 2.1 2.1 2.1 2.3	559 525 473 425 377 357 319 273 231 195 165 143 121 104	12900 12900 12900 12900 12900 12900 12900 12900 12900 12900 12900 12900 12500 11900	71M2B	58	57	58	56	51	50	266-267
	613	10.3 12.7 15.3	467 381 317	1.8 2.2 2.6	87 71 59	12900 12900 12900	80M6B	63	57	62	56	56	50	188-189
		16.1	300	2.6	87	12900	80M4B / 80M4C	63	57	62	56	56	50	188-189
	612	10.3 12.7 15.3 17.6 20.9 25.7	467 381 317 274 231 188	1.2 1.4 1.7 2.0 2.4 2.9	87 71 59 51 43 35	9620 9620 9620 9620 9620 9620	80M6B	44	40	42	38	39	35	184-185
		16.1 19.7 23.7	300 245 204	1.7 1.9 2.5	87 71 59	9620 9620 9620	80M4B / 80M4C	44	40	42	38	39	35	184-185
		32.2 39.4 47.5	150 123 102	1.7 1.9 2.5	87 71 59	9620 9010 8470	71M2B	41	35	39	33	36	30	184-185
	611/09	7.4 8.7	598 514	0.8 1.0	121 104	8460 8460	80M6B	47	44	46	43	43	40	258-259
		7.2 8.5 9.8 11.6 13.5	619 524 454 384 330	0.8 1.0 1.1 1.3 1.4	195 165 143 121 104	8460 8460 8460 8460 8460	80M4B / 80M4C	47	44	46	43	43	40	258-259
	611	10.3 12.7 15.3 17.6 20.9 25.7	467 381 317 274 231 188	1.2 1.3 1.7 2.0 2.4 2.9	87 71 59 51 43 35	8460 8460 8460 8460 8460 8460	80M6B	43	39	42	38	39	35	180-181
		16.1 19.7 23.7	300 245 204	1.7 1.7 2.5	87 71 59	8460 8460 8460	80M4B / 80M4C	43	39	42	38	39	35	180-181
		32.2 39.4 47.5	150 123 102	1.7 1.7 2.5	87 71 59	8460 8460 8460	71M2B	40	34	39	33	36	30	180-181
	610	15.3 17.6 20.9 25.7 31.0 36.0 42.9	317 274 231 188 156 134 113	0.8 0.9 1.2 1.4 1.8 2.1 2.4	59 51 43 35 29 25 21	5290 5290 5290 5290 5290 5290 5290	80M6B	30	27	28	25	27	24	176-177
		16.1 19.7 23.7 27.5 32.6 40.0 48.3 56.0	300 245 204 176 148 121 100 86	0.9 0.9 1.1 1.2 1.7 1.9 2.5 2.7	87 71 59 51 43 35 29 25	5290 5290 5290 5290 5290 5290 5290 5290	80M4B / 80M4C	30	27	28	25	27	24	176-177

P_1 [kW]		n_2 [Min^{-1}]	M_2 [Nm]	f_B	i_{ges}	F_{R2} [kN]	IE2 / IE3	Kg ~ HC	HX	VC	VX	FC	FX	mm
0.55	610	32.2 39.4 47.5 54.9 65.1 80.0 96.6 112.0	150 123 102 88 74 60 50 43	0.9 0.9 1.1 1.2 1.7 1.9 2.5 2.7	87 71 59 51 43 35 29 25	5290 5290 5290 5290 5290 5290 5290 5080	71M2B	26	24	24	22	23	21	176-177
	609	31.0 36.0 42.9 52.9 60.0 69.2 81.8 112.5 150.0	156 134 113 91 81 70 59 43 32	0.9 1.0 1.2 1.5 1.6 1.6 1.7 1.8 1.8	29 25 21 17 15 13 11 8 6	3280 3280 3280 3280 3280 3280 3280 3190 2890	80M6B	29	25	27	23	26	22	172-173
		32.6 40.0 48.3 56.0 66.7 82.4 93.3 107.7 127.3 175.0 233.3	148 121 100 86 72 59 52 45 38 28 21	0.9 1.0 1.2 1.3 1.7 1.9 2.1 2.2 2.2 2.4 2.4	43 35 29 25 21 17 15 13 11 8 6	3280 3280 3280 3280 3280 3280 3280 3270 3090 2780 2530	80M4B / 80M4C	29	25	27	23	26	22	172-173
		65.1 80.0 96.6 112.0 133.3 164.7 186.7 215.4 254.5 350.0 466.7	74 60 50 43 36 29 26 22 19 14 10	0.9 1.0 1.2 1.3 1.7 1.9 2.1 2.2 2.2 2.4 2.4	43 35 29 25 21 17 15 13 11 8 6	3280 3280 3280 3230 3040 2830 2730 2600 2450 2210 2000	71M2B	25	22	23	20	22	19	172-173
0.75	622/13	1.2	4924	2.8	731	142000	90S6B / 90L6C	453	446	440	433	410	403	342-343
	621/16	1.2 1.4 1.6	4924 4372 3765	2.3 2.5 2.9	731 649 559	84400 84400 84400	90S6B / 90L6C	402	391	380	369	361	350	338-339
	621/13	1.2 1.4 1.6	4924 4372 3765	2.3 2.5 2.9	731 649 559	84400 84400 84400	90S6B / 90L6C	378	371	356	349	337	330	334-335
	620/13	1.2 1.4 1.6 1.9 2.4 2.5	4924 4372 3765 3186 2539 2405	1.7 1.9 2.2 2.6 2.8 3.0	731 649 559 473 377 357	67800 67800 67800 67800 67800 67800	90S6B / 90L6C	298	290	286	278	271	263	330-331
		1.9 2.2	3165 2810	2.6 3.0	731 649	67800 67800	80M4C / 80M4D	295	287	283	275	268	260	330-331
	620/11	1.2 1.4 1.6 1.9 2.4 2.5	4924 4372 3765 3186 2539 2405	1.7 1.9 2.2 2.6 2.8 3.0	731 649 559 473 377 357	67800 67800 67800 67800 67800 67800	90S6B / 90L6C	283	280	271	268	256	253	326-327
		1.9 2.2	3165 2810	2.6 3.0	731 649	67800 67800	80M4C / 80M4D	280	277	268	265	253	250	326-327

P_1 [kW]		n_2 [Min^{-1}]	M_2 [Nm]	f_B	i_{ges}	F_{R2} [kN]	IE2 / IE3	Kg ~ HC	HX	VC	VX	FC	FX	mm
0.75	619/13	1.2 1.4 1.5 1.6 1.7 1.9 2.1 2.4 2.5	4924 4372 4008 3765 3536 3186 2863 2539 2405	1.4 1.6 1.8 1.9 2.0 2.2 2.5 2.8 3.0	731 649 595 559 525 473 425 377 357	51000 51000 51000 51000 51000 51000 51000 51000 51000	90S6B / 90L6C	273	267	258	252	228	222	322-323
		1.9 2.2 2.4 2.5	3165 2810 2576 2421	2.2 2.5 2.8 2.9	731 649 595 559	51000 51000 51000 51000	80M4C / 80M4D	270	264	255	249	225	219	322-323
	619/11	1.2 1.4 1.5 1.6 1.7 1.9 2.1 2.4 2.5	4924 4372 4008 3765 3536 3186 2863 2539 2405	1.4 1.6 1.8 1.9 2.0 2.2 2.5 2.8 3.0	731 649 595 559 525 473 425 377 357	51000 51000 51000 51000 51000 51000 51000 51000 51000	90S6B / 90L6C	262	260	247	245	217	215	318-319
		1.9 2.2 2.4 2.5	3165 2810 2576 2421	2.2 2.5 2.8 2.9	731 649 595 559	51000 51000 51000 51000	80M4C / 80M4D	259	257	244	242	214	212	318-319
	618/13	1.2 1.4 1.5 1.6 1.7 1.9 2.1 2.4 2.5 2.8 3.3 3.9	4924 4372 4008 3765 3536 3186 2863 2539 2405 2149 1839 1556	0.8 0.9 1.0 1.1 1.1 1.2 1.4 1.6 1.7 1.9 2.2 2.6	731 649 595 559 525 473 425 377 357 319 273 231	36600 36600 36600 36600 36600 36600 36600 36600 36600 36600 36600 36600	90S6B / 90L6C	208	200	195	187	175	167	314-315
		1.9 2.2 2.4 2.5 2.7 3.0 3.3 3.7 3.9 4.4	3165 2810 2576 2421 2273 2048 1840 1633 1546 1381	1.3 1.4 1.5 1.6 1.8 1.9 2.2 2.4 2.6 2.9	731 649 595 559 525 473 425 377 357 319	36600 36600 36600 36600 36600 36600 36600 36600 36600 36600	80M4C / 80M4D	205	197	192	184	172	164	314-315
		3.8 4.3	1583 1405	2.5 2.8	731 649	36600 36600	80M2B / 80M2C	205	197	192	184	172	164	314-315
	618/10	1.2 1.4 1.5 1.6 1.7 1.9 2.1 2.4 2.5 2.8 3.3 3.9 4.6 5.5 6.3 7.4 8.7	4924 4372 4008 3765 3536 3186 2863 2539 2405 2149 1839 1556 1314 1111 963 815 701	0.8 0.9 1.0 1.1 1.1 1.2 1.4 1.6 1.7 1.9 2.2 2.6 2.3 2.7 2.7 2.7 2.7	731 649 595 559 525 473 425 377 357 319 273 231 195 165 143 121 104	36600 36600 36600 36600 36600 36600 36600 36600 36600 36600 36600 36600 36600 36600 36600 36600 36600	90S6B / 90L6C	186	193	173	180	153	160	310-311

P_1 [kW]		n_2 [Min^{-1}]	M_2 [Nm]	f_B	i_{ges}	F_{R2} [kN]	IE2 / IE3	Kg ~ HC	HX	VC	VX	FC	FX	mm
0.75	618/10	1.9	3165	1.3	731	36600	80M4C / 80M4D	183	190	170	177	150	157	310-311
		2.2	2810	1.4	649	36600								
		2.4	2576	1.5	595	36600								
		2.5	2421	1.6	559	36600								
		2.7	2273	1.8	525	36600								
		3.0	2048	1.9	473	36600								
		3.3	1840	2.2	425	36600								
		3.7	1633	2.4	377	36600								
		3.9	1546	2.6	357	36600								
		4.4	1381	2.9	319	36600								
		3.8	1583	2.5	731	36600	80M2B / 80M2C	183	190	170	177	150	157	310-311
		4.3	1405	2.8	649	36600								
		4.7	1288	2.9	595	36600								
		6.6	920	2.9	425	36600								
		7.8	773	2.9	357	36600								
	617/11	1.9	3186	0.8	473	27000	90S6B / 90L6C	152	146	152	146	123	117	306-307
		2.1	2863	0.9	425	27000								
		2.4	2539	1.1	377	27000								
		2.5	2405	1.1	357	27000								
		2.8	2149	1.3	319	27000								
		3.3	1839	1.5	273	27000								
		3.9	1556	1.7	231	27000								
		4.6	1314	2.0	195	27000								
		5.5	1111	2.4	165	27000								
		6.3	963	2.8	143	27000								
		1.9	3165	0.8	731	27000	80M4C / 80M4D	149	143	149	143	120	114	306-307
		2.2	2810	1.0	649	27000								
		2.4	2576	1.0	595	27000								
		2.5	2421	1.1	559	27000								
		2.7	2273	1.2	525	27000								
		3.0	2048	1.3	473	27000								
		3.3	1840	1.5	425	27000								
		3.7	1633	1.6	377	27000								
		3.9	1546	1.7	357	27000								
		4.4	1381	1.9	319	27000								
		5.1	1182	2.3	273	27000								
		6.1	1000	2.7	231	27000								
		3.8	1583	1.7	731	27000	80M2B / 80M2C	149	143	149	143	120	114	306-307
		4.3	1405	1.9	649	27000								
		4.7	1288	2.1	595	27000								
		5.0	1210	2.2	559	27000								
		5.3	1137	2.4	525	27000								
		5.9	1024	2.6	473	27000								
		6.6	920	2.9	425	27000								
	617/10	1.9	3186	0.8	473	27000	90S6B / 90L6C	142	138	142	138	113	109	302-303
		2.1	2863	0.9	425	27000								
		2.4	2539	1.1	377	27000								
		2.5	2405	1.1	357	27000								
		2.8	2149	1.3	319	27000								
		3.3	1839	1.5	273	27000								
		3.9	1556	1.7	231	27000								
		4.6	1314	2.0	195	27000								
		5.5	1111	2.4	165	27000								
		6.3	963	2.7	143	27000								
		7.4	815	2.7	121	27000								
		8.7	701	2.7	104	27000								
		1.9	3165	0.8	731	27000	80M4C / 80M4D	139	135	139	135	110	106	302-303
		2.2	2810	1.0	649	27000								
		2.4	2576	1.0	595	27000								
		2.5	2421	1.1	559	27000								
		2.7	2273	1.2	525	27000								
		3.0	2048	1.3	473	27000								
		3.3	1840	1.5	425	27000								
		3.7	1633	1.6	377	27000								
		3.9	1546	1.7	357	27000								
		4.4	1381	1.9	319	27000								
		5.1	1182	2.3	273	27000								
		6.1	1000	2.7	231	27000								

P_1 [kW]		n_2 [Min^{-1}]	M_2 [Nm]	f_B	i_{ges}	F_{R2} [kN]	IE2 / IE3	Kg ~ HC	HX	VC	VX	FC	FX	mm
0.75	617/10	3.8	1583	1.7	731	27000	80M2B / 80M2C	139	135	139	135	110	106	302-303
		4.3	1405	1.9	649	27000								
		4.7	1288	2.1	595	27000								
		5.0	1210	2.2	559	27000								
		5.3	1137	2.4	525	27000								
		5.9	1024	2.6	473	27000								
		6.6	920	2.9	425	27000								
		7.8	773	2.9	357	27000								
	617/09	1.9	3186	0.8	473	27000	90S6B / 90L6C	140	138	140	138	111	109	298-299
		2.1	2863	0.9	425	27000								
		2.4	2539	1.1	377	27000								
		2.5	2405	1.1	357	27000								
		2.8	2149	1.2	319	27000								
		3.3	1839	1.2	273	27000								
		3.9	1556	1.2	231	27000								
		4.6	1314	1.2	195	27000								
		5.5	1111	1.2	165	27000								
		6.3	963	1.2	143	27000								
		7.4	815	1.2	121	27000								
		8.7	701	1.3	104	27000								
		1.9	3165	0.8	731	27000	80M4C / 80M4D	137	135	137	135	108	106	298-299
		2.2	2810	1.0	649	27000								
		2.4	2576	1.0	595	27000								
		2.5	2421	1.1	559	27000								
		2.7	2273	1.2	525	27000								
		3.0	2048	1.3	473	27000								
		3.3	1840	1.4	425	27000								
		3.7	1633	1.6	377	27000								
		3.9	1546	1.4	357	27000								
		4.4	1381	1.6	319	27000								
		5.1	1182	1.6	273	27000								
		6.1	1000	1.6	231	27000								
		7.2	844	1.6	195	27000								
		8.5	714	1.6	165	27000								
		9.8	619	1.6	143	27000								
		11.6	524	1.6	121	27000								
		13.5	450	1.8	104	27000								
		3.8	1583	1.4	731	27000	80M2B / 80M2C	137	135	137	135	108	106	298-299
		4.3	1405	1.6	649	27000								
		4.7	1288	1.4	595	27000								
		5.0	1210	1.6	559	27000								
		5.3	1137	1.6	525	27000								
		5.9	1024	1.6	473	27000								
		6.6	920	1.4	425	27000								
		7.4	816	1.6	377	27000								
		7.8	773	1.4	357	27000								
		8.8	691	1.6	319	27000								
		10.3	591	1.6	273	27000								
		12.1	500	1.6	231	27000								
		14.4	422	1.6	195	27000								
		17.0	357	1.6	165	26500								
		19.6	310	1.6	143	25200								
		23.1	262	1.6	121	23800								
		26.9	225	1.8	104	22600								
	616/11	2.8	2149	0.8	319	19200	90S6B / 90L6C	117	112	112	107	99	94	294-295
		3.3	1839	1.0	273	19200								
		3.9	1556	1.1	231	19200								
		4.6	1314	1.4	195	19200								
		5.5	1111	1.6	165	19200								
		6.3	963	1.8	143	19200								
		7.4	815	2.2	121	19200								
		8.7	701	2.5	104	19200								
		3.0	2048	0.9	473	19200	80M4C / 80M4D	114	109	109	104	96	91	294-295
		3.3	1840	1.0	425	19200								
		3.7	1633	1.1	377	19200								
		3.9	1546	1.2	357	19200								
		4.4	1381	1.3	319	19200								
		5.1	1182	1.5	273	19200								
		6.1	1000	1.8	231	19200								
		7.2	844	2.1	195	19200								
		8.5	714	2.5	165	19200								
		9.8	619	2.9	143	19200								
		11.6	524	2.8	121	19200								

P_1 [kW]		n_2 [Min^{-1}]	M_2 [Nm]	f_B	i_{ges}	F_{R2} [kN]	IE2 / IE3	Kg ~ HC	HX	VC	VX	FC	FX	mm
0.75	616/11	3.8	1583	1.1	731	19200	80M2B / 80M2C	114	109	109	104	96	91	294-295
		4.3	1405	1.3	649	19200								
		4.7	1288	1.4	595	19200								
		5.0	1210	1.5	559	19200								
		5.3	1137	1.6	525	19200								
		5.9	1024	1.7	473	19200								
		6.6	920	1.9	425	19200								
		7.4	816	2.2	377	19200								
		7.8	773	2.3	357	19200								
		8.8	691	2.6	319	19200								
	616/10	2.8	2149	0.8	319	19200	90S6B / 90L6C	108	104	103	99	90	86	290-291
		3.3	1839	1.0	273	19200								
		3.9	1556	1.1	231	19200								
		4.6	1314	1.4	195	19200								
		5.5	1111	1.6	165	19200								
		6.3	963	1.8	143	19200								
		7.4	815	2.1	121	19200								
		8.7	701	2.5	104	19200								
		3.0	2048	0.9	473	19200	80M4C / 80M4D	105	101	100	96	87	83	290-291
		3.3	1840	1.0	425	19200								
		3.7	1633	1.1	377	19200								
		3.9	1546	1.2	357	19200								
		4.4	1381	1.3	319	19200								
		5.1	1182	1.5	273	19200								
		6.1	1000	1.8	231	19200								
		7.2	844	2,1	195	19200								
		8.5	714	2.5	165	19200								
		9.8	619	2.9	143	19200								
		11.6	524	2.8	121	19200								
		3.8	1583	1.1	731	19200	80M2B / 80M2C	105	101	100	96	87	83	290-291
		4.3	1405	1.3	649	19200								
		4.7	1288	1.4	595	19200								
		5.0	1210	1.5	559	19200								
		5.3	1137	1.6	525	19200								
		5.9	1024	1.7	473	19200								
		6.6	920	1.9	425	19200								
		7.4	816	2.2	377	19200								
		7.8	773	2.3	357	19200								
		8.8	691	2.6	319	19200								
	616/09	2.8	2149	0.8	319	19200	90S6B / 90L6C	106	104	101	99	88	86	286-287
		3.3	1839	1.0	273	19200								
		3.9	1556	1.1	231	19200								
		4.6	1314	1.2	195	19200								
		5.5	1111	1.2	165	19200								
		6.3	963	1.2	143	19200								
		7.4	815	1.2	121	19200								
		8.7	701	1.3	104	19200								
		3.0	2048	0.9	473	19200	80M4C / 80M4D	103	101	98	96	85	83	286-287
		3.3	1840	1.0	425	19200								
		3.7	1633	1.1	377	19200								
		3.9	1546	1.2	357	19200								
		4.4	1381	1.3	319	19200								
		5.1	1182	1.5	273	19200								
		6.1	1000	1.6	231	19200								
		7.2	844	1.6	195	19200								
		8.5	714	1.6	165	19200								
		9.8	619	1.6	143	19200								
		11.6	524	1.6	121	19200								
		13.5	450	1.8	104	19200								

P_1 [kW]		n_2 [Min^{-1}]	M_2 [Nm]	f_B	i_{ges}	F_{R2} [kN]	IE2 / IE3	Kg ~ HC	HX	VC	VX	FC	FX	mm
0.75	616/09	3.8 4.3 4.7 5.0 5.3 5.9 6.6 7.4 7.8 8.8 10.3 12.1 14.4 17.0 19.6 23.1 26.9	1583 1405 1288 1210 1137 1024 920 816 773 691 591 500 422 357 310 262 225	1.1 1.3 1.4 1.5 1.6 1.6 1.4 1.6 1.4 1.6 1.6 1.6 1.6 1.6 1.6 1.6 1.8	731 649 595 559 525 473 425 377 357 319 273 231 195 165 143 121 104	19200 19200 19200 19200 19200 19200 19200 19200 19200 19200 19200 19200 19200 19200 19200 19200 19000	80M2B / 80M2C	103	101	98	96	85	83	286-287
	615	10.3 12.7 15.3 17.6	637 520 432 373	1.7 2.1 2.6 3.0	87 71 59 51	15400 15400 15400 15400	90S6B / 90L6C	69	61	66	57	60	51	196-197
	614/10	5.5 6.3 7.4 8.7	1111 963 815 701	0.9 1.0 1.2 1.4	165 143 121 104	14400 14400 14400 14400	90S6B / 90L6C	66	63	66	62	59	56	282-283
		5.1 6.1 7.2 8.5 9.8 11.6 13.5	1182 1000 844 714 619 524 450	0.9 1.0 1.2 1.4 1.6 1.9 2.2	273 231 195 165 143 121 104	14400 14400 14400 14400 14400 14400 14400	80M4C / 80M4D	63	60	63	59	56	53	282-283
		5.0 5.3 5.9 6.6 7.4 7.8 8.8 10.3 12.1 14.4 17.0 19.6	1210 1137 1024 920 816 773 691 591 500 422 357 310	0.8 0.9 1.0 1.1 1.2 1.3 1.5 1.7 2.0 2.4 2.8 3.0	559 525 473 425 377 357 319 273 231 195 165 143	14400 14400 14400 14400 14400 14400 14400 14400 14400 14400 14400 14400	80M2B / 80M2C	63	60	63	59	56	53	282-283
	614/09	5.5 6.3 7.4 8.7	1111 963 815 701	0.9 1.0 1.2 1.3	165 143 121 104	14400 14400 14400 14400	90S6B / 90L6C	65	63	65	62	58	56	278-279
		5.1 6.1 7.2 8.5 9.8 11.6 13.5	1182 1000 844 714 619 524 450	0.9 1.0 1.2 1.4 1.6 1.6 1.8	273 231 195 165 143 121 104	14400 14400 14400 14400 14400 14400 14400	80M4C / 80M4D	62	60	62	59	55	53	278-279
		5.0 5.3 5.9 6.6 7.4 7.8 8.8 10.3 12.1 14.4 17.0 19.6 23.1 26.9	1210 1137 1024 920 816 773 691 591 500 422 357 310 262 225	0.8 0.9 1.0 1.1 1.2 1.3 1.5 1.6 1.6 1.6 1.6 1.6 1.6 1.8	559 525 473 425 377 357 319 273 231 195 165 143 121 104	14400 14400 14400 14400 14400 14400 14400 14400 14400 14400 14400 14400 14400 14400	80M2B / 80M2C	62	60	62	59	55	53	278-279

P_1 [kW]		n_2 [Min^{-1}]	M_2 [Nm]	f_B	i_{ges}	F_{R2} [kN]	IE2 / IE3	Kg ~ HC	HX	VC	VX	FC	FX	mm
0.75	614	10.3 12.7 15.3 17.6	637 520 432 373	1.7 2.1 2.6 3.0	87 71 59 51	14400 14400 14400 14400	90S6B / 90L6C	67	61	66	59	60	54	192-193
		16.1 19.7	409 334	2.6 2.8	87 71	14400 14400	80M4C / 80M4D	64	58	63	57	57	51	192-193
		32.2 39.4	205 167	2.6 2.8	87 71	13900 13000	80M2B / 80M2C	64	58	63	57	57	51	192-193
	613/10	7.4 8.7	815 701	0.9 1.1	121 104	12900 12900	90S6B / 90L6C	66	63	66	62	59	56	270-271
		7.2 8.5 9.8 11.6 13.5	844 714 619 524 450	0.9 1.0 1.2 1.4 1.7	195 165 143 121 104	12900 12900 12900 12900 12900	80M4C / 80M4D	63	60	63	59	56	53	270-271
		6.6 7.4 7.8 8.8 10.3 12.1 14.4 17.0 19.6 23.1	920 816 773 691 591 500 422 357 310 262	0.8 0.9 1.0 1.1 1.3 1.5 1.8 2.1 2.4 2.9	425 377 357 319 273 231 195 165 143 121	12900 12900 12900 12900 12900 12900 12900 12900 12900 12500	80M2B / 80M2C	63	60	63	59	56	53	270-271
	613/09	7.4 8.7	815 701	0.9 1.1	121 104	12900 12900	90S6B / 90L6C	65	63	65	62	58	56	266-267
		7.2 8.5 9.8 11.6 13.5	844 714 619 524 450	0.9 1.0 1.2 1.4 1.7	195 165 143 121 104	12900 12900 12900 12900 12900	80M4C / 80M4D	62	60	62	59	55	53	266-267
		6.6 7.4 7.8 8.8 10.3 12.1 14.4 17.0 19.6 23.1 26.9	920 816 773 691 591 500 422 357 310 262 225	0.8 0.9 1.0 1.1 1.3 1.5 1.5 1.5 1.5 1.5 1.7	425 377 357 319 273 231 195 165 143 121 104	12900 12900 12900 12900 12900 12900 12900 12900 12900 12500 11900	80M2B / 80M2C	62	60	62	59	55	53	266-267
	613	10.3 12.7 15.3 17.6 20.9	637 520 432 373 315	1.3 1.6 1.9 2.2 2.6	87 71 59 51 43	12900 12900 12900 12900 12700	90S6B / 90L6C	66	60	65	59	59	53	188-189
		16.1 19.7 23.7	409 334 278	1.9 2.4 2.9	87 71 59	12900 12900 12400	80M4C / 80M4D	63	57	62	56	56	50	188-189
		32.2 39.4 47.5	205 167 139	1.9 2.4 2.9	87 71 59	11200 10400 9780	80M2B / 80M2C	63	57	62	56	56	50	188-189
	612	10.3 12.7 15.3 17.6 20.9 25.7 31.0	637 520 432 373 315 256 212	0.9 1.0 1.3 1.5 1.7 2.2 2.6	87 71 59 51 43 35 29	9620 9620 9620 9620 9620 9620 9620	90S6B / 90L6C	47	43	45	41	42	38	184-185
		16.1 19.7 23.7 27.5 32.6	409 334 278 240 202	1.2 1.4 1.8 2.2 2.6	87 71 59 51 43	9620 9620 9620 9620 9610	80M4C / 80M4D	44	40	42	38	39	35	184-185

P_1 [kW]		n_2 [Min^{-1}]	M_2 [Nm]	f_B	i_{ges}	F_{R2} [kN]	IE2 / IE3	HC	HX	VC	VX	FC	FX	mm
0.75	612	32.2 39.4 47.5 54.9 65.1	205 167 139 120 101	1.2 1.4 1.8 2.2 2.6	87 71 59 51 43	9620 9010 8470 8070 7630	80M2B / 80M2C	44	40	42	38	39	35	184-185
	611/09	9.8 11.6 13.5	619 524 450	0.8 1.0 1.0	143 121 104	8460 8460 8460	80M4C / 80M4D	47	44	46	43	43	40	258-259
	611	10.3 12.7 15.3 17.6 20.9 25.7 31.0	637 520 432 373 315 256 212	0.9 1.0 1.2 1.5 1.7 2.2 2.6	87 71 59 51 43 35 29	8460 8460 8460 8460 8460 8460 8460	90S6B / 90L6C	46	42	45	41	42	38	180-181
		16.1 19.7 23.7 27.5 32.6	409 334 278 240 202	1.2 1.3 1.8 2.2 2.6	87 71 59 51 43	8460 8460 8460 8460 8460	80M4C / 80M4D	43	39	42	38	39	35	180-181
		32.2 39.4 47.5 54.9 65.1	205 167 139 120 101	1.2 1.3 1.8 2.2 2.6	87 71 59 51 43	8460 8460 8460 8460 8070	80M2B / 80M2C	43	39	42	38	39	35	180-181
	610	20.9 25.7 31.0 36.0 42.9 52.9 60.0 69.2 81.8 112.5 150.0	315 256 212 183 154 124 110 95 81 59 44	0.9 1.0 1.3 1.5 1.8 2.2 2.5 2.3 2.7 2.7 2.7	43 35 29 25 21 17 15 13 11 8 6	5290 5290 5290 5290 5290 5290 5290 5290 5290 5010 4550	90S6B / 90L6C	33	30	31	28	30	27	176-177
		23.7 27.5 32.6 40.0 48.3 56.0 66.7 82.4	278 240 202 165 136 118 99 80	0.8 0.9 1.2 1.4 1.8 2.0 2.7 2.9	59 51 43 35 29 25 21 17	5290 5290 5290 5290 5290 5290 5290 5290	80M4C / 80M4D	30	27	28	25	27	24	176-177
		47.5 54.9 65.1 80.0 96.6 112.0 133.3 164.7	139 120 101 82 68 59 49 40	0.8 0.9 1.2 1.4 1.8 2.0 2.7 2.9	59 51 43 35 29 25 21 17	5290 5290 5290 5290 5290 5080 4790 4470	80M2B / 80M2C	30	27	28	25	27	24	176-177
	609	42.9 52.9 60.0 69.2 81.8 112.5 150.0	154 124 110 95 81 59 44	0.9 1.1 1.1 1.2 1.2 1.3 1.3	21 17 15 13 11 8 6	3280 3280 3280 3280 3280 3190 2890	90S6B / 90L6C	32	28	30	26	29	25	172-173
		48.3 56.0 66.7 82.4 93.3 107.7 127.3 175.0 233.3	136 118 99 80 71 61 52 38 28	0.9 1.0 1.3 1.4 1.5 1.6 1.6 1.8 1.8	29 25 21 17 15 13 11 8 6	3280 3280 3280 3280 3280 3270 3090 2780 2530	80M4C / 80M4D	29	25	27	23	26	22	172-173

P_1 [kW]		n_2 [Min^{-1}]	M_2 [Nm]	f_B	i_{ges}	F_{R2} [kN]	IE2 / IE3	Kg ~ HC	HX	VC	VX	FC	FX	mm
0.75	609	96.6 112.0 133.3 164.7 186.7 215.4 254.5 350.0 466.7	68 59 49 40 35 31 26 19 14	0.9 1.0 1.3 1.4 1.5 1.6 1.6 1.8 1.8	29 25 21 17 15 13 11 8 6	3280 3230 3040 2830 2730 2600 2450 2210 2000	80M2B / 80M2C	29	25	27	23	26	22	172-173
1.10	623/16	1.2 1.4	7222 6412	2.5 2.8	731 649	175000 175000	90L6C / 90L6D	577	564	548	535	504	491	350-351
	622/13	1.2 1.4 1.6 1.9	7222 6412 5523 4673	1.9 2.2 2.5 3.0	731 649 559 473	142000 142000 142000 142000	90L6C / 90L6D	453	446	440	433	410	403	342-343
		1.9	4643	3.0	731	142000	90L4B / 90L4C	504	491	440	433	410	403	342-343
	621/16	1.2 1.4 1.6 1.9 2.4 2.5 2.8	7222 6412 5523 4673 3725 3527 3152	1.5 1.7 2.0 2.4 2.5 2.7 3.0	731 649 559 473 377 357 319	84400 84400 84400 84400 84400 84400 84400	90L6C / 90L6D	402	391	380	369	361	350	338-339
		1.9 2.2	4643 4122	2.4 2.7	731 649	84400 84400	90L4B / 90L4C	402	391	380	369	361	350	338-339
	621/13	1.2 1.4 1.6 1.9 2.4 2.5 2.8	7222 6412 5523 4673 3725 3527 3152	1.5 1.7 2.0 2.4 2.5 2.7 3.0	731 649 559 473 377 357 319	84400 84400 84400 84400 84400 84400 84400	90L6C / 90L6D	378	371	356	349	337	330	334-335
		1.9 2.2	4643 4122	2.4 2.7	731 649	84400 84400	90L4B / 90L4C	378	371	356	349	337	330	334-335
	620/13	1.2 1.4 1.6 1.9 2.4 2.5 2.8 3.3	7222 6412 5523 4673 3725 3527 3152 2697	1.1 1.3 1.5 1.8 1.9 2.0 2.3 2.6	731 649 559 473 377 357 319 273	67800 67800 67800 67800 67800 67800 67800 67800	90L6C / 90L6D	298	290	286	278	271	263	330-331
		1.9 2.2 2.5 3.0 3.7	4643 4122 3550 3004 2394	1.8 2.0 2.3 2.8 3.0	731 649 559 473 377	67800 67800 67800 67800 67800	90L4B / 90L4C	298	290	286	278	271	263	330-331
	620/11	1.2 1.4 1.6 1.9 2.4 2.5 2.8 3.3	7222 6412 5523 4673 3725 3527 3152 2697	1.1 1.3 1.5 1.8 1.9 2.0 2.3 2.6	731 649 559 473 377 357 319 273	67800 67800 67800 67800 67800 67800 67800 67800	90L6C / 90L6D	283	280	271	268	256	253	326-327
		1.9 2.2 2.5 3.0 3.7	4643 4122 3550 3004 2394	1.8 2.0 2.3 2.8 3.0	731 649 559 473 377	67800 67800 67800 67800 67800	90L4B / 90L4C	283	280	271	268	256	253	326-327

P_1 [kW]		n_2 [Min^{-1}]	M_2 [Nm]	f_B	i_{ges}	F_{R2} [kN]	IE2 / IE3	Kg ~ HC	HX	VC	VX	FC	FX	mm
1.10	619/13	1.2	7222	1.0	731	51000	90L6C / 90L6D	273	267	258	252	228	222	322-323
		1.4	6412	1.1	649	51000								
		1.5	5878	1.2	595	51000								
		1.6	5523	1.3	559	51000								
		1.7	5187	1.4	525	51000								
		1.9	4673	1.5	473	51000								
		2.1	4199	1.7	425	51000								
		2.4	3725	1.9	377	51000								
		2.5	3527	2.0	357	51000								
		2.8	3152	2.3	319	51000								
		3.3	2697	2.6	273	51000								
		1.9	4643	1.5	731	51000	90L4B / 90L4C	273	267	258	252	228	222	322-323
		2.2	4122	1.7	649	51000								
		2.4	3779	1.9	595	51000								
		2.5	3550	2.0	559	51000								
		2.7	3334	2.1	525	51000								
		3.0	3004	2.4	473	51000								
		3.3	2699	2.6	425	51000								
		3.7	2394	3.0	377	51000								
		3.8	2321	2.9	731	51000	80M2C / 80M2D	270	264	255	249	225	219	322-323
	619/11	1.2	7222	1.0	731	51000	90L6C / 90L6D	262	260	247	245	217	215	318-319
		1.4	6412	1.1	649	51000								
		1.5	5878	1.2	595	51000								
		1.6	5523	1.3	559	51000								
		1.7	5187	1.4	525	51000								
		1.9	4673	1.5	473	51000								
		2.1	4199	1.7	425	51000								
		2.4	3725	1.9	377	51000								
		2.5	3527	2.0	357	51000								
		2.8	3152	2.3	319	51000								
		3.3	2697	2.6	273	51000								
		4.6	1926	3.0	195	51000								
		1.9	4643	1.5	731	51000	90L4B / 90L4C	262	260	247	245	217	215	318-319
		2.2	4122	1.7	649	51000								
		2.4	3779	1.9	595	51000								
		2.5	3550	2.0	559	51000								
		2.7	3334	2.1	525	51000								
		3.0	3004	2.4	473	51000								
		3.3	2699	2.6	425	51000								
		3.7	2394	3.0	377	51000								
	618/13	1.9	4673	0.9	473	36600	90L6C / 90L6D	208	200	195	187	175	167	314-315
		2.1	4199	0.9	425	36600								
		2.4	3725	1.1	377	36600								
		2.5	3527	1.1	357	36600								
		2.8	3152	1.3	319	36600								
		3.3	2697	1.5	273	36600								
		3.9	2282	1.7	231	36600								
		4.6	1926	2.1	195	36600								
		5.5	1630	2.4	165	36600								
		6.3	1413	2.8	143	36600								
		7.4	1195	2.7	121	36600								
		1.9	4643	0.9	731	36600	90L4B / 90L4C	208	200	195	187	175	167	314-315
		2.2	4122	1.0	649	36600								
		2.4	3779	1.1	595	36600								
		2.5	3550	1.1	559	36600								
		2.7	3334	1.2	525	36600								
		3.0	3004	1.3	473	36600								
		3.3	2699	1.5	425	36600								
		3.7	2394	1.7	377	36600								
		3.9	2267	1.8	357	36600								
		4.4	2026	2.0	319	36600								
		5.1	1734	2.3	273	36600								
		6.1	1467	2.7	231	36600								
		3.8	2321	1.7	731	36600	80M2C / 80M2D	205	197	192	184	172	164	314-315
		4.3	2061	1.9	649	36600								
		4.7	1889	2.1	595	36600								
		5.0	1775	2.2	559	36600								
		5.3	1667	2.4	525	36600								
		5.9	1502	2.6	473	36600								
		6.6	1350	2.9	425	36600								

P_1 [kW]		n_2 [Min^{-1}]	M_2 [Nm]	f_B	i_{ges}	F_{R2} [kN]	IE2 / IE3	Kg ~ HC	HX	VC	VX	FC	FX	mm
1.10	618/10	1.9	4673	0.9	473	36600	90L6C / 90L6D	186	193	173	180	153	160	310-311
		2.1	4199	0.9	425	36600								
		2.4	3725	1.1	377	36600								
		2.5	3527	1.1	357	36600								
		2.8	3152	1.3	319	36600								
		3.3	2697	1.5	273	36600								
		3.9	2282	1.7	231	36600								
		4.6	1926	1.6	195	36600								
		5.5	1630	1.8	165	36600								
		6.3	1413	1.8	143	36600								
		7.4	1195	1.8	121	36600								
		8.7	1027	1.8	104	36600								
		1.9	4643	0.9	731	36600	90L4B / 90L4C	186	193	173	180	153	160	310-311
		2.2	4122	1.0	649	36600								
		2.4	3779	1.1	595	36600								
		2.5	3550	1.1	559	36600								
		2.7	3334	1.2	525	36600								
		3.0	3004	1.3	473	36600								
		3.3	2699	1.5	425	36600								
		3.7	2394	1.7	377	36600								
		3.9	2267	1.8	357	36600								
		4.4	2026	2.0	319	36600								
		5.1	1734	2.3	273	36600								
		6.1	1467	2.5	231	36600								
		7.2	1238	2.4	195	36600								
		8.5	1048	2.5	165	36600								
		9.8	908	2.5	143	36600								
		11.6	768	2.5	121	36600								
		13.5	661	2.5	104	36600								
		3.8	2321	1.7	731	36600	80M2C / 80M2D	183	190	170	177	150	157	310-311
		4.3	2061	1.9	649	36600								
		4.7	1889	2.0	595	36600								
		5.0	1775	2.4	559	36600								
		5.3	1667	2.5	525	36600								
		5.9	1502	2.5	473	36600								
		6.6	1350	2.0	425	36600								
		7.4	1197	2.4	377	36600								
		7.8	1134	2.0	357	36600								
		8.8	1013	2.5	319	36600								
		10.3	867	2.4	273	36600								
		12.1	734	2.5	231	36600								
		14.4	619	2.4	195	36600								
		17.0	524	2.5	165	35500								
		19.6	454	2.5	143	33800								
		23.1	384	2.5	121	32100								
		26.9	330	2.5	104	30500								
	617/11	2.8	3152	0.9	319	27000	90L6C / 90L6D	152	146	152	146	123	117	306-307
		3.3	2697	1.0	273	27000								
		3.9	2282	1.2	231	27000								
		4.6	1926	1.4	195	27000								
		5.5	1630	1.7	165	27000								
		6.3	1413	1.9	143	27000								
		7.4	1195	2.1	121	27000								
		8.7	1027	2.6	104	27000								
		2.7	3334	0.8	525	27000	90L4B / 90L4C	152	146	152	146	123	117	306-307
		3.0	3004	0.9	473	27000								
		3.3	2699	1.0	425	27000								
		3.7	2394	1.1	377	27000								
		3.9	2267	1.2	357	27000								
		4.4	2026	1.3	319	27000								
		5.1	1734	1.6	273	27000								
		6.1	1467	1.8	231	27000								
		7.2	1238	2.2	195	27000								
		8.5	1048	2.6	165	27000								
		9.8	908	3.0	143	27000								
		3.8	2321	1.2	731	27000	80M2C / 80M2D	149	143	149	143	120	114	306-307
		4.3	2061	1.3	649	27000								
		4.7	1889	1.4	595	27000								
		5.0	1775	1.5	559	27000								
		5.3	1667	1.6	525	27000								
		5.9	1502	1.8	473	27000								
		6.6	1350	2.0	425	27000								
		7.4	1197	2.2	377	27000								
		7.8	1134	2.4	357	27000								
		8.8	1013	2.7	319	27000								

P_1 [kW]		n_2 [Min^{-1}]	M_2 [Nm]	f_B	i_{ges}	F_{R2} [kN]	IE2 / IE3	Kg ~ HC	HX	VC	VX	FC	FX	mm
1.10	617/10	2.8	3152	0.9	319	27000	90L6C / 90L6D	142	138	142	138	113	109	302-303
		3.3	2697	1.0	273	27000								
		3.9	2282	1.2	231	27000								
		4.6	1926	1.4	195	27000								
		5.5	1630	1.7	165	27000								
		6.3	1413	1.8	143	27000								
		7.4	1195	1.8	121	27000								
		8.7	1027	1.8	104	27000								
		2.7	3334	0.8	525	27000	90L4B / 90L4C	142	138	142	138	113	109	302-303
		3.0	3004	0.9	473	27000								
		3.3	2699	1.0	425	27000								
		3.7	2394	1.1	377	27000								
		3.9	2267	1.2	357	27000								
		4.4	2026	1.3	319	27000								
		5.1	1734	1.6	273	27000								
		6.1	1467	1.8	231	27000								
		7.2	1238	2.2	195	27000								
		8.5	1048	2.5	165	27000								
		9.8	908	2.5	143	27000								
		11.6	768	2.5	121	27000								
		13.5	661	2.5	104	27000								
		3.8	2321	1.2	731	27000	80M2C / 80M2D	139	135	139	135	110	106	302-303
		4.3	2061	1.3	649	27000								
		4.7	1889	1.4	595	27000								
		5.0	1775	1.5	559	27000								
		5.3	1667	1.6	525	27000								
		5.9	1502	1.8	473	27000								
		6.6	1350	2.0	425	27000								
		7.4	1197	2.4	377	27000								
		7.8	1134	2.0	357	27000								
		8.8	1013	2.5	319	27000								
		10.3	867	2.4	273	27000								
		12.1	734	2.5	231	27000								
		14.4	619	2.4	195	27000								
		17.0	524	2.5	165	26500								
		19.6	454	2.5	143	25200								
		23.1	384	2.5	121	23800								
		26.9	330	2.5	104	22600								
	617/09	2.8	3152	0.8	319	27000	90L6C / 90L6D	140	138	140	138	111	109	298-299
		3.3	2697	0.8	273	27000								
		3.9	2282	0.8	231	27000								
		4.6	1926	0.8	195	27000								
		5.5	1630	0.8	165	27000								
		6.3	1413	0.8	143	27000								
		7.4	1195	0.8	121	27000								
		8.7	1027	0.9	104	27000								
		2.7	3334	0.8	525	27000	90L4B / 90L4C	140	138	140	138	111	109	298-299
		3.0	3004	0.9	473	27000								
		3.3	2699	1.0	425	27000								
		3.7	2394	1.1	377	27000								
		3.9	2267	1.0	357	27000								
		4.4	2026	1.1	319	27000								
		5.1	1734	1.1	273	27000								
		6.1	1467	1.1	231	27000								
		7.2	1238	1.1	195	27000								
		8.5	1048	1.1	165	27000								
		9.8	908	1.1	143	27000								
		11.6	768	1.1	121	27000								
		13.5	661	1.2	104	27000								

P_1 [kW]		n_2 [Min^{-1}]	M_2 [Nm]	f_B	i_{ges}	F_{R2} [kN]	IE2 / IE3	Kg ~ HC	HX	VC	VX	FC	FX	mm
1.10	617/09	3.8	2321	1.0	731	27000	80M2C / 80M2D	137	135	137	135	108	106	298-299
		4.3	2061	1.1	649	27000								
		4.7	1889	1.0	595	27000								
		5.0	1775	1.1	559	27000								
		5.3	1667	1.1	525	27000								
		5.9	1502	1.1	473	27000								
		6.6	1350	1.0	425	27000								
		7.4	1197	1.1	377	27000								
		7.8	1134	1.0	357	27000								
		8.8	1013	1.1	319	27000								
		10.3	867	1.1	273	27000								
		12.1	734	1.1	231	27000								
		14.4	619	1.1	195	27000								
		17.0	524	1.1	165	26500								
		19.6	454	1.1	143	25200								
		23.1	384	1.1	121	23800								
		26.9	330	1.2	104	22600								
	616/11	4.6	1926	0.9	195	19200	90L6C / 90L6D	117	112	112	107	99	94	294-295
		5.5	1630	1.1	165	19200								
		6.3	1413	1.3	143	19200								
		7.4	1195	1.5	121	19200								
		8.7	1027	1.7	104	19200								
		4.4	2026	0.9	319	19200	90L4B / 90L4C	117	112	112	107	99	94	294-295
		5.1	1734	1.0	273	19200								
		6.1	1467	1.2	231	19200								
		7.2	1238	1.4	195	19200								
		8.5	1048	1.7	165	19200								
		9.8	908	2.0	143	19200								
		11.6	768	1.9	121	19200								
		13.5	661	2.3	104	19200								
		4.3	2061	0.9	649	19200	80M2C / 80M2D	114	109	109	104	96	91	294-295
		4.7	1889	0.9	595	19200								
		5.0	1775	1.0	559	19200								
		5.3	1667	1.1	525	19200								
		5.9	1502	1.2	473	19200								
		6.6	1350	1.3	425	19200								
		7.4	1197	1.5	377	19200								
		7.8	1134	1.6	357	19200								
		8.8	1013	1.8	319	19200								
		10.3	867	2.1	273	19200								
		12.1	734	2.4	231	19200								
		14.4	619	2.9	195	19200								
	616/10	4.6	1926	0.9	195	19200	90L6C / 90L6D	108	104	103	99	90	86	290-291
		5.5	1630	1.1	165	19200								
		6.3	1413	1.3	143	19200								
		7.4	1195	1.4	121	19200								
		8.7	1027	1.7	104	19200								
		4.4	2026	0.9	319	19200	90L4B / 90L4C	108	104	103	99	90	86	290-291
		5.1	1734	1.0	273	19200								
		6.1	1467	1.2	231	19200								
		7.2	1238	1.4	195	19200								
		8.5	1048	1.7	165	19200								
		9.8	908	2.0	143	19200								
		11.6	768	1.9	121	19200								
		13.5	661	2.3	104	19200								
		4.3	2061	0.9	649	19200	80M2C / 80M2D	105	101	100	96	87	83	290-291
		4.7	1889	0.9	595	19200								
		5.0	1775	1.0	559	19200								
		5.3	1667	1.1	525	19200								
		5.9	1502	1.2	473	19200								
		6.6	1350	1.3	425	19200								
		7.4	1197	1.5	377	19200								
		7.8	1134	1.6	357	19200								
		8.8	1013	1.8	319	19200								
		10.3	867	2.1	273	19200								
		12.1	734	2.3	231	19200								
		14.4	619	2.3	195	19200								
		17.0	524	2.3	165	19200								
		19.6	454	2.3	143	19200								
		23.1	384	2.3	121	19200								
		26.9	330	2.3	104	19000								

P_1 [kW]		n_2 [Min^{-1}]	M_2 [Nm]	f_B	i_{ges}	F_{R2} [kN]	IE2 / IE3	Kg ~ HC	HX	VC	VX	FC	FX	mm
1.10	616/09	4.6 5.5 6.3 7.4 8.7	1926 1630 1413 1195 1027	0.8 0.8 0.8 0.8 0.9	195 165 143 121 104	19200 19200 19200 19200 19200	90L6C / 90L6D	106	104	101	99	88	86	286-287
		4.4 5.1 6.1 7.2 8.5 9.8 11.6 13.5	2026 1734 1467 1238 1048 908 768 661	0.9 1.0 1.1 1.1 1.1 1.1 1.1 1.2	319 273 231 195 165 143 121 104	19200 19200 19200 19200 19200 19200 19200 19200	90L4B / 90L4C	106	104	101	99	88	86	286-287
		4.3 4.7 5.0 5.3 5.9 6.6 7.4 7.8 8.8 10.3 12.1 14.4 17.0 19.6 23.1 26.9	2061 1889 1775 1667 1502 1350 1197 1134 1013 867 734 619 524 454 384 330	0.9 0.9 1.0 1.1 1.1 1.0 1.1 1.0 1.1 1.1 1.1 1.1 1.1 1.1 1.1 1.2	649 595 559 525 473 425 377 357 319 273 231 195 165 143 121 104	19200 19200 19200 19200 19200 19200 19200 19200 19200 19200 19200 19200 19200 19200 19200 19000	80M2C / 80M2D	103	101	98	96	85	83	286-287
	616	10.3 12.7	934 762	2.1 2.6	87 71	19200 19200	90L6C / 90L6D	112	100	107	95	94	82	200-201
		16.1	601	3.0	87	19200	90L4B / 90L4C	112	100	107	95	94	82	200-201
	615	10.3 12.7 15.3 17.6 20.9 25.7	934 762 634 548 462 376	1.2 1.5 1.8 2.0 2.4 3.0	87 71 59 51 43 35	15400 15400 15400 15400 15400 15400	90L6C / 90L6D	69	61	66	57	60	51	196-197
		16.1 19.7 23.7	601 490 407	1.8 2.1 2.6	87 71 59	15400 15400 15400	90L4B / 90L4C	69	61	66	57	60	51	196-197
	614/10	7.4 8.7	1195 1027	0.8 1.0	121 104	14400 14400	90L6C / 90L6D	66	63	66	62	59	56	282-283
		7.2 8.5 9.8 11.6 13.5	1238 1048 908 768 661	0.8 1.0 1.1 1.3 1.5	195 165 143 121 104	14400 14400 14400 14400 14400	90L4B / 90L4C	66	63	66	62	59	56	282-283
		7.4 7.8 8.8 10.3 12.1 14.4 17.0 19.6 23.1 26.9	1197 1134 1013 867 734 619 524 454 384 330	0.8 0.9 1.0 1.2 1.4 1.6 1.9 2.0 2.3 2.3	377 357 319 273 231 195 165 143 121 104	14400 14400 14400 14400 14400 14400 14400 14400 14400 14400	80M2C / 80M2D	63	60	63	59	56	53	282-283
	614/09	7.4 8.7	1195 1027	0.8 0.9	121 104	14400 14400	90L6C / 90L6D	65	63	65	62	58	56	278-279
		7.2 8.5 9.8 11.6 13.5	1238 1048 908 768 661	0.8 1.0 1.1 1.1 1.2	195 165 143 121 104	14400 14400 14400 14400 14400	90L4B / 90L4C	65	63	65	62	58	56	278-279

P_1 [kW]		n_2 [Min^{-1}]	M_2 [Nm]	f_B	i_{ges}	F_{R2} [kN]	IE2 / IE3	Kg ~ HC	HX	VC	VX	FC	FX	mm
1.10	614/09	7.4 7.8 8.8 10.3 12.1 14.4 17.0 19.6 23.1 26.9	1197 1134 1013 867 734 619 524 454 384 330	0.8 0.9 1.0 1.1 1.1 1.1 1.1 1.1 1.1 1.2	377 357 319 273 231 195 165 143 121 104	14400 14400 14400 14400 14400 14400 14400 14400 14400 14400	80M2C / 80M2D	62	60	62	59	55	53	278-279
	614	10.3 12.7 15.3 17.6 20.9 25.7	934 762 634 548 462 376	1.2 1.4 1.8 2.0 2.1 3.0	87 71 59 51 43 35	14400 14400 14400 14400 14400 14400	90L6C / 90L6D	67	61	66	59	60	54	192-193
		16.1 19.7 23.7 27.5 32.6	601 490 407 352 297	1.8 1.9 2.6 2.7 2.9	87 71 59 51 43	14400 14400 14400 14400 13800	90L4B / 90L4C	67	61	66	59	60	54	192-193
		32.2 39.4 47.5 54.9 65.1	300 245 204 176 148	1.8 1.9 2.7 2.7 2.9	87 71 59 51 43	13900 13000 12400 11900 11200	80M2C / 80M2D	64	58	63	57	57	51	192-193
	613/10	9.8 11.6 13.5	908 768 661	0.8 1.0 1.1	143 121 104	12900 12900 12900	90L4B / 90L4C	66	63	66	62	59	56	270-271
		10.3 12.1 14.4 17.0 19.6 23.1 26.9	867 734 619 524 454 384 330	0.9 1.0 1.2 1.4 1.6 1.9 2.3	273 231 195 165 143 121 104	12900 12900 12900 12900 12900 12500 11900	80M2C / 80M2D	63	60	63	59	56	53	270-271
	613/09	9.8 11.6 13.5	908 768 661	0.8 1.0 1.1	143 121 104	12900 12900 12900	90L4B / 90L4C	65	63	65	62	58	56	266-267
		10.3 12.1 14.4 17.0 19.6 23.1 26.9	867 734 619 524 454 384 330	0.9 1.0 1.0 1.0 1.0 1.0 1.1	273 231 195 165 143 121 104	12900 12900 12900 12900 12900 12500 11900	80M2C / 80M2D	62	60	62	59	55	53	266-267
	613	10.3 12.7 15.3 17.6 20.9 25.7 31.0	934 762 634 548 462 376 311	0.9 1.1 1.3 1.5 1.8 2.2 2.7	87 71 59 51 43 35 29	12900 12900 12900 12900 12700 11900 11200	90L6C / 90L6D	66	60	65	59	59	53	188-189
		16.1 19.7 23.7 27.5 32.6	601 490 407 352 297	1.3 1.6 1.9 2.3 2.7	87 71 59 51 43	12900 12900 12400 11800 11100	90L4B / 90L4C	66	60	65	59	59	53	188-189
		32.2 39.4 47.5 54.9 65.1	300 245 204 176 148	1.3 1.6 1.9 2.3 2.7	87 71 59 51 43	11200 10400 9780 9320 8800	80M2C / 80M2D	63	57	62	56	56	50	188-189
	612	15.3 17.6 20.9 25.7 31.0 36.0 42.9	634 548 462 376 311 268 226	0.9 1.0 1.2 1.5 1.8 2.1 2.5	59 51 43 35 29 25 21	9620 9620 9620 9620 9620 9180 8660	90L6C / 90L6D	47	43	45	41	42	38	184-185

P_1 [kW]		n_2 [Min^{-1}]	M_2 [Nm]	f_B	i_{ges}	F_{R2} [kN]	IE2 / IE3	Kg ~ HC	HX	VC	VX	FC	FX	mm
1.10	612	16.1	601	0.8	87	9620	90L4B / 90L4C	47	43	45	41	42	38	184-185
		19.7	490	0.9	71	9620								
		23.7	407	1.2	59	9620								
		27.5	352	1.5	51	9620								
		32.6	297	1.8	43	9610								
		40.0	242	2.2	35	8970								
		48.3	200	2.6	29	8420								
		32.2	300	0.8	87	9620	80M2C / 80M2D	44	40	42	38	39	35	184-185
		39.4	245	0.9	71	9010								
		47.5	204	1.2	59	8470								
		54.9	176	1.5	51	8070								
		65.1	148	1.8	43	7630								
		80.0	121	2.2	35	7120								
		96.6	100	2.6	29	6690								
	611	15.3	634	0.8	59	8460	90L6C / 90L6D	46	42	45	41	42	38	180-181
		17.6	548	1.0	51	8460								
		20.9	462	1.2	43	8460								
		25.7	376	1.5	35	8460								
		31.0	311	1.8	29	8460								
		36.0	268	2.1	25	8460								
		42.9	226	2.5	21	8460								
		16.1	601	0.8	87	8460	90L4B / 90L4C	46	42	45	41	42	38	180-181
		19.7	490	0.9	71	8460								
		23.7	407	1.2	59	8460								
		27.5	352	1.5	51	8460								
		32.6	297	1.7	43	8460								
		40.0	242	2.2	35	8460								
		48.3	200	2.6	29	8420								
		56.0	173	2.9	25	8020								
		32.2	300	0.8	87	8460	80M2C / 80M2D	43	39	42	38	39	35	180-181
		39.4	245	0.9	71	8460								
		47.5	204	1.2	59	8460								
		54.9	176	1.5	51	8460								
		65.1	148	1.7	43	8070								
		80.0	121	2.2	35	7630								
		96.6	100	2.6	29	7120								
		112.0	86	2.9	25	6690								
	610	31.0	311	0.9	29	5290	90L6C / 90L6D	33	30	31	28	30	27	176-177
		36.0	268	1.0	25	5290								
		42.9	226	1.2	21	5290								
		52.9	183	1.5	17	5290								
		60.0	161	1.7	15	5290								
		69.2	140	1.6	13	5290								
		81.8	118	1.8	11	5290								
		112.5	86	1.8	8	5010								
		150.0	64	1.8	6	4550								
		32.6	297	0.8	43	5290	90L4B / 90L4C	33	30	31	28	30	27	176-177
		40.0	242	0.9	35	5290								
		48.3	200	1.2	29	5290								
		56.0	173	1.3	25	5290								
		66.7	145	1.8	21	5290								
		82.4	117	2.0	17	5290								
		93.3	104	2.5	15	5290								
		107.7	90	2.4	13	5150								
		127.3	76	2.5	11	4860								
		175.0	55	2.5	8	4370								
		233.3	41	2.5	6	3980								
		65.1	148	0.8	43	5290	80M2C / 80M2D	30	27	28	25	27	24	176-177
		80.0	121	0.9	35	5290								
		96.6	100	1.2	29	5290								
		112.0	86	1.3	25	5080								
		133.3	72	1.8	21	4790								
		164.7	59	2.0	17	4470								
		186.7	52	2.5	15	4280								
		215.4	45	2.4	13	4090								
		254.5	38	2.5	11	3860								
		350.0	28	2.5	8	3470								
		466.7	21	2.5	6	3160								
	609	69.2	140	0.8	13	3280	90L6C / 90L6D	32	28	30	26	29	25	172-173
		81.8	118	0.8	11	3280								
		112.5	86	0.9	8	3190								
		150.0	64	0.9	6	2890								

P_1 [kW]		n_2 [Min^{-1}]	M_2 [Nm]	f_B	i_{ges}	F_{R2} [kN]	IE2 / IE3	Kg ~ HC	HX	VC	VX	FC	FX	mm
1.10	609	66.7 82.4 93.3 107.7 127.3 175.0 233.3	145 117 104 90 76 55 41	0.9 1.0 1.0 1.1 1.1 1.2 1.2	21 17 15 13 11 8 6	3280 3280 3280 3270 3090 2780 2530	90L4B / 90L4C	32	28	30	26	29	25	172-173
		133.3 164.7 186.7 215.4 254.5 350.0 466.7	72 59 52 45 38 28 21	0.9 1.0 1.0 1.1 1.1 1.2 1.2	21 17 15 13 11 8 6	3040 2830 2730 2600 2450 2210 2000	80M2C / 80M2D	29	25	27	23	26	22	172-173
1.50	624/18	1.2 1.4	9848 8743	2.3 2.6	731 649	204000 204000	100L6C / 100L6D	735	-	689	-	668	-	362-363
	624/16	1.2 1.4	9848 8743	2.3 2.6	731 649	204000 204000	100L6C / 100L6D	668	684	649	638	628	617	358-359
	623/18	1.2 1.4 1.6 1.9	9848 8743 7531 6372	1.8 2.0 2.4 2.8	731 649 559 473	175000 175000 175000 175000	100L6C / 100L6D	630	-	601	-	557	-	354-355
	623/16	1.2 1.4 1.6 1.9	9848 8743 7531 6372	1.8 2.0 2.4 2.8	731 649 559 473	175000 175000 175000 175000	100L6C / 100L6D	590	576	561	547	517	503	350-351
		1.9	6331	2.8	731	175000	90L4C / 90L4D	577	564	548	535	504	491	350-351
	622/17	1.2 1.4 1.6 1.9 2.4 2.5 2.8	9848 8743 7531 6372 5079 4809 4298	1.4 1.6 1.8 2.2 2.5 2.6 2.9	731 649 559 473 377 357 319	142000 142000 142000 142000 142000 142000 137000	100L6C / 100L6D	520	-	507	-	477	-	346-347
	622/13	1.2 1.4 1.6 1.9 2.4 2.5 2.8	9848 8743 7531 6372 5079 4809 4298	1.4 1.6 1.8 2.2 2.5 2.6 2.9	731 649 559 473 377 357 319	142000 142000 142000 142000 142000 142000 137000	100L6C / 100L6D	466	458	453	445	423	415	342-343
		1.9 2.2 2.5	6331 5621 4841	2.2 2.5 2.9	731 649 559	142000 142000 142000	90L4C / 90L4D	453	446	440	433	410	403	342-343
	621/16	1.2 1.4 1.6 1.9 2.4 2.5 2.8 3.3	9848 8743 7531 6372 5079 4809 4298 3678	1.1 1.3 1.5 1.7 1.9 2.0 2.2 2.6	731 649 559 473 377 357 319 273	84400 84400 84400 84400 84400 84400 84400 84400	100L6C / 100L6D	415	403	393	381	374	362	338-339
		1.9 2.2 2.5 3.0 3.7	6331 5621 4841 4096 3265	1.8 2.0 2.3 2.7 2.9	731 649 559 473 377	84400 84400 84400 84400 84400	90L4C / 90L4D	402	391	380	369	361	350	338-339
	621/13	1.2 1.4 1.6 1.9 2.4 2.5 2.8 3.3	9848 8743 7531 6372 5079 4809 4298 3678	1.1 1.3 1.5 1.7 1.9 2.0 2.2 2.6	731 649 559 473 377 357 319 273	84400 84400 84400 84400 84400 84400 84400 84400	100L6C / 100L6D	391	383	369	361	350	342	334-335
		1.9 2.2 2.5 3.0 3.7	6331 5621 4841 4096 3265	1.8 2.0 2.3 2.7 2.9	731 649 559 473 377	84400 84400 84400 84400 84400	90L4C / 90L4D	378	371	356	349	337	330	334-335

P_1 [kW]		n_2 [Min^{-1}]	M_2 [Nm]	f_B	i_{ges}	F_{R2} [kN]	IE2 / IE3	Kg ~ HC	HX	VC	VX	FC	FX	mm
1.50	620/13	1.2	9848	0.8	731	67800	100L6C / 100L6D	311	302	299	290	284	275	330-331
		1.4	8743	0.9	649	67800								
		1.6	7531	1.1	559	67800								
		1.9	6372	1.3	473	67800								
		2.4	5079	1.4	377	67800								
		2.5	4809	1.5	357	67800								
		2.8	4298	1.7	319	67800								
		3.3	3678	1.9	273	67800								
		3.9	3112	2.3	231	67800								
		4.6	2627	2.6	195	67800								
		1.9	6331	1.3	731	67800	90L4C / 90L4D	298	290	286	278	271	263	330-331
		2.2	5621	1.5	649	67800								
		2.5	4841	1.7	559	67800								
		3.0	4096	2.0	473	67800								
		3.7	3265	2.2	377	67800								
		3.9	3092	2.3	357	67800								
		4.4	2763	2.6	319	67800								
		3.8	3165	2.6	731	67800	90L2B / 90L2C	298	290	286	278	271	263	330-331
		4.3	2810	2.6	649	67800								
	620/11	1.2	9848	0.8	731	67800	100L6C / 100L6D	295	300	283	288	268	273	326-327
		1.4	8743	0.9	649	67800								
		1.6	7531	1.1	559	67800								
		1.9	6372	1.3	473	67800								
		2.4	5079	1.4	377	67800								
		2.5	4809	1.5	357	67800								
		2.8	4298	1.7	319	67800								
		3.3	3678	1.9	273	67800								
		3.9	3112	2.5	231	67800								
		4.6	2627	2.4	195	67800								
		5.5	2223	2.5	165	67800								
		7.4	1630	2.5	121	67800								
		1.9	6331	1.3	731	67800	90L4C / 90L4D	283	280	271	268	256	253	326-327
		2.2	5621	1.5	649	67800								
		2.5	4841	1.7	559	67800								
		3.0	4096	2.0	473	67800								
		3.7	3265	2.2	377	67800								
		3.9	3092	2.3	357	67800								
		4.4	2763	2.6	319	67800								
		3.8	3165	2.6	731	67800	90L2B / 90L2C	283	280	271	268	256	253	326-327
		4.3	2810	2.6	649	67800								
	619/13	1.4	8743	0.8	649	51000	100L6C / 100L6D	286	280	271	265	241	235	322-323
		1.5	8016	0.9	595	51000								
		1.6	7531	0.9	559	51000								
		1.7	7073	1.0	525	51000								
		1.9	6372	1.1	473	51000								
		2.1	5726	1.2	425	51000								
		2.4	5079	1.4	377	51000								
		2.5	4809	1.5	357	51000								
		2.8	4298	1.7	319	51000								
		3.3	3678	1.9	273	51000								
		3.9	3112	2.3	231	51000								
		4.6	2627	2.6	195	51000								
		1.9	6331	1.1	731	51000	90L4C / 90L4D	273	267	258	252	228	222	322-323
		2.2	5621	1.3	649	51000								
		2.4	5153	1.4	595	51000								
		2.5	4841	1.5	559	51000								
		2.7	4547	1.6	525	51000								
		3.0	4096	1.7	473	51000								
		3.3	3681	1.9	425	51000								
		3.7	3265	2.2	377	51000								
		3.9	3092	2.3	357	51000								
		4.4	2763	2.6	319	51000								
		3.8	3165	2.2	731	51000	90L2B / 90L2C	273	267	258	252	228	222	322-323
		4.3	2810	2.2	649	51000								
		4.7	2576	2.6	595	51000								
		5.0	2421	2.6	559	51000								
		5.9	2048	2.9	473	51000								

P_1 [kW]		n_2 [Min^{-1}]	M_2 [Nm]	f_B	i_{ges}	F_{R2} [kN]	IE2 / IE3	Kg ~ HC	HX	VC	VX	FC	FX	mm
1.50		1.4	8743	0.8	649	51000								
		1.5	8016	0.9	595	51000								
		1.6	7531	0.9	559	51000								
		1.7	7073	1.0	525	51000								
		1.9	6372	1.1	473	51000								
		2.1	5726	1.2	425	51000								
		2.4	5079	1.4	377	51000								
		2.5	4809	1.5	357	51000								
		2.8	4298	1.7	319	51000	100L6C / 100L6D	274	278	259	263	229	233	318-319
		3.3	3678	1.9	273	51000								
		3.9	3112	2.3	231	51000								
		4.6	2627	2.2	195	51000								
		5.5	2223	2.3	165	51000								
		6.3	1926	2.3	143	51000								
		7.4	1630	2.3	121	51000								
		8.7	1401	2.3	104	51000								
	619/11	1.9	6331	1.1	731	51000								
		2.2	5621	1.3	649	51000								
		2.4	5153	1.4	595	51000								
		2.5	4841	1.5	559	51000								
		2.7	4547	1.6	525	51000								
		3.0	4096	1.7	473	51000	90L4C / 90L4D	262	260	247	245	217	215	318-319
		3.3	3681	1.9	425	51000								
		3.7	3265	2.2	377	51000								
		3.9	3092	2.3	357	51000								
		4.4	2763	2.6	319	51000								
		3.8	3165	2.2	731	51000								
		4.3	2810	2.5	649	51000								
		4.7	2576	2.8	595	51000								
		5.0	2421	2.9	559	51000	90L2B / 90L2C	262	260	247	245	217	215	318-319
		5.3	2273	2.5	525	51000								
		6.6	1840	2.9	425	51000								
		7.8	1546	2.9	357	51000								
	618/13	2.5	4809	0.8	357	36600								
		2.8	4298	0.9	319	36600								
		3.3	3678	1.1	273	36600								
		3.9	3112	1.3	231	36600								
		4.6	2627	1.5	195	36600	100L6C / 100L6D	221	212	208	199	188	179	314-315
		5.5	2223	1.8	165	36600								
		6.3	1926	2.0	143	36600								
		7.4	1630	2.0	121	36600								
		8.7	1401	2.8	104	36600								
		2.5	4841	0.8	559	36600								
		2.7	4547	0.9	525	36600								
		3.0	4096	1.0	473	36600								
		3.3	3681	1.1	425	36600								
		3.7	3265	1.2	377	36600								
		3.9	3092	1.3	357	36600	90L4C / 90L4D	208	200	195	187	175	167	314-315
		4.4	2763	1.4	319	36600								
		5.1	2364	1.7	273	36600								
		6.1	2001	2.0	231	36600								
		7.2	1689	2.4	195	36600								
		8.5	1429	2.8	165	36600								
		3.8	3165	1.3	731	36600								
		4.3	2810	1.4	649	36600								
		4.7	2576	1.5	595	36600								
		5.0	2421	1.6	559	36600								
		5.3	2273	1.8	525	36600								
		5.9	2048	1.9	473	36600	90L2B / 90L2C	208	200	195	187	175	167	314-315
		6.6	1840	2.2	425	36600								
		7.4	1633	2.4	377	36600								
		7.8	1546	2.6	357	36600								
		8.8	1381	2.9	319	36600								
	618/10	2.5	4809	0.8	357	36600								
		2.8	4298	0.9	319	36600								
		3.3	3678	1.1	273	36600								
		3.9	3112	1.3	231	36600								
		4.6	2627	1.2	195	36600	100L6C / 100L6D	198	205	185	192	165	172	310-311
		5.5	2223	1.4	165	36600								
		6.3	1926	1.4	143	36600								
		7.4	1630	1.4	121	36600								
		8.7	1401	1.4	104	36600								

P_1 [kW]		n_2 [Min^{-1}]	M_2 [Nm]	f_B	i_{ges}	F_{R2} [kN]	IE2 / IE3	Kg ~ HC	HX	VC	VX	FC	FX	mm
1.50		2.5	4841	0.8	559	36600								
		2.7	4547	0.9	525	36600								
		3.0	4096	1.0	473	36600								
		3.3	3681	1.1	425	36600								
		3.7	3265	1.2	377	36600								
		3.9	3092	1.3	357	36600								
		4.4	2763	1.4	319	36600								
		5.1	2364	1.7	273	36600	90L4C / 90L4D	186	193	173	180	153	160	310-311
		6.1	2001	1.8	231	36600								
		7.2	1689	1.8	195	36600								
		8.5	1429	1.8	165	36600								
		9.8	1238	1.8	143	36600								
		11.6	1048	1.8	121	36600								
		13.5	901	1.8	104	36600								
	618/10	3.8	3165	1.3	731	36600								
		4.3	2810	1.4	649	36600								
		4.7	2576	1.4	595	36600								
		5.0	2421	1.8	559	36600								
		5.3	2273	1.8	525	36600								
		5.9	2048	1.8	473	36600								
		6.6	1840	1.4	425	36600								
		7.4	1633	1.8	377	36600								
		7.8	1546	1.4	357	36600	90L2B / 90L2C	186	193	173	180	153	160	310-311
		8.8	1381	1.8	319	36600								
		10.3	1182	1.8	273	36600								
		12.1	1000	1.8	231	36600								
		14.4	844	1.8	195	36600								
		17.0	714	1.8	165	35500								
		19.6	619	1.8	143	33800								
		23.1	524	1.8	121	32100								
		26.9	450	1.8	104	30500								
	617/11	3.9	3112	0.9	231	27000								
		4.6	2627	1.0	195	27000								
		5.5	2223	1.2	165	27000								
		6.3	1926	1.4	143	27000	100L6C / 100L6D	164	158	164	158	135	129	306-307
		7.4	1630	1.5	121	27000								
		8.7	1401	1.9	104	27000								
		3.7	3265	0.8	377	27000								
		3.9	3092	0.9	357	27000								
		4.4	2763	1.0	319	27000								
		5.1	2364	1.1	273	27000								
		6.1	2001	1.3	231	27000								
		7.2	1689	1.6	195	27000	90L4C / 90L4D	152	146	152	146	123	117	306-307
		8.5	1429	1.9	165	27000								
		9.8	1238	2.2	143	27000								
		11.6	1048	2.4	121	27000								
		13.5	901	3.0	104	27000								
		3.8	3165	0.8	731	27000								
		4.3	2810	1.0	649	27000								
		4.7	2576	1.0	595	27000								
		5.0	2421	1.1	559	27000								
		5.3	2273	1.2	525	27000								
		5.9	2048	1.3	473	27000								
		6.6	1840	1.5	425	27000	90L2B / 90L2C	152	146	152	146	123	117	306-307
		7.4	1633	1.6	377	27000								
		7.8	1546	1.7	357	27000								
		8.8	1381	1.9	319	27000								
		10.3	1182	2.3	273	27000								
		12.1	1000	2.7	231	27000								
		14.4	844	2.7	195	27000								
	617/10	3.9	3112	0.9	231	27000								
		4.6	2627	1.0	195	27000								
		5.5	2223	1.2	165	27000								
		6.3	1926	1.4	143	27000	100L6C / 100L6D	154	151	154	151	125	122	302-303
		7.4	1630	1.4	121	27000								
		8.7	1401	1.4	104	27000								

P_1 [kW]		n_2 [Min^{-1}]	M_2 [Nm]	f_B	i_{ges}	F_{R2} [kN]	IE2 / IE3	Kg ~ HC	HX	VC	VX	FC	FX	mm
1.50	617/10	3.7	3265	0.8	377	27000	90L4C / 90L4D	142	138	145	138	113	109	302-303
		3.9	3092	0.9	357	27000								
		4.4	2763	1.0	319	27000								
		5.1	2364	1.1	273	27000								
		6.1	2001	1.3	231	27000								
		7.2	1689	1.6	195	27000								
		8.5	1429	1.8	165	27000								
		9.8	1238	1.8	143	27000								
		11.6	1048	1.8	121	27000								
		13.5	901	1.8	104	27000								
		3.8	3165	0.8	731	27000	90L2B / 90L2C	142	138	145	138	113	109	302-303
		4.3	2810	1.0	649	27000								
		4.7	2576	1.0	595	27000								
		5.0	2421	1.1	559	27000								
		5.3	2273	1.2	525	27000								
		5.9	2048	1.3	473	27000								
		6.6	1840	1.4	425	27000								
		7.4	1633	1.8	377	27000								
		7.8	1546	1.4	357	27000								
		8.8	1381	1.8	319	27000								
		10.3	1182	1.8	273	27000								
		12.1	1000	1.8	231	27000								
		14.4	844	1.8	195	27000								
		17.0	714	1.8	165	26500								
		19.6	619	1.8	143	25200								
		23.1	524	1.8	121	23800								
		26.9	450	1.8	104	22600								
	617/09	3.7	3265	0.8	377	27000	90L4C / 90L4D	140	138	140	138	111	109	298-299
		4.4	2763	0.8	319	27000								
		5.1	2364	0.8	273	27000								
		6.1	2001	0.8	231	27000								
		7.2	1689	0.8	195	27000								
		8.5	1429	0.8	165	27000								
		9.8	1238	0.8	143	27000								
		11.6	1048	0.8	121	27000								
		13.5	901	0.9	104	27000								
		4.3	2810	0.8	649	27000	90L2B / 90L2C	140	138	140	138	111	109	298-299
		5.0	2421	0.8	559	27000								
		5.3	2273	0.8	525	27000								
		5.9	2048	0.8	473	27000								
		7.4	1633	0.8	377	27000								
		8.8	1381	0.8	319	27000								
		10.3	1182	0.8	273	27000								
		12.1	1000	0.8	231	27000								
		14.4	844	0.8	195	27000								
		17.0	714	0.8	165	26500								
		19.6	619	0.8	143	25200								
		23.1	524	0.8	121	23800								
		26.9	450	0.9	104	22600								
	617	10.3	1274	2.3	87	27000	100L6C / 100L6D	170	-	170	-	141	-	204-205
		12.7	1040	2.9	71	27000								
	616/11	5.5	2223	0.8	165	19200	100L6C / 100L6D	129	123	124	118	111	105	294-295
		6.3	1926	0.9	143	19200								
		7.4	1630	1.1	121	19200								
		8.7	1401	1.3	104	19200								
		6.1	2001	0.9	231	19200	90L4C / 90L4D	117	112	112	107	99	94	294-295
		7.2	1689	1.1	195	19200								
		8.5	1429	1.2	165	19200								
		9.8	1238	1.4	143	19200								
		11.6	1048	1.4	121	19200								
		13.5	901	1.7	104	19200								
		5.9	2048	0.9	473	19200	90L2B / 90L2C	117	112	112	107	99	94	294-295
		6.6	1840	1.0	425	19200								
		7.4	1633	1.1	377	19200								
		7.8	1546	1.2	357	19200								
		8.8	1381	1.3	319	19200								
		10.3	1182	1.5	273	19200								
		12.1	1000	1.8	231	19200								
		14.4	844	2.1	195	19200								
		17.0	714	2.5	165	19200								
		19.6	619	2.9	143	19200								

P_1 [kW]		n_2 [Min^{-1}]	M_2 [Nm]	f_B	i_{ges}	F_{R2} [kN]	IE2 / IE3	Kg ~ HC	HX	VC	VX	FC	FX	mm
1.50	616/10	5.5 6.3 7.4 8.7	2223 1926 1630 1401	0.8 0.9 1.1 1.2	165 143 121 104	19200 19200 19200 19200	100L6C / 100L6D	120	115	115	110	102	97	290-291
		6.1 7.2 8.5 9.8 11.6 13.5	2001 1689 1429 1238 1048 901	0.9 1.1 1.2 1.4 1.4 1.7	231 195 165 143 121 104	19200 19200 19200 19200 19200 19200	90L4C / 90L4D	108	104	103	99	90	86	290-291
		5.9 6.6 7.4 7.8 8.8 10.3 12.1 14.4 17.0 19.6 23.1 26.9	2048 1840 1633 1546 1381 1182 1000 844 714 619 524 450	0.9 1.0 1.1 1.2 1.3 1.5 1.7 1.7 1.7 1.7 1.7 1.7	473 425 377 357 319 273 231 195 165 143 121 104	19200 19200 19200 19200 19200 19200 19200 19200 19200 19200 19200 19000	90L2B / 90L2C	108	104	103	99	90	86	290-291
	616/09	6.1 7.2 8.5 9.8 11.6 13.5	2001 1689 1429 1238 1048 901	0.8 0.8 0.8 0.8 0.8 0.9	231 195 165 143 121 104	19200 19200 19200 19200 19200 19200	90L4C / 90L4D	106	104	101	99	88	86	286-287
		5.9 7.4 8.8 10.3 12.1 14.4 17.0 19.6 23.1 26.9	2048 1633 1381 1182 1000 844 714 619 524 450	0.8 0.8 0.8 0.8 0.8 0.8 0.8 0.8 0.8 0.9	473 377 319 273 231 195 165 143 121 104	19200 19200 19200 19200 19200 19200 19200 19200 19200 19000	90L2B / 90L2C	106	104	101	99	88	86	286-287
	616	10.3 12.7 15.3 17.6	1274 1040 864 747	1.5 1.9 2.3 2.6	87 71 59 51	19200 19200 19200 19200	100L6C / 100L6D	125	112	120	107	107	94	200-201
		16.1 19.7	819 668	2.2 2.7	87 71	19200 19200	90L4C / 90L4D	112	100	107	95	94	82	200-201
		32.2 39.4	409 334	2.2 2.8	87 71	17900 16800	90L2B / 90L2C	112	100	107	95	94	82	200-201
	615	10.3 12.7 15.3 17.6 20.9 25.7 31.0	1274 1040 864 747 630 513 425	0.9 1.1 1.3 1.5 1.8 2.2 2.6	87 71 59 51 43 35 29	15400 15400 15400 15400 15400 15400 15400	100L6C / 100L6D	82	73	79	68	73	62	196-197
		16.1 19.7 23.7 27.5 32.6	819 668 555 480 405	1.3 1.5 1.9 2.2 2.6	87 71 59 51 43	15400 15400 15400 15400 15400	90L4C / 90L4D	69	61	66	57	60	51	196-197
		32.2 39.4 47.5 54.9 65.1	409 334 278 240 202	1.3 1.5 1.9 2.2 2.6	87 71 59 51 43	15400 15300 14400 13800 13100	90L2B / 90L2C	69	61	66	57	60	51	196-197
	614/10	9.8 11.6 13.5	1238 1048 901	0.8 1.0 1.1	143 121 104	14400 14400 14400	90L4C / 90L4D	66	63	66	62	59	56	282-283

P_1 [kW]		n_2 [Min^{-1}]	M_2 [Nm]	f_B	i_{ges}	F_{R2} [kN]	IE2 / IE3	Kg ~ HC	HX	VC	VX	FC	FX	mm
1.50	614/10	10.3 12.1 14.4 17.0 19.6 23.1 26.9	1182 1000 844 714 619 524 450	0.9 1.0 1.2 1.4 1.5 1.7 1.7	273 231 195 165 143 121 104	14400 14400 14400 14400 14400 14400 14400	90L2B / 90L2C	66	63	66	62	59	56	282-283
	614/09	9.8 11.6 13.5	1238 1048 901	0.8 0.8 0.9	143 121 104	14400 14400 14400	90L4C / 90L4D	65	63	65	62	58	56	278-279
		10.3 12.1 14.4 17.0 19.6 23.1 26.9	1182 1000 844 714 619 524 450	0.8 0.8 0.8 0.8 0.8 0.8 0.9	273 231 195 165 143 121 104	14400 14400 14400 14400 14400 14400 14400	90L2B / 90L2C	65	63	65	62	58	56	278-279
	614	10.3 12.7 15.3 17.6 20.9 25.7 31.0 36.0	1274 1040 864 747 630 513 425 366	0.9 1.0 1.3 1.5 1.6 2.2 2.5 2.9	87 71 59 51 43 35 29 25	14400 14400 14400 14400 14400 14400 13900 13300	100L6C / 100L6D	80	73	79	72	73	66	192-193
		16.1 19.7 23.7 27.5 32.6	819 668 555 480 405	1.3 1.4 1.9 2.0 2.1	87 71 59 51 43	14400 14400 14400 14400 13800	90L4C / 90L4D	67	61	66	59	60	54	192-193
		32.2 39.4 47.5 54.9 65.1	409 334 278 240 202	1.3 1.4 2.0 2.0 2.1	87 71 59 51 43	13900 13000 12400 11900 11200	90L2B / 90L2C	67	61	66	59	60	54	192-193
	613/10	13.5	901	0.8	104	12900	90L4C / 90L4D	66	63	66	62	59	56	270-271
		14.4 17.0 19.6 23.1 26.9	844 714 619 524 450	0.9 1.0 1.2 1.4 1.7	195 165 143 121 104	12900 12900 12900 12500 11900	90L2B / 90L2C	66	63	66	62	59	56	270-271
	613/09	13.5	901	0.8	104	12900	90L4C / 90L4D	65	63	65	62	58	56	266-267
		26.9	450	0.8	104	11900	90L2B / 90L2C	65	63	65	62	58	56	266-267
	613	12.7 15.3 17.6 20.9 25.7 31.0 36.0 42.9	1040 864 747 630 513 425 366 308	0.8 1.0 1.1 1.3 1.6 1.9 2.3 2.7	71 59 51 43 35 29 25 21	12900 12900 12900 12700 11900 11200 10600 10000	100L6C / 100L6D	79	72	78	71	72	65	188-189
		16.1 19.7 23.7 27.5 32.6 40.0 48.3	819 668 555 480 405 329 273	1.0 1.2 1.4 1.7 2.0 2.4 2.9	87 71 59 51 43 35 29	12900 12900 12400 11800 11100 10400 9740	90L4C / 90L4D	66	60	65	59	59	53	188-189
		32.2 39.4 47.5 54.9 65.1 80.0 96.6	409 334 278 240 202 165 136	1.0 1.2 1.4 1.7 2.0 2.4 2.9	87 71 59 51 43 35 29	11200 10400 9780 9320 8800 8230 7730	90L2B / 90L2C	66	60	65	59	59	53	188-189

P_1 [kW]		n_2 [Min^{-1}]	M_2 [Nm]	f_B	i_{ges}	F_{R2} [kN]	IE2 / IE3	Kg ~ HC	HX	VC	VX	FC	FX	mm
1.50	612	20.9	630	0.9	43	9620	100L6C / 100L6D	59	54	57	52	54	49	184-185
		25.7	513	1.1	35	9620								
		31.0	425	1.3	29	9620								
		36.0	366	1.5	25	9180								
		42.9	308	1.8	21	8660								
		52.9	249	2.2	17	8070								
		60.0	220	2.5	15	7750								
		69.2	190	2.5	13	7380								
		81.8	161	2.5	11	6980								
		23.7	555	0.9	59	9620	90L4C / 90L4D	47	43	45	41	42	38	184-185
		27.5	480	1.1	51	9620								
		32.6	405	1.3	43	9610								
		40.0	329	1.6	35	8970								
		48.3	273	1.9	29	8420								
		56.0	235	2.2	25	8020								
		66.7	198	2.7	21	7570								
		47.5	278	0.9	59	8470	90L2B / 90L2C	47	43	45	41	42	38	184-185
		54.9	240	1.1	51	8070								
		65.1	202	1.3	43	7630								
		80.0	165	1.6	35	7120								
		96.6	136	1.9	29	6690								
		112.0	118	2.2	25	6360								
		133.3	99	2.7	21	6000								
	611	20.9	630	0.9	43	8460	100L6C / 100L6D	58	54	57	53	54	50	180-181
		25.7	513	1.1	35	8460								
		31.0	425	1.3	29	8460								
		36.0	366	1.5	25	8460								
		42.9	308	1.8	21	8460								
		52.9	249	2.2	17	8070								
		60.0	220	2.4	15	7750								
		69.2	190	2.4	13	7380								
		81.8	161	2.5	11	6980								
		112.5	117	2.5	8	6280								
		150.0	88	2.5	6	5710								
		23.7	555	0.9	59	8460	90L4C / 90L4D	46	42	45	41	42	38	180-181
		27.5	480	1.1	51	8460								
		32.6	405	1.3	43	8460								
		40.0	329	1.6	35	8460								
		48.3	273	1.9	29	8420								
		56.0	235	2.1	25	8020								
		66.7	198	2.7	21	7570								
		47.5	278	0.9	59	8460	90L2B / 90L2C	46	42	45	41	42	38	180-181
		54.9	240	1.1	51	8460								
		65.1	202	1.3	43	8070								
		80.0	165	1.6	35	7630								
		96.6	136	1.9	29	7120								
		112.0	118	2.1	25	6690								
		133.3	99	2.7	21	6360								
	610	42.9	308	0.9	21	5290	100L6C / 100L6D	45	41	43	39	42	38	176-177
		52.9	249	1.1	17	5290								
		60.0	220	1.3	15	5290								
		69.2	190	1.2	13	5290								
		81.8	161	1.4	11	5290								
		112.5	117	1.4	8	5010								
		150.0	88	1.4	6	4550								
		48.3	273	0.9	29	5290	90L4C / 90L4D	33	30	31	28	30	27	176-177
		56.0	235	1.0	25	5290								
		66.7	198	1.3	21	5290								
		82.4	160	1.4	17	5290								
		93.3	141	1.8	15	5290								
		107.7	122	1.8	13	5150								
		127.3	104	1.8	11	4860								
		175.0	75	1.8	8	4370								
		233.3	56	1.8	6	3980								
		96.6	136	0.9	29	5290	90L2B / 90L2C	33	30	31	28	30	27	176-177
		112.0	118	1.0	25	5080								
		133.3	99	1.3	21	4790								
		164.7	80	1.4	17	4470								
		186.7	71	1.8	15	4280								
		215.4	61	1.8	13	4090								
		254.5	52	1.8	11	3860								
		350.0	38	1.8	8	3470								
		466.7	28	1.8	6	3160								

P_1 [kW]		n_2 [Min^{-1}]	M_2 [Nm]	f_B	i_{ges}	F_{R2} [kN]	IE2 / IE3	Kg ~ HC	HX	VC	VX	FC	FX	mm
1.50	609	107.7 127.3 175.0 233.3	122 104 75 56	0.8 0.8 0.9 0.9	13 11 8 6	3270 3090 2780 2530	90L4C / 90L4D	32	28	30	26	29	25	172-173
		215.4 254.5 350.0 466.7	61 52 38 28	0.8 0.8 0.9 0.9	13 11 8 6	2600 2450 2210 2000	90L2B / 90L2C	32	28	30	26	29	25	172-173
2.20	625/17	1.2 1.4 1.6	14444 12823 11045	2.1 2.3 2.7	731 649 559	253000 253000 253000	112M6C / 112M6D	1065	-	973	-	908	-	366-367
	624/18	1.2 1.4 1.6 1.9 2.4 2.5	14444 12823 11045 9346 7449 7054	1.6 1.8 2.1 2.5 2.7 2.9	731 649 559 473 377 357	204000 204000 204000 204000 200000 197000	112M6C / 112M6D	743	-	697	-	676	-	362-363
		1.9 2.2	9285 8244	2.5 2.8	731 649	204000 204000	100L4B / 100L4C	735	-	689	-	668	-	362-363
	624/16	1.2 1.4 1.6 1.9 2.4 2.5	14444 12823 11045 9346 7449 7054	1.6 1.8 2.1 2.5 2.7 2.9	731 649 559 473 377 357	204000 204000 204000 204000 200000 197000	112M6C / 112M6D	703	692	657	646	636	625	358-359
		1.9 2.2	9285 8244	2.5 2.8	731 649	204000 204000	100L4B / 100L4C	695	684	649	638	628	617	358-359
	623/18	1.2 1.4 1.6 1.9 2.4 2.5 2.8 3.3	14444 12823 11045 9346 7449 7054 6303 5394	1.2 1.4 1.6 1.9 2.1 2.3 2.5 2.9	731 649 559 473 377 357 319 273	175000 175000 175000 175000 175000 175000 171000 163000	112M6C / 112M6D	638	-	609	-	565	-	354-355
		1.9 2.2 2.5 3.0	9285 8244 7100 6008	1.9 2.1 2.5 2.9	731 649 559 473	175000 175000 175000 170000	100L4B / 100L4C	630	-	601	-	557	-	354-355
	623/16	1.2 1.4 1.6 1.9 2.4 2.5 2.8 3.3	14444 12823 11045 9346 7449 7054 6303 5394	1.2 1.4 1.6 1.9 2.1 2.3 2.5 2.9	731 649 559 473 377 357 319 273	175000 175000 175000 175000 175000 175000 171000 163000	112M6C / 112M6D	598	584	569	555	525	511	350-351
		1.9 2.2 2.5 3.0	9285 8244 7100 6008	1.9 2.1 2.5 2.9	731 649 559 473	175000 175000 175000 170000	100L4B / 100L4C	590	576	561	547	517	503	350-351
	622/17	1.2 1.4 1.6 1.9 2.4 2.5 2.8 3.3 3.9 4.6	14444 12823 11045 9346 7449 7054 6303 5394 4564 3853	1.0 1.1 1.3 1.5 1.7 1.8 2.0 2.3 2.7 2.9	731 649 559 473 377 357 319 273 231 195	142000 142000 142000 142000 142000 142000 137000 130000 125000 119000	112M6C / 112M6D	528	-	515	-	485	-	346-347
		1.9 2.2 2.5 3.0 3.7 3.9	9285 8244 7100 6008 4789 4535	1.5 1.7 2.0 2.3 2.6 2.8	731 649 559 473 377 357	142000 142000 142000 136000 127000 125000	100L4B / 100L4C	520	-	507	-	477	-	346-347

P_1 [kW]		n_2 [Min^{-1}]	M_2 [Nm]	f_B	i_{ges}	F_{R2} [kN]	IE2 / IE3	Kg ~ HC	HX	VC	VX	FC	FX	mm
2.20	622/13	1.2	14444	1.0	731	142000	112M6C / 112M6D	474	466	461	453	431	423	342-343
		1.4	12823	1.1	649	142000								
		1.6	11045	1.3	559	142000								
		1.9	9346	1.5	473	142000								
		2.4	7449	1.7	377	142000								
		2.5	7054	1.8	357	142000								
		2.8	6303	2.0	319	137000								
		3.3	5394	2.3	273	130000								
		3.9	4564	2.7	231	125000								
		4.6	3853	2.7	195	119000								
		1.9	9285	1.5	731	142000	100L4B / 100L4C	466	458	453	445	423	415	342-343
		2.2	8244	1.7	649	142000								
		2.5	7100	2.0	559	142000								
		3.0	6008	2.3	473	136000								
		3.7	4789	2.6	377	127000								
		3.9	4535	2.8	357	125000								
		3.8	4643	3.0	731	126000	90L2D	453	446	440	433	410	403	342-343
		4.3	4122	3.0	649	122000								
	621/16	1.4	12823	0.9	649	84400	112M6C / 112M6D	423	411	401	389	382	370	338-339
		1.6	11045	1.0	559	84400								
		1.9	9346	1.2	473	84400								
		2.4	7449	1.3	377	84400								
		2.5	7054	1.3	357	84400								
		2.8	6303	1.5	319	84400								
		3.3	5394	1.7	273	84400								
		3.9	4564	2.1	231	84400								
		4.6	3853	2.2	195	84400								
		5.5	3260	2.5	165	84400								
		7.4	2391	3.0	121	84400								
		1.9	9285	1.2	731	84400	100L4B / 100L4C	415	403	393	381	374	362	338-339
		2.2	8244	1.3	649	84400								
		2.5	7100	1.6	559	84400								
		3.0	6008	1.8	473	84400								
		3.7	4789	2.0	377	84400								
		3.9	4535	2.1	357	84400								
		4.4	4052	2.3	319	84400								
		5.1	3468	2.7	273	84400								
		3.8	4643	2.4	731	67800	90L2D	402	391	380	369	361	350	338-339
		4.3	4122	2.3	649	67800								
		5.0	3550	2.8	559	67800								
	621/13	1.4	12823	0.9	649	84400	112M6C / 112M6D	399	391	377	369	358	350	334-335
		1.6	11045	1.0	559	84400								
		1.9	9346	1.2	473	84400								
		2.4	7449	1.3	377	84400								
		2.5	7054	1.3	357	84400								
		2.8	6303	1.5	319	84400								
		3.3	5394	1.7	273	84400								
		3.9	4564	2.1	231	84400								
		4.6	3853	2.2	195	84400								
		5.5	3260	2.5	165	84400								
		7.4	2391	3.0	121	84400								
		1.9	9285	1.2	731	84400	100L4B / 100L4C	391	383	369	361	350	342	334-335
		2.2	8244	1.3	649	84400								
		2.5	7100	1.6	559	84400								
		3.0	6008	1.8	473	84400								
		3.7	4789	2.0	377	84400								
		3.9	4535	2.1	357	84400								
		4.4	4052	2.3	319	84400								
		5.1	3468	2.7	273	84400								
		3.8	4643	2.4	731	67800	90L2D	378	371	356	349	337	330	334-335
		4.3	4122	2.3	649	67800								
		5.0	3550	2.8	559	67800								
	620/13	1.9	9346	0.9	473	67800	112M6C / 112M6D	319	310	307	298	292	283	330-331
		2.4	7449	1.0	377	67800								
		2.5	7054	1.0	357	67800								
		2.8	6303	1.1	319	67800								
		3.3	5394	1.3	273	67800								
		3.9	4564	1.6	231	67800								
		4.6	3853	1.7	195	67800								
		5.5	3260	2.1	165	67800								
		7.4	2391	2.3	121	67800								

P_1 [kW]		n_2 [Min^{-1}]	M_2 [Nm]	f_B	i_{ges}	F_{R2} [kN]	IE2 / IE3	Kg ~ HC	HX	VC	VX	FC	FX	mm
2.20	620/13	1.9	9285	0.9	731	67800	100L4B / 100L4C	311	302	299	290	284	275	330-331
		2.2	8244	1.0	649	67800								
		2.5	7100	1.2	559	67800								
		3.0	6008	1.4	473	67800								
		3.7	4789	1.5	377	67800								
		3.9	4535	1.6	357	67800								
		4.4	4052	1.8	319	67800								
		5.1	3468	2.1	273	67800								
		6.1	2934	2.4	231	67800								
		7.2	2477	2.7	195	67800								
		3.8	4643	1.8	731	67800	90L2D	298	290	286	278	271	263	330-331
		4.3	4122	1.8	649	67800								
		5.0	3550	2.1	559	67800								
		5.9	3004	2.4	473	67800								
		7.4	2394	2.7	377	67800								
		8.8	2026	3.0	319	67800								
	620/11	1.9	9346	0.9	473	67800	112M6C / 112M6D	303	308	291	296	276	281	326-327
		2.4	7449	1.0	377	67800								
		2.5	7054	1.0	357	67800								
		2.8	6303	1.1	319	67800								
		3.3	5394	1.3	273	67800								
		3.9	4564	1.7	231	67800								
		4.6	3853	1.7	195	67800								
		5.5	3260	1.7	165	67800								
		7.4	2391	1.7	121	67800								
		1.9	9285	0.9	731	67800	100L4B / 100L4C	295	300	283	288	268	273	326-327
		2.2	8244	1.0	649	67800								
		2.5	7100	1.2	559	67800								
		3.0	6008	1.4	473	67800								
		3.7	4789	1.5	377	67800								
		3.9	4535	1.6	357	67800								
		4.4	4052	1.8	319	67800								
		5.1	3468	2.1	273	67800								
		6.1	2934	2.3	231	67800								
		7.2	2477	2.2	195	67800								
		8.5	2096	2.3	165	67800								
		11.6	1537	2.3	121	67800								
		3.8	4643	1.8	731	67800	90L2D	283	280	271	268	256	253	326-327
		4.3	4122	1.8	649	67800								
		5.0	3550	2.2	559	67800								
		5.9	3004	2.3	473	67800								
		7.4	2394	2.2	377	67800								
		7.8	2267	2.1	357	67800								
		8.8	2026	2.3	319	67800								
		10.3	1734	2.2	273	67800								
		12.1	1467	2.3	231	66700								
		14.4	1238	2.2	195	63400								
		17.0	1048	2.3	165	60300								
		23.1	768	2.3	121	54900								
	619/13	2.1	8397	0.8	425	51000	112M6C / 112M6D	294	288	279	273	249	243	322-323
		2.4	7449	1.0	377	51000								
		2.5	7054	1.0	357	51000								
		2.8	6303	1.1	319	51000								
		3.3	5394	1.3	273	51000								
		3.9	4564	1.6	231	51000								
		4.6	3853	1.7	195	51000								
		5.5	3260	2.1	165	51000								
		6.3	2825	2.4	143	51000								
		7.4	2391	2.3	121	51000								
		8.7	2055	2.9	104	51000								
		2.2	8244	0.9	649	51000	100L4B / 100L4C	286	280	271	265	241	235	322-323
		2.4	7558	0.9	595	51000								
		2.5	7100	1.0	559	51000								
		2.7	6669	1.1	525	51000								
		3.0	6008	1.2	473	51000								
		3.3	5398	1.3	425	51000								
		3.7	4789	1.5	377	51000								
		3.9	4535	1.6	357	51000								
		4.4	4052	1.8	319	51000								
		5.1	3468	2.1	273	51000								
		6.1	2934	2.4	231	51000								
		7.2	2477	2.5	195	51000								

P_1 [kW]		n_2 [Min^{-1}]	M_2 [Nm]	f_B	i_{ges}	F_{R2} [kN]	IE2 / IE3	Kg ~ HC	HX	VC	VX	FC	FX	mm
2.20	619/13	3.8	4643	1.5	731	51000	90L2D	273	267	258	252	228	222	322-323
		4.3	4122	1.5	649	51000								
		4.7	3779	1.8	595	51000								
		5.0	3550	1.8	559	51000								
		5.3	3334	2.1	525	51000								
		5.9	3004	2.0	473	51000								
		6.6	2699	2.6	425	51000								
		7.4	2394	2.5	377	51000								
		8.8	2026	2.8	319	51000								
	619/11	2.1	8397	0.8	425	51000	112M6C / 112M6D	282	286	267	271	237	241	318-319
		2.4	7449	1.0	377	51000								
		2.5	7054	1.0	357	51000								
		2.8	6303	1.1	319	51000								
		3.3	5394	1.3	273	51000								
		3.9	4564	1.6	231	51000								
		4.6	3853	1.5	195	51000								
		5.5	3260	1.6	165	51000								
		6.3	2825	1.6	143	51000								
		7.4	2391	1.6	121	51000								
		8.7	2055	1.6	104	51000								
		2.2	8244	0.9	649	51000	100L4B / 100L4C	274	278	259	263	229	233	318-319
		2.4	7558	0.9	595	51000								
		2.5	7100	1.0	559	51000								
		2.7	6669	1.1	525	51000								
		3.0	6008	1.2	473	51000								
		3.3	5398	1.3	425	51000								
		3.7	4789	1.5	377	51000								
		3.9	4535	1.6	357	51000								
		4.4	4052	1.8	319	51000								
		5.1	3468	2.1	273	51000								
		6.1	2934	2.1	231	51000								
		7.2	2477	2.1	195	51000								
		8.5	2096	2.1	165	51000								
		9.8	1816	2.1	143	51000								
		11.6	1537	2.1	121	51000								
		13.5	1321	2.1	104	51000								
		3.8	4643	1.5	731	51000	90L2D	262	260	247	245	217	215	318-319
		4.3	4122	1.7	649	51000								
		4.7	3779	1.9	595	51000								
		5.0	3550	2.0	559	51000								
		5.3	3334	1.7	525	51000								
		5.9	3004	2.1	473	51000								
		6.6	2699	2.0	425	51000								
		7.4	2394	2.1	377	51000								
		7.8	2267	2.0	357	51000								
		8.8	2026	2.1	319	51000								
		10.3	1734	2.1	273	51000								
		12.1	1467	2.1	231	51000								
		14.4	1238	2.1	195	51000								
		17.0	1048	2.1	165	49700								
		19.6	908	2.1	143	47400								
		23.1	768	2.1	121	44800								
		26.9	661	2.1	104	42500								
	618/13	3.9	4564	0.9	231	36600	112M6C / 112M6D	229	220	216	207	196	187	314-315
		4.6	3853	1.0	195	36600								
		5.5	3260	1.2	165	36600								
		6.3	2825	1.4	143	36600								
		7.4	2391	1.4	121	36600								
		8.7	2055	1.9	104	36600								
		3.7	4789	0.8	377	36600	100L4B / 100L4C	221	212	208	199	188	179	314-315
		3.9	4535	0.9	357	36600								
		4.4	4052	1.0	319	36600								
		5.1	3468	1.1	273	36600								
		6.1	2934	1.4	231	36600								
		7.2	2477	1.6	195	36600								
		8.5	2096	1.9	165	36600								
		9.8	1816	2.1	143	36600								
		11.6	1537	2.1	121	36600								
		13.5	1321	2.9	104	36600								

P_1 [kW]		n_2 [Min^{-1}]	M_2 [Nm]	f_B	i_{ges}	F_{R2} [kN]	IE2 / IE3	Kg ~ HC	HX	VC	VX	FC	FX	mm
2.20	618/13	3.8 4.3 4.7 5.0 5.3 5.9 6.6 7.4 7.8 8.8 10.3 12.1	4643 4122 3779 3550 3334 3004 2699 2394 2267 2026 1734 1467	0.9 1.0 1.1 1.1 1.2 1.3 1.5 1.7 1.8 2.0 2.3 2.7	731 649 595 559 525 473 425 377 357 319 273 231	36600 36600 36600 36600 36600 36600 36600 36600 36600 36600 36600 36600	90L2D	208	200	195	187	175	167	314-315
	618/10	3.7 3.9 4.4 5.1 6.1 7.2 8.5 9.8 11.6 13.5	4789 4535 4052 3468 2934 2477 2096 1816 1537 1321	0.8 0.9 1.0 1.1 1.2 1.2 1.2 1.2 1.2 1.2	377 357 319 273 231 195 165 143 121 104	36600 36600 36600 36600 36600 36600 36600 36600 36600 36600	100L4B / 100L4C	198	205	185	192	165	172	310-311
		3.8 4.3 4.7 5.0 5.3 5.9 6.6 7.4 7.8 8.8 10.3 12.1 14.4 17.0 19.6 23.1 26.9	4643 4122 3779 3550 3334 3004 2699 2394 2267 2026 1734 1467 1238 1048 908 768 661	0.9 1.0 1.0 1.2 1.2 1.2 1.0 1.2 1.0 1.2 1.2 1.2 1.2 1.2 1.2 1.2 1.2	731 649 595 559 525 473 425 377 357 319 273 231 195 165 143 121 104	36600 36600 36600 36600 36600 36600 36600 36600 36600 36600 36600 36600 36600 35500 33800 32100 30500	90L2D	186	193	173	180	153	160	310-311
	618	10.3 12.7	1868 1525	2.4 2.8	87 71	36600 36600	112M6C / 112M6D	217	-	204	-	184	-	208-209
	617/11	5.5 6.3 7.4 8.7	3260 2825 2391 2055	0.8 1.0 1.0 1.3	165 143 121 104	27000 27000 27000 27000	112M6C / 112M6D	172	166	172	166	143	137	306-307
		6.1 7.2 8.5 9.8 11.6 13.5	2934 2477 2096 1816 1537 1321	0.9 1.1 1.3 1.5 1.6 2.0	231 195 165 143 121 104	27000 27000 27000 27000 27000 27000	100L4B / 100L4C	164	158	164	158	135	129	306-307
		5.3 5.9 6.6 7.4 7.8 8.8 10.3 12.1 14.4 17.0 19.6 23.1 26.9	3334 3004 2699 2394 2267 2026 1734 1467 1238 1048 908 768 661	0.8 0.9 1.0 1.1 1.2 1.3 1.6 1.8 1.9 2.1 2.1 2.1 2.1	525 473 425 377 357 319 273 231 195 165 143 121 104	27000 27000 27000 27000 27000 27000 27000 27000 27000 26500 25200 23800 22600	90L2D	152	146	152	146	123	117	306-307
	617/10	6.1 7.2 8.5 9.8 11.6 13.5	2934 2477 2096 1816 1537 1321	0.9 1.1 1.2 1.2 1.2 1.2	231 195 165 143 121 104	27000 27000 27000 27000 27000 27000	100L4B / 100L4C	154	151	154	151	125	122	302-303

P_1 [kW]		n_2 [Min^{-1}]	M_2 [Nm]	f_B	i_{ges}	F_{R2} [kN]	IE2 / IE3	Kg ~ HC	HX	VC	VX	FC	FX	mm
2.20	617/10	5.3 5.9 6.6 7.4 7.8 8.8 10.3 12.1 14.4 17.0 19.6 23.1 26.9	3334 3004 2699 2394 2267 2026 1734 1467 1238 1048 908 768 661	0.8 0.9 1.0 1.2 1.0 1.2 1.2 1.2 1.2 1.2 1.2 1.2 1.2	525 473 425 377 357 319 273 231 195 165 143 121 104	27000 27000 27000 27000 27000 27000 27000 27000 27000 26500 25200 23800 22600	90L2D	142	138	142	138	113	109	302-303
	617	10.3 12.7 15.3 17.6	1868 1525 1267 1095	1.6 1.9 2.3 2.7	87 71 59 51	27000 27000 27000 25800	112M6C / 112M6D	178	-	178	-	149	-	204-205
		16.1 19.7	1201 980	2.2 2.7	87 71	26900 25100	100L4B / 100L4C	170	-	170	-	141	-	204-205
	616/11	8.7	2055	0.9	104	19200	112M6C / 112M6D	137	130	132	125	119	112	294-295
		8.5 9.8 11.6 13.5	2096 1816 1537 1321	0.8 1.0 1.0 1.2	165 143 121 104	19200 19200 19200 19200	100L4B / 100L4C	129	123	124	118	111	105	294-295
		8.8 10.3 12.1 14.4 17.0 19.6 23.1 26.9	2026 1734 1467 1238 1048 908 768 661	0.9 1.0 1.2 1.4 1.7 2.0 2.3 2.1	319 273 231 195 165 143 121 104	19200 19200 19200 19200 19200 19200 19200 19000	90L2D	117	112	112	107	99	94	294-295
	616/10	8.5 9.8 11.6 13.5	2096 1816 1537 1321	0.8 1.0 1.0 1.2	165 143 121 104	19200 19200 19200 19200	100L4B / 100L4C	120	115	115	110	102	97	290-291
		8.8 10.3 12.1 14.4 17.0 19.6 23.1 26.9	2026 1734 1467 1238 1048 908 768 661	0.9 1.0 1.2 1.1 1.2 1.2 1.2 1.2	319 273 231 195 165 143 121 104	19200 19200 19200 19200 19200 19200 19200 19000	90L2D	108	104	103	99	90	86	290-291
	616	10.3 12.7 15.3 17.6 20.9 25.7	1868 1525 1267 1095 924 752	1.1 1.3 1.6 1.8 2.1 2.6	87 71 59 51 43 35	19200 19200 19200 19200 19200 19100	112M6C / 112M6D	133	120	128	115	115	102	200-201
		16.1 19.7 23.7 27.5	1201 980 815 704	1.5 1.8 2.2 2.6	87 71 59 51	19200 19200 19200 18900	100L4B / 100L4C	125	112	120	107	107	94	200-201
		32.2 39.4 47.5 54.9	601 490 407 352	1.5 1.9 2.3 2.6	87 71 59 51	17900 16800 15800 15100	90L2D	112	100	107	95	94	82	200-201
	615	15.3 17.6 20.9 25.7 31.0 36.0 42.9	1267 1095 924 752 623 537 451	0.9 1.0 1.2 1.5 1.8 2.1 2.4	59 51 43 35 29 25 21	15400 15400 15400 15400 15400 15400 14700	112M6C / 112M6D	90	81	87	76	81	70	196-197

P_1 [kW]		n_2 [Min^{-1}]	M_2 [Nm]	f_B	i_{ges}	F_{R2} [kN]	IE2 / IE3	Kg ~ HC	HX	VC	VX	FC	FX	mm
2.20	615	16.1 19.7 23.7 27.5 32.6 40.0 48.3	1201 980 815 704 594 483 400	0.9 1.0 1.3 1.5 1.8 2.2 2.6	87 71 59 51 43 35 29	15400 15400 15400 15400 15400 15200 14300	100L4B / 100L4C	82	73	79	68	73	62	196-197
		32.2 39.4 47.5 54.9 65.1 80.0 96.6	601 490 407 352 297 242 200	0.9 1.0 1.3 1.5 1.8 2.2 2.6	87 71 59 51 43 35 29	15400 15300 14400 13800 13100 12400 11700	90L2D	69	61	66	57	60	51	196-197
	614/10	14.4 17.0 19.6 23.1 26.9	1238 1048 908 768 661	0.8 1.0 1.0 1.1 1.2	195 165 143 121 104	14400 14400 14400 14400 14400	90L2D	66	63	66	62	59	56	282-283
	614	15.3 17.6 20.9 25.7 31.0 36.0 42.9	1267 1095 924 752 623 537 451	0.9 1.0 1.1 1.5 1.7 2.0 2.3	59 51 43 35 29 25 21	14400 14400 14400 14400 13900 13300 12600	112M6C / 112M6D	88	81	87	80	81	74	192-193
		16.1 19.7 23.7 27.5 32.6 40.0 48.3 56.0	1201 980 815 704 594 483 400 345	0.9 1.0 1.3 1.3 1.4 2.1 2.2 2.7	87 71 59 51 43 35 29 25	14400 14400 14400 14400 13800 13000 12300 11800	100L4B / 100L4C	80	73	79	72	73	66	192-193
		32.2 39.4 47.5 54.9 65.1 80.0 96.6 112.0	601 490 407 352 297 242 200 173	0.9 1.0 1.3 1.3 1.4 2.1 2.2 2.7	87 71 59 51 43 35 29 25	13900 13000 12400 11900 11200 10600 10000 9520	90L2D	67	61	66	59	60	54	192-193
	613/10	19.6 23.1 26.9	908 768 661	0.8 1.0 1.1	143 121 104	12900 12500 11900	90L2D	66	63	66	62	59	56	270-271
	613	20.9 25.7 31.0 36.0 42.9 52.9 60.0 69.2	924 752 623 537 451 365 322 279	0.9 1.1 1.3 1.5 1.8 2.3 2.6 3.0	43 35 29 25 21 17 15 13	12700 11900 11200 10600 10000 9320 8940 8530	112M6C / 112M6D	87	80	86	79	80	73	188-189
		19.7 23.7 27.5 32.6 40.0 48.3 56.0 66.7	980 815 704 594 483 400 345 290	0.8 1.0 1.1 1.3 1.7 2.0 2.3 2.7	71 59 51 43 35 29 25 21	12900 12400 11800 11100 10400 9740 9270 8740	100L4B / 100L4C	79	72	78	71	72	65	188-189
		39.4 47.5 54.9 65.1 80.0 96.6 112.0 133.3	490 407 352 297 242 200 173 145	0.8 1.0 1.1 1.3 1.7 2.0 2.3 2.7	71 59 51 43 35 29 25 21	10400 9780 9320 8800 8230 7730 7350 6930	90L2D	66	60	65	59	59	53	188-189

P_1 [kW]		n_2 [Min^{-1}]	M_2 [Nm]	f_B	i_{ges}	F_{R2} [kN]	IE2 / IE3	Kg ~ HC	HX	VC	VX	FC	FX	mm
2.20	612	31.0	623	0.9	29	9620	112M6C / 112M6D	67	62	65	60	62	57	184-185
		36.0	537	1.0	25	9180								
		42.9	451	1.2	21	8660								
		52.9	365	1.5	17	8070								
		60.0	322	1.7	15	7750								
		69.2	279	1.7	13	7380								
		81.8	236	1.7	11	6980								
		112.5	172	2.3	8	6280								
		150.0	129	2.3	6	5710								
		32.6	594	0.9	43	9610	100L4B / 100L4C	59	54	57	52	54	49	184-185
		40.0	483	1.1	35	8970								
		48.3	400	1.3	29	8420								
		56.0	345	1.5	25	8020								
		66.7	290	1.8	21	7570								
		82.4	235	2.3	17	7050								
		93.3	207	2.3	15	6770								
		107.7	179	2.3	13	6450								
		127.3	152	2.3	11	6100								
		65.1	297	0.9	43	7630	90L2D	47	43	45	41	42	38	184-185
		80.0	242	1.1	35	7120								
		96.6	200	1.3	29	6690								
		112.0	173	1.5	25	6360								
		133.3	145	1.8	21	6000								
		164.7	117	2.3	17	5600								
		186.7	104	2.3	15	5370								
		215.4	90	2.3	13	5120								
		254.5	76	2.3	11	4840								
	611	31.0	623	0.9	29	8460	112M6C / 112M6D	66	62	65	61	62	58	180-181
		36.0	537	1.0	25	8460								
		42.9	451	1.2	21	8460								
		52.9	365	1.5	17	8070								
		60.0	322	1.7	15	7750								
		69.2	279	1.7	13	7380								
		81.8	236	1.7	11	6980								
		112.5	172	1.7	8	6280								
		150.0	129	1.7	6	5710								
		32.6	594	0.9	43	8460	100L4B / 100L4C	58	54	57	53	54	50	180-181
		40.0	483	1.1	35	8460								
		48.3	400	1.3	29	8420								
		56.0	345	1.5	25	8020								
		66.7	290	1.8	21	7570								
		82.4	235	2.1	17	7050								
		93.3	207	2.2	15	6770								
		107.7	179	2.2	13	6450								
		127.3	152	2.3	11	6100								
		175.0	110	2.3	8	5480								
		233.3	83	2.3	6	4980								
		65.1	297	0.9	43	8070	90L2D	46	42	45	41	42	38	180-181
		80.0	242	1.1	35	7630								
		96.6	200	1.3	29	7120								
		112.0	173	1.5	25	6690								
		133.3	145	1.8	21	6360								
		164.7	117	2.1	17	6000								
		186.7	104	2.2	15	5600								
		215.4	90	2.2	13	5360								
		254.5	76	2.3	11	5120								
		350.0	55	2.3	8	4840								
	610	66.7	290	0.9	21	5290	100L4B / 100L4C	45	41	43	39	42	38	176-177
		82.4	235	1.0	17	5290								
		93.3	207	1.2	15	5290								
		107.7	179	1.2	13	5150								
		127.3	152	1.2	11	4860								
		175.0	110	1.2	8	4370								
		233.3	83	1.2	6	3980								
		133.3	145	0.9	21	4790	90L2D	33	30	31	28	30	27	176-177
		164.7	117	1.0	17	4470								
		186.7	104	1.2	15	4280								
		215.4	90	1.2	13	4090								
		254.5	76	1.2	11	3860								
		350.0	55	1.2	8	3470								
		466.7	41	1.2	6	3160								

P_1 [kW]		n_2 [Min^{-1}]	M_2 [Nm]	f_B	i_{ges}	F_{R2} [kN]	IE2 / IE3	Kg ~ HC	HX	VC	VX	FC	FX	mm
3.00	626/19	1.2 1.4 1.6	19696 17486 15062	2.0 2.3 2.6	731 649 559	271000 271000 271000	132S6A	1433	-	1368	-	1265	-	374-375
	625/19	1.2 1.4 1.6 1.9 2.4 2.5	19696 17486 15062 12744 10158 9619	1.5 1.7 2.0 2.3 2.5 2.7	731 649 559 473 377 357	253000 253000 253000 253000 245000 241000	132S6A	1177	-	1085	-	1020	-	370-371
	625/17	1.2 1.4 1.6 1.9 2.4 2.5	19696 17486 15062 12744 10158 9619	1.5 1.7 2.0 2.3 2.5 2.7	731 649 559 473 377 357	253000 253000 253000 253000 245000 241000	132S6A	1089	-	997	-	932	-	366-367
		1.9 2.2	12662 11241	2.4 2.7	731 649	253000 253000	100L4C / 100L4D	1057	-	965	-	900	-	366-367
	624/18	1.2 1.4 1.6 1.9 2.4 2.5 2.8 3.3	19696 17486 15062 12744 10158 9619 8595 7356	1.2 1.3 1.5 1.8 2.0 2.1 2.4 2.7	731 649 559 473 377 357 319 273	204000 204000 204000 204000 200000 197000 190000 181000	132S6A	766	-	720	-	699	-	362-363
		1.9 2.2 2.5 3.0	12662 11241 9682 8193	1.8 2.0 2.4 2.8	731 649 559 473	204000 204000 199000 189000	100L4C / 100L4D	735	-	689	-	668	-	362-363
	624/16	1.2 1.4 1.6 1.9 2.4 2.5 2.8 3.3	19696 17486 15062 12744 10158 9619 8595 7356	1.2 1.3 1.5 1.8 2.0 2.1 2.4 2.7	731 649 559 473 377 357 319 273	204000 204000 204000 204000 200000 197000 190000 181000	132S6A	727	719	681	673	660	652	358-359
		1.9 2.2 2.5 3.0	12662 11241 9682 8193	1.8 2.0 2.4 2.8	731 649 559 473	204000 204000 199000 189000	100L4C / 100L4D	695	684	649	638	628	617	358-359
	623/18	1.2 1.4 1.6 1.9 2.4 2.5 2.8 3.3 3.9 4.6	19696 17486 15062 12744 10158 9619 8595 7356 6224 5254	0.9 1.0 1.2 1.4 1.6 1.7 1.8 2.2 2.6 2.6	731 649 559 473 377 357 319 273 231 195	175000 175000 175000 175000 175000 175000 171000 163000 155000 147000	132S6A	661	-	632	-	588	-	354-355
		1.9 2.2 2.5 3.0 3.7 3.9 4.4	12662 11241 9682 8193 6530 6184 5525	1.4 1.6 1.8 2.2 2.4 2.6 2.9	731 649 559 473 377 357 319	175000 175000 175000 170000 159000 156000 151000	100L4C / 100L4D	630	-	601	-	557	-	354-355
		3.8 4.3	6331 5621	2.7 2.6	731 649	157000 152000	100L2C / 100L2D	630	-	601	-	557	-	354-355
	623/16	1.2 1.4 1.6 1.9 2.4 2.5 2.8 3.3 3.9 4.6	19696 17486 15062 12744 10158 9619 8595 7356 6224 5254	0.9 1.0 1.2 1.4 1.6 1.7 1.8 2.2 2.6 2.6	731 649 559 473 377 357 319 273 231 195	175000 175000 175000 175000 175000 175000 171000 163000 155000 147000	132S6A	622	611	593	582	549	538	350-351

P_1 [kW]		n_2 [Min^{-1}]	M_2 [Nm]	f_B	i_{ges}	F_{R2} [kN]	IE2 / IE3	Kg ~ HC	HX	VC	VX	FC	FX	mm
3.00	623/16	1.9	12662	1.4	731	175000	100L4C / 100L4D	590	576	561	547	517	503	350-351
		2.2	11241	1.6	649	175000								
		2.5	9682	1.8	559	175000								
		3.0	8193	2.2	473	170000								
		3.7	6530	2.4	377	159000								
		3.9	6184	2.6	357	156000								
		4.4	5525	2.9	319	151000								
		3.8	6331	2.7	731	157000	100L2C / 100L2D	590	576	561	547	517	503	350-351
		4.3	5621	2.6	649	152000								
	622/17	1.6	15062	0.9	559	142000	132S6A	552	-	539	-	509	-	346-347
		1.9	12744	1.1	473	142000								
		2.4	10158	1.2	377	142000								
		2.5	9619	1.3	357	142000								
		2.8	8595	1.5	319	137000								
		3.3	7356	1.7	273	130000								
		3.9	6224	2.0	231	125000								
		4.6	5254	2.1	195	119000								
		5.5	4446	2.5	165	113000								
		7.4	3260	2.9	121	102000								
		1.9	12662	1.1	731	142000	100L4C / 100L4D	520	-	507	-	477	-	346-347
		2.2	11241	1.2	649	142000								
		2.5	9682	1.4	559	142000								
		3.0	8193	1.7	473	136000								
		3.7	6530	1.9	377	127000								
		3.9	6184	2.0	357	125000								
		4.4	5525	2.3	319	122000								
		5.1	4729	2.6	273	116000								
	622/13	1.6	15062	0.9	559	142000	132S6A	499	493	486	480	456	450	342-343
		1.9	12744	1.1	473	142000								
		2.4	10158	1.2	377	142000								
		2.5	9619	1.3	357	142000								
		2.8	8595	1.5	319	137000								
		3.3	7356	1.7	273	130000								
		3.9	6224	2.0	231	125000								
		4.6	5254	2.0	195	119000								
		5.5	4446	2.2	165	113000								
		7.4	3260	2.2	121	102000								
		1.9	12662	1.1	731	142000	100L4C / 100L4D	466	458	453	445	423	415	342-343
		2.2	11241	1.2	649	142000								
		2.5	9682	1.4	559	142000								
		3.0	8193	1.7	473	136000								
		3.7	6530	1.9	377	127000								
		3.9	6184	2.0	357	125000								
		4.4	5525	2.3	319	122000								
		5.1	4729	2.6	273	116000								
		7.2	3378	2.9	195	105000								
		3.8	6331	2.2	731	126000	100L2C / 100L2D	466	458	453	445	423	415	342-343
		4.3	5621	2.2	649	122000								
		5.0	4841	2.6	559	117000								
		7.4	3265	2.9	377	104000								
		7.8	3092	2.2	357	102000								
		10.3	2364	2.9	273	94000								
		14.4	1689	2.9	195	85000								
	621/16	1.9	12744	0.9	473	84400	132S6A	447	438	425	416	406	397	338-339
		2.4	10158	0.9	377	84400								
		2.5	9619	1.0	357	84400								
		2.8	8595	1.1	319	84400								
		3.3	7356	1.3	273	84400								
		3.9	6224	1.5	231	84400								
		4.6	5254	1.6	195	84400								
		5.5	4446	1.9	165	84400								
		7.4	3260	2.2	121	84400								
		1.9	12662	0.9	731	84400	100L4C / 100L4D	415	403	393	381	374	362	338-339
		2.2	11241	1.0	649	84400								
		2.5	9682	1.1	559	84400								
		3.0	8193	1.4	473	84400								
		3.7	6530	1.4	377	84400								
		3.9	6184	1.5	357	84400								
		4.4	5525	1.7	319	84400								
		5.1	4729	2.0	273	84400								
		6.1	4001	2.4	231	84400								
		7.2	3378	2.5	195	84400								
		8.5	2858	2.9	165	84400								

P_1 [kW]		n_2 [Min^{-1}]	M_2 [Nm]	f_B	i_{ges}	F_{R2} [kN]	IE2 / IE3	Kg ~ HC	HX	VC	VX	FC	FX	mm
3.00	621/16	3.8	6331	1.8	731	67800	100L2C / 100L2D	415	403	393	381	374	362	338-339
		4.3	5621	1.7	649	67800								
		5.0	4841	2.0	559	67800								
		5.9	4096	2.3	473	67800								
		7.4	3265	2.5	377	67800								
		7.8	3092	2.2	357	67800								
		8.8	2763	2.8	319	67800								
		10.3	2364	2.9	273	67800								
		14.4	1689	2.9	195	63400								
		1.9	12744	0.9	473	84400	132S6A	424	418	402	396	383	377	334-335
		2.4	10158	0.9	377	84400								
		2.5	9619	1.0	357	84400								
		2.8	8595	1.1	319	84400								
		3.3	7356	1.3	273	84400								
		3.9	6224	1.5	231	84400								
		4.6	5254	1.6	195	84400								
		5.5	4446	1.9	165	84400								
		7.4	3260	2.2	121	84400								
	621/13	1.9	12662	0.9	731	84400	100L4C / 100L4D	391	383	369	361	350	342	334-335
		2.2	11241	1.0	649	84400								
		2.5	9682	1.1	559	84400								
		3.0	8193	1.4	473	84400								
		3.7	6530	1.4	377	84400								
		3.9	6184	1.5	357	84400								
		4.4	5525	1.7	319	84400								
		5.1	4729	2,0	273	84400								
		6.1	4001	2.4	231	84400								
		7.2	3378	2.5	195	84400								
		8.5	2858	2.9	165	84400								
		3.8	6331	1.8	731	67800	100L2C / 100L2D	391	383	369	361	350	342	334-335
		4.3	5621	1.7	649	67800								
		5.0	4841	2.0	559	67800								
		5.9	4096	2.3	473	67800								
		7.4	3265	2.5	377	67800								
		7.8	3092	2.2	357	67800								
		8.8	2763	2.8	319	67800								
		10.3	2364	2.9	273	67800								
		14.4	1689	2.9	195	63400								
	620/13	2.8	8595	0.8	319	67800	132S6A	344	337	332	325	317	310	330-331
		3.3	7356	1.0	273	67800								
		3.9	6224	1.1	231	67800								
		4.6	5254	1.3	195	67800								
		5.5	4446	1.5	165	67800								
		7.4	3260	1.7	121	67800								
		2.5	9682	0.9	559	67800	100L4C / 100L4D	311	302	299	290	284	275	330-331
		3.0	8193	1.0	473	67800								
		3.7	6530	1.1	377	67800								
		3.9	6184	1.1	357	67800								
		4.4	5525	1.3	319	67800								
		5.1	4729	1.5	273	67800								
		6.1	4001	1.8	231	67800								
		7.2	3378	2.0	195	67800								
		8.5	2858	2.4	165	67800								
		11.6	2096	2.7	121	67800								
		3.8	6331	1.3	731	67800	100L2C / 100L2D	311	302	299	290	284	275	330-331
		4.3	5621	1.3	649	67800								
		5.0	4841	1.6	559	67800								
		5.9	4096	1.8	473	67800								
		7.4	3265	2.0	377	67800								
		7.8	3092	2.2	357	67800								
		8.8	2763	2.2	319	67800								
		10.3	2364	2.9	273	67800								
		14.4	1689	2.9	195	63400								
	620/11	2.5	9682	0.9	559	67800	100L4C / 100L4D	295	300	283	288	268	273	326-327
		3.0	8193	1.0	473	67800								
		3.7	6530	1.1	377	67800								
		3.9	6184	1.1	357	67800								
		4.4	5525	1.3	319	67800								
		5.1	4729	1.5	273	67800								
		6.1	4001	1.7	231	67800								
		7.2	3378	1.6	195	67800								
		8.5	2858	1.7	165	67800								
		11.6	2096	1.7	121	67800								

P_1 [kW]		n_2 [Min^{-1}]	M_2 [Nm]	f_B	i_{ges}	F_{R2} [kN]	IE2 / IE3	Kg ~ HC	HX	VC	VX	FC	FX	mm
3.00	620/11	3.8	6331	1.3	731	67800	100L2C / 100L2D	295	300	283	288	268	273	326-327
		4.3	5621	1.3	649	67800								
		5.0	4841	1.6	559	67800								
		5.9	4096	1.7	473	67800								
		7.4	3265	1.6	377	67800								
		7.8	3092	1.6	357	67800								
		8.8	2763	1.7	319	67800								
		10.3	2364	1.6	273	67800								
		12.1	2001	1.7	231	66700								
		14.4	1689	1.6	195	63400								
		17.0	1429	1.7	165	60300								
		23.1	1048	1.7	121	54900								
	619/13	2.8	8595	0.8	319	51000	132S6A	319	315	304	300	274	270	322-323
		3.3	7356	1.0	273	51000								
		3.9	6224	1.1	231	51000								
		4.6	5254	1.3	195	51000								
		5.5	4446	1.5	165	51000								
		6.3	3853	1.7	143	51000								
		7.4	3260	1.7	121	51000								
		8.7	2802	2.2	104	51000								
		3.0	8193	0.9	473	51000	100L4C / 100L4D	286	280	271	265	241	235	322-323
		3.3	7361	1.0	425	51000								
		3.7	6530	1.1	377	51000								
		3.9	6184	1.1	357	51000								
		4.4	5525	1.3	319	51000								
		5.1	4729	1.5	273	51000								
		6.1	4001	1.8	231	51000								
		7.2	3378	1.8	195	51000								
		8.5	2858	2.4	165	51000								
		9.8	2477	2.4	143	51000								
		11.6	2096	2.7	121	51000								
		13.5	1801	2.9	104	51000								
		3.8	6331	1.1	731	51000	100L2C / 100L2D	286	280	271	265	241	235	322-323
		4.3	5621	1.1	649	51000								
		4.7	5153	1.3	595	51000								
		5.0	4841	1.3	559	51000								
		5.3	4547	1.6	525	51000								
		5.9	4096	1.4	473	51000								
		6.6	3681	1.9	425	51000								
		7.4	3265	1.9	377	51000								
		7.8	3092	2.2	357	51000								
		8.8	2763	2.1	319	51000								
		10.3	2364	2.6	273	51000								
		12.1	2001	2.9	231	51000								
		14.4	1689	2.9	195	51000								
	619/11	3.0	8193	0.9	473	51000	100L4C / 100L4D	274	278	259	263	229	233	318-319
		3.3	7361	1.0	425	51000								
		3.7	6530	1.1	377	51000								
		3.9	6184	1.1	357	51000								
		4.4	5525	1.3	319	51000								
		5.1	4729	1.5	273	51000								
		6.1	4001	1.6	231	51000								
		7.2	3378	1.5	195	51000								
		8.5	2858	1.6	165	51000								
		9.8	2477	1.6	143	51000								
		11.6	2096	1.6	121	51000								
		13.5	1801	1.6	104	51000								
		3.8	6331	1.1	731	51000	100L2C / 100L2D	274	278	259	263	229	233	318-319
		4.3	5621	1.3	649	51000								
		4.7	5153	1.4	595	51000								
		5.0	4841	1.5	559	51000								
		5.3	4547	1.3	525	51000								
		5.9	4096	1.6	473	51000								
		6.6	3681	1.5	425	51000								
		7.4	3265	1.5	377	51000								
		7.8	3092	1.5	357	51000								
		8.8	2763	1.6	319	51000								
		10.3	2364	1.5	273	51000								
		12.1	2001	1.6	231	51000								
		14.4	1689	1.5	195	51000								
		17.0	1429	1.6	165	49700								
		19.6	1238	1.6	143	47400								
		23.1	1048	1.6	121	44800								
		26.9	901	1.6	104	42500								

P_1 [kW]		n_2 [Min^{-1}]	M_2 [Nm]	f_B	i_{ges}	F_{R2} [kN]	IE2 / IE3	Kg ~ HC	HX	VC	VX	FC	FX	mm
3.00	619	10.3	2548	2.9	87	51000	132S6A	330	-	315	-	285	-	212-213
	618/13	5.5 6.3 7.4 8.7	4446 3853 3260 2802	0.9 1.0 1.0 1.4	165 143 121 104	36600 36600 36600 36600	132S6A	254	247	241	234	221	214	314-315
		5.1 6.1 7.2 8.5 9.8 11.6 13.5	4729 4001 3378 2858 2477 2096 1801	0.8 1.0 1.2 1.4 1.6 1.6 2.2	273 231 195 165 143 121 104	36600 36600 36600 36600 36600 36600 36600	100L4C / 100L4D	221	212	208	199	188	179	314-315
		5.0 5.3 5.9 6.6 7.4 7.8 8.8 10.3 12.1 14.4 17.0	4841 4547 4096 3681 3265 3092 2763 2364 2001 1689 1429	0.8 0.9 1.0 1.1 1.2 1.3 1.4 1.7 2.0 2.3 2.6	559 525 473 425 377 357 319 273 231 195 165	36600 36600 36600 36600 36600 36600 36600 36600 36600 36600 35500	100L2C / 100L2D	221	212	208	199	188	179	314-315
	618/10	5.1 6.1 7.2 8.5 9.8 11.6 13.5	4729 4001 3378 2858 2477 2096 1801	0.8 0.9 0.9 0.9 0.9 0.9 0.9	273 231 195 165 143 121 104	36600 36600 36600 36600 36600 36600 36600	100L4C / 100L4D	198	205	185	192	165	172	310-311
		5.0 5.3 5.9 7.4 8.8 10.3 12.1 14.4 17.0 19.6 23.1 26.9	4841 4547 4096 3265 2763 2364 2001 1689 1429 1238 1048 901	0.9 0.9 0.9 0.9 0.9 0.9 0.9 0.9 0.9 0.9 0.9 0.9	559 525 473 377 319 273 231 195 165 143 121 104	36600 36600 36600 36600 36600 36600 36600 36600 35500 33800 32100 30500	100L2C / 100L2D	198	205	185	192	165	172	310-311
	618	10.3 12.7 15.3 17.6	2548 2079 1728 1494	1.7 2.1 2.3 2.8	87 71 59 51	36600 36600 36400 34600	132S6A	240	-	227	-	207	-	208-209
		16.1 19.7	1638 1337	2.4 2.8	87 71	36200 33700	100L4C / 100L4D	209	-	196	-	176	-	208-209
	617/11	7.2 8.5 9.8 11.6 13.5	3378 2858 2477 2096 1801	0.8 0.9 1.1 1.2 1.5	195 165 143 121 104	27000 27000 27000 27000 27000	100L4C / 100L4D	164	158	164	158	135	129	306-307
		7.4 7.8 8.8 10.3 12.1 14.4 17.0 19.6 23.1 26.9	3265 3092 2763 2364 2001 1689 1429 1238 1048 901	0.8 0.9 1.0 1.1 1.3 1.4 1.5 1.6 1.6 1.6	377 357 319 273 231 195 165 143 121 104	27000 27000 27000 27000 27000 27000 26500 25200 23800 22600	100L2C / 100L2D	164	158	164	158	135	129	306-307
	617/10	7.2 8.5 9.8 11.6 13.5	3378 2858 2477 2096 1801	0.8 0.9 0.9 0.9 0.9	195 165 143 121 104	27000 27000 27000 27000 27000	100L4C / 100L4D	154	151	154	151	125	122	302-303

P_1 [kW]		n_2 [Min^{-1}]	M_2 [Nm]	f_B	i_{ges}	F_{R2} [kN]	IE2 / IE3	~ kg HC	HX	VC	VX	FC	FX	mm
3.00	617/10	7.4	3265	0.9	377	27000	100L2C / 100L2D	154	151	154	151	125	122	302-303
		8.8	2763	0.9	319	27000								
		10.3	2364	0.9	273	27000								
		12.1	2001	0.9	231	27000								
		14.4	1689	0.9	195	27000								
		17.0	1429	0.9	165	26500								
		19.6	1238	0.9	143	25200								
		23.1	1048	0.9	121	23800								
		26.9	901	0.9	104	22600								
	617	10.3	2548	1.2	87	27000	132S6A	202	-	202	-	173	-	204-205
		12.7	2079	1.4	71	27000								
		15.3	1728	1.7	59	27000								
		17.6	1494	2.0	51	25800								
		20.9	1259	2.3	43	24300								
		25.7	1025	2.9	35	22700								
		16.1	1638	1.6	87	26900	100L4C / 100L4D	170	-	170	-	141	-	204-205
		19.7	1337	2.0	71	25100								
		23.7	1111	2.3	59	23600								
		27.5	960	2.7	51	22500								
	616/11	13.5	1801	0.8	104	19200	100L4C / 100L4D	129	123	124	-	111	-	294-295
		12.1	2001	0.9	231	19200	100L2C / 100L2D	129	123	124	-	111	-	294-295
		14.4	1689	1.1	195	19200								
		17.0	1429	1.2	165	19200								
		19.6	1238	1.4	143	19200								
		23.1	1048	1.7	121	19200								
		26.9	901	1.6	104	19000								
	616/10	13.5	1801	0.8	104	19200	100L4C / 100L4D	120	115	115	-	102	-	290-291
		12.1	2001	0.8	231	19200	100L2C / 100L2D	120	115	115	-	102	-	290-291
		14.4	1689	0.8	195	19200								
		17.0	1429	0.9	165	19200								
		19.6	1238	0.8	143	19200								
		23.1	1048	0.8	121	19200								
		26.9	901	0.8	104	19000								
	616	12.7	2079	0.9	71	19200	132S6A	157	147	152	-	139	-	200-201
		15.3	1728	1.1	59	19200								
		17.6	1494	1.3	51	19200								
		20.9	1259	1.6	43	19200								
		25.7	1025	1.9	35	19100								
		31.0	849	2.3	29	17900								
		36.0	732	2.7	25	17200								
		16.1	1638	1.1	87	19200	100L4C / 100L4D	125	112	120	-	107	-	200-201
		19.7	1337	1.4	71	19200								
		23.7	1111	1.6	59	19200								
		27.5	960	1.9	51	18900								
		32.6	810	2.2	43	17900								
		40.0	659	2.9	35	16800								
		32.2	819	1.1	87	17900	100L2C / 100L2D	125	112	120	-	107	-	200-201
		39.4	668	1.4	71	16800								
		47.5	555	1.7	59	15800								
		54.9	480	1.9	51	15100								
		65.1	405	2.3	43	14200								
		80.0	329	2.9	35	13300								
	615	20.9	1259	0.9	43	15400	132S6A	115	108	112	98	106	92	196-197
		25.7	1025	1.1	35	15400								
		31.0	849	1.3	29	15400								
		36.0	732	1.5	25	15400								
		42.9	615	1.8	21	14700								
		52.9	498	2.2	17	13800								
		60.0	439	2.5	15	13300								
		69.2	381	2.5	13	12700								
		23.7	1111	1.0	59	15400	100L4C / 100L4D	82	73	79	68	73	62	196-197
		27.5	960	1.1	51	15400								
		32.6	810	1.3	43	15400								
		40.0	659	1.6	35	15200								
		48.3	546	1.9	29	14300								
		56.0	471	2.3	25	13700								
		66.7	395	2.4	21	13000								

P_1 [kW]		n_2 [Min^{-1}]	M_2 [Nm]	f_B	i_{ges}	F_{R2} [kN]	IE2 / IE3	Kg ~ HC	HX	VC	VX	FC	FX	mm
3.00	615	47.5 54.9 65.1 80.0 96.6 112.0 133.3	555 480 405 329 273 235 198	1.0 1.1 1.3 1.6 1.9 2.3 2.4	59 51 43 35 29 25 21	14400 13800 13100 12400 11700 11100 10600	100L2C / 100L2D	82	73	79	68	73	62	196-197
	614/10	23.1 26.9	1048 901	0.8 0.8	121 104	14400 14400	100L2C / 100L2D	78	74	78	-	71	-	282-283
	614	25.7 31.0 36.0 42.9 52.9 60.0 69.2 81.8	1025 849 732 615 498 439 381 322	1.1 1.2 1.5 1.7 2.2 2.3 2.4 2.5	35 29 25 21 17 15 13 11	14400 13900 13300 12600 11900 11400 10900 10400	132S6A	113	108	112	107	106	101	192-193
		23.7 27.5 32.6 40.0 48.3 56.0 66.7	1111 960 810 659 546 471 395	1.0 1.0 1.0 1.6 1.6 2.0 2.3	59 51 43 35 29 25 21	14400 14400 13800 13000 12300 11800 11200	100L4C / 100L4D	80	73	79	72	73	66	192-193
		47.5 54.9 65.1 80.0 96.6 112.0 133.3	555 480 405 329 273 235 198	1.0 1.0 1.0 1.6 1.6 2.0 2.3	59 51 43 35 29 25 21	12400 11900 11200 10600 10000 9520 9030	100L2C / 100L2D	80	73	79	-	73	-	192-193
	613/10	26.9	901	0.8	104	11900	100L2C / 100L2D	78	74	78	73	71	67	270-271
	613	25.7 31.0 36.0 42.9 52.9 60.0 69.2 81.8 112.5 150.0	1025 849 732 615 498 439 381 322 234 176	0.8 1.0 1.1 1.3 1.7 1.9 2.2 2.4 2.5 2.5	35 29 25 21 17 15 13 11 8 6	11900 11200 10600 10000 9320 8940 8530 8060 7260 6590	132S6A	112	107	111	106	105	100	188-189
		27.5 32.6 40.0 48.3 56.0 66.7 82.4 93.3	960 810 659 546 471 395 320 282	0.8 1.0 1.2 1.5 1.7 2.0 2.3 2.5	51 43 35 29 25 21 17 15	11800 11100 10400 9740 9270 8740 8150 7810	100L4C / 100L4D	79	72	78	71	72	65	188-189
		54.9 65.1 80.0 96.6 112.0 133.3 164.7 186.7	480 405 329 273 235 198 160 141	0.8 1.0 1.2 1.5 1.7 2.0 2.3 2.5	51 43 35 29 25 21 17 15	9320 8800 8230 7730 7350 6930 6460 6200	100L2C / 100L2D	79	72	78	71	72	65	188-189
	612	42.9 52.9 60.0 69.2 81.8 112.5 150.0	615 498 439 381 322 234 176	0.9 1.1 1.3 1.3 1.3 1.7 1.7	21 17 15 13 11 8 6	8660 8070 7750 7380 6980 6280 5710	132S6A	91	89	89	87	86	84	184-185

P_1 [kW]		n_2 [Min^{-1}]	M_2 [Nm]	f_B	i_{ges}	F_{R2} [kN]	IE2 / IE3	Kg ~ HC	HX	VC	VX	FC	FX	mm
3.00	612	40.0 48.3 56.0 66.7 82.4 93.3 107.7 127.3 175.0 233.3	659 546 471 395 320 282 245 207 151 113	0.8 0.9 1.1 1.3 1.7 1.7 1.7 1.7 2.3 2.3	35 29 25 21 17 15 13 11 8 6	8970 8420 8020 7570 7050 6770 6450 6100 5480 4980	100L4C / 100L4D	59	54	57	52	54	49	184-185
		80.0 96.6 112.0 133.3 164.7 186.7 215.4 254.5 350.0	329 273 235 198 160 141 122 104 75	0.8 0.9 1.1 1.3 1.7 1.7 1.7 1.7 2.3	35 29 25 21 17 15 13 11 8	7120 6690 6360 6000 5600 5370 5120 4840 4350	100L2C / 100L2D	59	54	57	52	54	49	184-185
	611	40.0 48.3 56.0 66.7 82.4 93.3 107.7 127.3 175.0 233.3	659 546 471 395 320 282 245 207 151 113	0.8 0.9 1.1 1.3 1.6 1.6 1.6 1.7 1.7 1.7	35 29 25 21 17 15 13 11 8 6	8460 8420 8020 7570 7050 6770 6450 6100 5480 4980	100L4C / 100L4D	58	54	57	53	54	50	180-181
		80.0 96.6 112.0 133.3 164.7 186.7 215.4 254.5 350.0	329 273 235 198 160 141 122 104 75	0.8 0.9 1.1 1.3 1.6 1.6 1.6 1.7 1.7	35 29 25 21 17 15 13 11 8	7630 7120 6690 6360 6000 5600 5360 5120 4840	100L2C / 100L2D	58	54	57	53	54	50	180-181
	610	93.3 107.7 127.3 175.0 233.3	282 245 207 151 113	0.9 0.9 0.9 0.9 0.9	15 13 11 8 6	5290 5150 4860 4370 3980	100L4C / 100L4D	45	41	43	39	42	38	176-177
		186.7 215.4 254.5 350.0 466.7	141 122 104 75 56	0.9 0.9 0.9 0.9 0.9	15 13 11 8 6	4280 4090 3860 3470 3160	100L2C / 100L2D	45	41	43	39	42	38	176-177
4.00	627/19	1.2 1.4 1.6	26261 23315 20082	2.3 2.6 3.0	731 649 559	192000 192000 192000	132M6A	2573	-	2701	-	2390	-	378-379
	626/19	1.2 1.4 1.6 1.9 2.4 2.5	26261 23315 20082 16993 13544 12825	1.5 1.7 2.0 2.3 2.6 2.7	731 649 559 473 377 357	271000 271000 271000 271000 271000 271000	132M6A	1433	-	1368	-	1265	-	374-375
	625/19	1.2 1.4 1.6 1.9 2.4 2.5 2.8 3.3	26261 23315 20082 16993 13544 12825 11460 9808	1.1 1.3 1.5 1.8 1.9 2.0 2.3 2.6	731 649 559 473 377 357 319 273	253000 253000 253000 253000 245000 241000 233000 224000	132M6A	1177	-	1085	-	1020	-	370-371

P_1 [kW]		n_2 [Min^{-1}]	M_2 [Nm]	f_B	i_{ges}	F_{R2} [kN]	IE2 / IE3	Kg ~ HC	HX	VC	VX	FC	FX	mm
4.00	625/17	1.2	26261	1.1	731	253000	132M6A	1089	-	997	-	932	-	366-367
		1.4	23315	1.3	649	253000								
		1.6	20082	1.5	559	253000								
		1.9	16993	1.8	473	253000								
		2.4	13544	1.9	377	245000								
		2.5	12825	2.0	357	241000								
		2.8	11460	2.3	319	233000								
		3.3	9808	2.6	273	224000								
		1.9	16882	1.8	731	253000	112M4C / 112M4D	1065	-	973	-	908	-	366-367
		2.2	14988	2.0	649	253000								
		2.5	12910	2.3	559	244000								
		3.0	10924	2.7	473	232000								
		3.7	8707	3.0	377	219000								
	624/18	1.2	26261	0.9	731	204000	132M6A	766	-	720	-	699	-	362-363
		1.4	23315	1.0	649	204000								
		1.6	20082	1.1	559	204000								
		1.9	16993	1.4	473	204000								
		2.4	13544	1.5	377	200000								
		2.5	12825	1.6	357	197000								
		2.8	11460	1.8	319	190000								
		3.3	9808	2.1	273	181000								
		3.9	8299	2.4	231	173000								
		4.6	7005	2.5	195	164000								
		5.5	5928	3.0	165	156000								
		1.9	16882	1.4	731	204000	112M4C / 112M4D	743	-	697	-	676	-	362-363
		2.2	14988	1.5	649	204000								
		2.5	12910	1.8	559	199000								
		3.0	10924	2.1	473	189000								
		3.7	8707	2.3	377	176000								
		3.9	8245	2.5	357	175000								
		4.4	7367	2.7	319	169000								
		3.8	8441	2.6	731	175000	112M2B / 112M2C	743	-	697	-	676	-	362-363
		4.3	7494	2.5	649	170000								
	624/16	1.2	26261	0.9	731	204000	132M6A	727	719	681	673	660	652	358-359
		1.4	23315	1.0	649	204000								
		1.6	20082	1.1	559	204000								
		1.9	16993	1.4	473	204000								
		2.4	13544	1.5	377	200000								
		2.5	12825	1.6	357	197000								
		2.8	11460	1.8	319	190000								
		3.3	9808	2.1	273	181000								
		3.9	8299	2.4	231	173000								
		4.6	7005	2.5	195	164000								
		5.5	5928	3.0	165	156000								
		1.9	16882	1.4	731	204000	112M4C / 112M4D	703	692	657	646	636	625	358-359
		2.2	14988	1.5	649	204000								
		2.5	12910	1.8	559	199000								
		3.0	10924	2.1	473	189000								
		3.7	8707	2.3	377	176000								
		3.9	8245	2.5	357	175000								
		4.4	7367	2.7	319	169000								
		3.8	8441	2.6	731	175000	112M2B / 112M2C	703	692	657	646	636	625	358-359
		4.3	7494	2.5	649	170000								
	623/18	1.6	20082	0.9	559	175000	132M6A	661	-	632	-	588	-	354-355
		1.9	16993	1.0	473	175000								
		2.4	13544	1.2	377	175000								
		2.5	12825	1.2	357	175000								
		2.8	11460	1.4	319	171000								
		3.3	9808	1.6	273	163000								
		3.9	8299	1.9	231	155000								
		4.6	7005	2.0	195	147000								
		5.5	5928	2.3	165	140000								
		7.4	4347	2.6	121	127000								
		1.9	16882	1.0	731	175000	112M4C / 112M4D	638	-	609	-	565	-	354-355
		2.2	14988	1.2	649	175000								
		2.5	12910	1.4	559	175000								
		3.0	10924	1.6	473	170000								
		3.7	8707	1.8	377	159000								
		3.9	8245	1.9	357	156000								
		4.4	7367	2.2	319	151000								
		5.1	6305	2.5	273	144000								
		6.1	5335	3.0	231	137000								

P_1 [kW]		n_2 [Min^{-1}]	M_2 [Nm]	f_B	i_{ges}	F_{R2} [kN]	IE2 / IE3	Kg ~ HC	HX	VC	VX	FC	FX	mm
4.00	623/18	3.8 4.3 5.0 5.9 7.4	8441 7494 6455 5462 4353	2.0 1.9 2.4 2.7 3.0	731 649 559 473 377	157000 152000 145000 138000 128000	112M2B / 112M2C	638	-	609	-	565	-	354-355
	623/16	1.6 1.9 2.4 2.5 2.8 3.3 3.9 4.6 5.5 7.4	20082 16993 13544 12825 11460 9808 8299 7005 5928 4347	0.9 1.0 1.2 1.2 1.4 1.6 1.9 2.0 2.3 2.6	559 473 377 357 319 273 231 195 165 121	175000 175000 175000 175000 171000 163000 155000 147000 140000 127000	132M6A	622	611	593	582	549	538	350-351
		1.9 2.2 2.5 3.0 3.7 3.9 4.4 5.1 6.1	16882 14988 12910 10924 8707 8245 7367 6305 5335	1.0 1.2 1.4 1.6 1.8 1.9 2.2 2.5 3.0	731 649 559 473 377 357 319 273 231	175000 175000 175000 170000 159000 156000 151000 144000 137000	112M4C / 112M4D	598	584	569	555	525	511	350-351
		3.8 4.3 5.0 5.9 7.4	8441 7494 6455 5462 4353	2.0 1.9 2.4 2.7 3.0	731 649 559 473 377	157000 152000 145000 138000 128000	112M2B / 112M2C	598	584	569	555	525	511	350-351
	622/17	1.9 2.4 2.5 2.8 3.3 3.9 4.6 5.5 7.4	16993 13544 12825 11460 9808 8299 7005 5928 4347	0.8 0.9 1.0 1.1 1.3 1.5 1.6 1.9 2.2	473 377 357 319 273 231 195 165 121	142000 142000 142000 137000 130000 125000 119000 113000 102000	132M6A	552	-	539	-	509	-	346-347
		1.9 2.2 2.5 3.0 3.7 3.9 4.4 5.1 6.1 7.2 8.5	16882 14988 12910 10924 8707 8245 7367 6305 5335 4503 3811	0.8 0.9 1.1 1.3 1.4 1.5 1.7 2.0 2.3 2.5 2.9	731 649 559 473 377 357 319 273 231 195 165	142000 142000 142000 136000 127000 125000 122000 116000 110000 105000 100000	112M4C / 112M4D	528	-	515	-	485	-	346-347
	622/13	1.9 2.4 2.5 2.8 3.3 3.9 4.6 5.5 7.4	16993 13544 12825 11460 9808 8299 7005 5928 4347	0.8 0.9 1.0 1.1 1.3 1.5 1.5 1.7 1.7	473 377 357 319 273 231 195 165 121	142000 142000 142000 137000 130000 125000 119000 113000 102000	132M6A	499	493	486	480	456	450	342-343
		1.9 2.2 2.5 3.0 3.7 3.9 4.4 5.1 6.1 7.2 8.5 11.6	16882 14988 12910 10924 8707 8245 7367 6305 5335 4503 3811 2794	0.8 0.9 1.1 1.3 1.4 1.5 1.7 2.0 2.3 2.2 2.3 2.3	731 649 559 473 377 357 319 273 231 195 165 121	142000 142000 142000 136000 127000 125000 122000 116000 110000 105000 100000 90700	112M4C / 112M4D	474	466	461	453	431	423	342-343

P_1 [kW]		n_2 [Min^{-1}]	M_2 [Nm]	f_B	i_{ges}	F_{R2} [kN]	IE2 / IE3	Kg ~ HC	HX	VC	VX	FC	FX	mm
4.00	622/13	3.8	8441	1.6	731	126000	112M2B / 112M2C	474	466	461	453	431	423	342-343
		4.3	7494	1.6	649	122000								
		5.0	6455	2.0	559	117000								
		5.9	5462	2.3	473	111000								
		7.4	4353	2.2	377	104000								
		7.8	4122	1.7	357	102000								
		8.8	3684	2.3	319	99000								
		10.3	3152	2.2	273	94000								
		12.1	2667	2.3	231	89400								
		14.4	2252	2.2	195	85000								
		17.0	1905	2.3	165	80900								
		23.1	1397	2.3	121	73600								
	621/16	2.8	11460	0.8	319	84400	132M6A	447	438	425	416	406	397	338-339
		3.3	9808	1.0	273	84400								
		3.9	8299	1.1	231	84400								
		4.6	7005	1.2	195	84400								
		5.5	5928	1.4	165	84400								
		7.4	4347	1.6	121	84400								
		2.5	12910	0.9	559	84400	112M4C / 112M4D	423	411	401	389	382	370	338-339
		3.0	10924	1.0	473	84400								
		3.7	8707	1.1	377	84400								
		3.9	8245	1.1	357	84400								
		4.4	7367	1.3	319	84400								
		5.1	6305	1.5	273	84400								
		6.1	5335	1.8	231	84400								
		7.2	4503	1.8	195	84400								
		8.5	3811	2.2	165	84400								
		11.6	2794	2.3	121	84400								
		3.8	8441	1.3	731	67800	112M2B / 112M2C	423	411	401	389	382	370	338-339
		4.3	7494	1.2	649	67800								
		5.0	6455	1.5	559	67800								
		5.9	5462	1.7	473	67800								
		7.4	4353	1.9	377	67800								
		7.8	4122	1.7	357	67800								
		8.8	3684	2.1	319	67800								
		10.3	3152	2.2	273	67800								
		12.1	2667	2.3	231	66700								
		14.4	2252	2.2	195	63400								
		17.0	1905	2.3	165	60300								
		23.1	1397	2.3	121	54900								
	621/13	2.8	11460	0.8	319	84400	132M6A	424	418	402	396	383	377	334-335
		3.3	9808	1.0	273	84400								
		3.9	8299	1.1	231	84400								
		4.6	7005	1.2	195	84400								
		5.5	5928	1.4	165	84400								
		7.4	4347	1.6	121	84400								
		2.5	12910	0.9	559	84400	112M4C / 112M4D	399	391	377	369	358	350	334-335
		3.0	10924	1.0	473	84400								
		3.7	8707	1.1	377	84400								
		3.9	8245	1.1	357	84400								
		4.4	7367	1.3	319	84400								
		5.1	6305	1.5	273	84400								
		6.1	5335	1.8	231	84400								
		7.2	4503	1.8	195	84400								
		8.5	3811	2.2	165	84400								
		11.6	2794	2.3	121	84400								
		3.8	8441	1.3	731	67800	112M2B / 112M2C	399	391	377	369	358	350	334-335
		4.3	7494	1.2	649	67800								
		5.0	6455	1.5	559	67800								
		5.9	5462	1.7	473	67800								
		7.4	4353	1.9	377	67800								
		7.8	4122	1.7	357	67800								
		8.8	3684	2.1	319	67800								
		10.3	3152	2.2	273	67800								
		12.1	2667	2.3	231	66700								
		14.4	2252	2.2	195	63400								
		17.0	1905	2.3	165	60300								
		23.1	1397	2.3	121	54900								
	620/13	3.9	8299	0.9	231	67800	132M6A	344	337	332	325	317	310	330-331
		4.6	7005	1.0	195	67800								
		5.5	5928	1.1	165	67800								
		7.4	4347	1.3	121	67800								

P_1 [kW]		n_2 [Min^{-1}]	M_2 [Nm]	f_B	i_{ges}	F_{R2} [kN]	IE2 / IE3	Kg ~ HC	HX	VC	VX	FC	FX	mm
4.00	620/13	3.7	8707	0.8	377	67800	112M4C / 112M4D	319	310	307	298	292	283	330-331
		3.9	8245	0.9	357	67800								
		4.4	7367	1.0	319	67800								
		5.1	6305	1.1	273	67800								
		6.1	5335	1.3	231	67800								
		7.2	4503	1.5	195	67800								
		8.5	3811	1.8	165	67800								
		11.6	2794	2.0	121	67800								
		3.8	8441	1.0	731	67800	112M2B / 112M2C	319	310	307	298	292	283	330-331
		4.3	7494	1.0	649	67800								
		5.0	6455	1.2	559	67800								
		5.9	5462	1.3	473	67800								
		7.4	4353	1.5	377	67800								
		7.8	4122	1.7	357	67800								
		8.8	3684	1.6	319	67800								
		10.3	3152	2.2	273	67800								
		12.1	2667	2.3	231	66700								
		14.4	2252	2.2	195	63400								
		17.0	1905	2.3	165	60300								
		23.1	1397	2.3	121	54900								
	620/11	3.7	8707	0.8	377	67800	112M4C / 112M4D	303	308	291	296	276	281	326-327
		3.9	8245	0.9	357	67800								
		4.4	7367	1.0	319	67800								
		5.1	6305	1.1	273	67800								
		6.1	5335	1.2	231	67800								
		7.2	4503	1.2	195	67800								
		8.5	3811	1.2	165	67800								
		11.6	2794	1.2	121	67800								
		3.8	8441	1.0	731	67800	112M2B / 112M2C	303	308	291	296	276	281	326-327
		4.3	7494	1.0	649	67800								
		5.0	6455	1.2	559	67800								
		5.9	5462	1.2	473	67800								
		7.4	4353	1.2	377	67800								
		7.8	4122	1.2	357	67800								
		8.8	3684	1.2	319	67800								
		10.3	3152	1.2	273	67800								
		12.1	2667	1.2	231	66700								
		14.4	2252	1.2	195	63400								
		17.0	1905	1.2	165	60300								
		23.1	1397	1.2	121	54900								
	619/13	3.9	8299	0.9	231	51000	132M6A	319	315	304	300	274	270	322-323
		4.6	7005	1.0	195	51000								
		5.5	5928	1.1	165	51000								
		6.3	5137	1.3	143	51000								
		7.4	4347	1.3	121	51000								
		8.7	3736	1.6	104	51000								
		3.7	8707	0.8	377	51000	112M4C / 112M4D	294	288	279	273	249	243	322-323
		3.9	8245	0.9	357	51000								
		4.4	7367	1.0	319	51000								
		5.1	6305	1.1	273	51000								
		6.1	5335	1.3	231	51000								
		7.2	4503	1.4	195	51000								
		8.5	3811	1.8	165	51000								
		9.8	3303	1.8	143	51000								
		11.6	2794	2.0	121	51000								
		13.5	2402	2.2	104	51000								
		3.8	8441	0.8	731	51000	112M2B / 112M2C	294	288	279	273	249	243	322-323
		4.3	7494	0.8	649	51000								
		4.7	6871	1.0	595	51000								
		5.0	6455	1.0	559	51000								
		5.3	6062	1.2	525	51000								
		5.9	5462	1.1	473	51000								
		6.6	4908	1.4	425	51000								
		7.4	4353	1.4	377	51000								
		7.8	4122	1.7	357	51000								
		8.8	3684	1.6	319	51000								
		10.3	3152	2.0	273	51000								
		12.1	2667	2.2	231	51000								
		14.4	2252	2.2	195	51000								
		17.0	1905	2.3	165	49700								
		19.6	1651	2.3	143	47400								
		23.1	1397	2.3	121	44800								
		26.9	1201	2.3	104	42500								

P_1 [kW]		n_2 [Min^{-1}]	M_2 [Nm]	f_B	i_{ges}	F_{R2} [kN]	IE2 / IE3	Kg ~ HC	HX	VC	VX	FC	FX	mm
4.00	619/11	3.7	8707	0.8	377	51000	112M4C / 112M4D	282	286	267	271	237	241	318-319
		3.9	8245	0.9	357	51000								
		4.4	7367	1.0	319	51000								
		5.1	6305	1.1	273	51000								
		6.1	5335	1.2	231	51000								
		7.2	4503	1.1	195	51000								
		8.5	3811	1.2	165	51000								
		9.8	3303	1.2	143	51000								
		11.6	2794	1.2	121	51000								
		13.5	2402	1.2	104	51000								
		3.8	8441	0.8	731	51000	112M2B / 112M2C	282	286	267	271	237	241	318-319
		4.3	7494	0.9	649	51000								
		4.7	6871	1.0	595	51000								
		5.0	6455	1.1	559	51000								
		5.3	6062	1.0	525	51000								
		5.9	5462	1.2	473	51000								
		6.6	4908	1.1	425	51000								
		7.4	4353	1.1	377	51000								
		7.8	4122	1.1	357	51000								
		8.8	3684	1.2	319	51000								
		10.3	3152	1.1	273	51000								
		12.1	2667	1.2	231	51000								
		14.4	2252	1.1	195	51000								
		17.0	1905	1.2	165	49700								
		19.6	1651	1.2	143	47400								
		23.1	1397	1.2	121	44800								
		26.9	1201	1.2	104	42500								
	619	10.3	3397	2.2	87	51000	132M6A	330	-	315	-	285	-	212-213
		12.7	2772	2.5	71	51000								
		15.3	2304	2.8	59	50900								
	618/13	8.7	3736	1.0	104	36600	132M6A	254	247	241	234	221	214	314-315
		7.2	4503	0.9	195	36600	112M4C / 112M4D	229	220	216	207	196	187	314-315
		8.5	3811	1.0	165	36600								
		9.8	3303	1.2	143	36600								
		11.6	2794	1.2	121	36600								
		13.5	2402	1.6	104	36600								
		6.6	4908	0.8	425	36600	112M2B / 112M2C	229	220	216	207	196	187	314-315
		7.4	4353	0.9	377	36600								
		7.8	4122	1.0	357	36600								
		8.8	3684	1.1	319	36600								
		10.3	3152	1.3	273	36600								
		12.1	2667	1.5	231	36600								
		14.4	2252	1.7	195	36600								
		17.0	1905	1.9	165	35500								
		19.6	1651	2.3	143	33800								
		23.1	1397	2.3	121	32100								
		26.9	1201	2.3	104	30500								
	618	10.3	3397	1.3	87	36600	132M6A	240	-	227	-	207	-	208-209
		12.7	2772	1.6	71	36600								
		15.3	2304	1.7	59	36400								
		17.6	1991	2.1	51	34600								
		20.9	1679	2.6	43	32700								
		16.1	2184	1.8	87	36200	112M4C / 112M4D	217	-	204	-	184	-	208-209
		19.7	1782	2.1	71	33700								
		23.7	1481	2.3	59	31800								
		27.5	1280	2.9	51	30300								
	617/11	9.8	3303	0.8	143	27000	112M4C / 112M4D	172	166	172	166	143	137	306-307
		11.6	2794	0.9	121	27000								
		13.5	2402	1.1	104	27000								
		10.3	3152	0.9	273	27000	112M2B / 112M2C	172	166	172	166	143	137	306-307
		12.1	2667	1.0	231	27000								
		14.4	2252	1.0	195	27000								
		17.0	1905	1.1	165	26500								
		19.6	1651	1.2	143	25200								
		23.1	1397	1.2	121	23800								
		26.9	1201	1.2	104	22600								

P_1 [kW]		n_2 [Min^{-1}]	M_2 [Nm]	f_B	i_{ges}	F_{R2} [kN]	IE2 / IE3	Kg ~ HC	HX	VC	VX	FC	FX	mm
4.00	617	10.3 12.7 15.3 17.6 20.9 25.7 31.0 36.0	3397 2772 2304 1991 1679 1367 1132 976	0.9 1.1 1.3 1.5 1.7 2.2 2.6 2.9	87 71 59 51 43 35 29 25	27000 27000 27000 25800 24300 22700 21400 20300	132M6A	202	-	202	-	173	-	204-205
		16.1 19.7 23.7 27.5 32.6	2184 1782 1481 1280 1079	1.2 1.5 1.8 2.1 2.3	87 71 59 51 43	26900 25100 23600 22500 21300	112M4C / 112M4D	178	-	178	-	149	-	204-205
	616/11	17.0 19.6 23.1 26.9	1905 1651 1397 1201	0.9 1.1 1.3 1.2	165 143 121 104	19200 19200 19200 19000	112M2B / 112M2C	137	130	132	125	119	112	294-295
	616	15.3 17.6 20.9 25.7 31.0 36.0 42.9 52.9 60.0	2304 1991 1679 1367 1132 976 820 664 586	0.9 1.0 1.2 1.4 1.7 2.0 2.4 2.8 2.8	59 51 43 35 29 25 21 17 15	19200 19200 19200 19100 17900 17200 16200 15100 14400	132M6A	157	147	152	142	139	129	200-201
		16.1 19.7 23.7 27.5 32.6 40.0 48.3 56.0	2184 1782 1481 1280 1079 879 728 628	0.8 1.0 1.2 1.4 1.7 2.2 2.4 2.9	87 71 59 51 43 35 29 25	19200 19200 19200 18900 17900 16800 15700 15000	112M4C / 112M4D	133	120	128	115	115	102	200-201
		32.2 39.4 47.5 54.9 65.1 80.0 96.6 112.0	1092 891 741 640 540 439 364 314	0.8 1.0 1.2 1.4 1.7 2.2 2.5 2.9	87 71 59 51 43 35 29 25	17900 16800 15800 15100 14200 13300 12500 11900	112M2B / 112M2C	133	120	128	115	115	102	200-201
	615	25.7 31.0 36.0 42.9 52.9 60.0 69.2 81.8 112.5 150.0	1367 1132 976 820 664 586 508 430 312 234	0.8 1.0 1.1 1.3 1.7 1.9 1.9 2.4 2.4 2.4	35 29 25 21 17 15 13 11 8 6	15400 15400 15400 14700 13800 13300 12700 12100 11000 10100	132M6A	115	108	112	98	106	92	196-197
		27.5 32.6 40.0 48.3 56.0 66.7 82.4 93.3 107.7	1280 1079 879 728 628 527 427 377 326	0.8 1.0 1.2 1.5 1.7 1.8 2.3 2.5 2.5	51 43 35 29 25 21 17 15 13	15400 15400 15200 14300 13700 13000 12200 11800 11300	112M4C / 112M4D	90	81	87	76	81	70	196-197
		54.9 65.1 80.0 96.6 112.0 133.3 164.7 186.7 215.4	640 540 439 364 314 264 213 188 163	0.8 1.0 1.2 1.5 1.7 1.8 2.3 2.5 2.5	51 43 35 29 25 21 17 15 13	13800 13100 12400 11700 11100 10600 9900 9520 9120	112M2B / 112M2C	90	81	87	76	81	70	196-197

P_1 [kW]		n_2 [Min^{-1}]	M_2 [Nm]	f_B	i_{ges}	F_{R2} [kN]	IE2 / IE3	Kg ~ HC	HX	VC	VX	FC	FX	mm
4.00	614	25.7 31.0 36.0 42.9 52.9 60.0 69.2 81.8	1367 1132 976 820 664 586 508 430	0.8 0.9 1.1 1.3 1.7 1.8 1.8 1.9	35 29 25 21 17 15 13 11	14400 13900 13300 12600 11900 11400 10900 10400	132M6A	113	108	112	107	106	101	192-193
		40.0 48.3 56.0 66.7 82.4 93.3 107.7 127.3	879 728 628 527 427 377 326 276	1.2 1.2 1.5 1.7 2.3 2.3 2.4 2.5	35 29 25 21 17 15 13 11	13000 12300 11800 11200 10500 10100 9640 9160	112M4C / 112M4D	88	81	87	80	81	74	192-193
		80.0 96.6 112.0 133.3 164.7 186.7 215.4 254.5	439 364 314 264 213 188 163 138	1.2 1.2 1.5 1.7 2.3 2.3 2.4 2.5	35 29 25 21 17 15 13 11	10600 10000 9520 9030 8470 8160 7810 7420	112M2B / 112M2C	88	81	87	80	81	74	192-193
	613	36.0 42.9 52.9 60.0 69.2 81.8 112.5 150.0	976 820 664 586 508 430 312 234	0.8 1.0 1.2 1.4 1.6 1.8 1.9 1.9	25 21 17 15 13 11 8 6	10600 10000 9320 8940 8530 8060 7260 6590	132M6A	112	107	111	106	105	100	188-189
		40.0 48.3 56.0 66.7 82.4 93.3 107.7 127.3 175.0 233.3	879 728 628 527 427 377 326 276 201 151	0.9 1.1 1.3 1.5 1.8 1.9 2.3 2.4 2.5 2.5	35 29 25 21 17 15 13 11 8 6	10400 9740 9270 8740 8150 7810 7450 7040 6330 5760	112M4C / 112M4D	87	80	86	79	80	73	188-189
		80.0 96.6 112.0 133.3 164.7 186.7 215.4 254.5 350.0 466.7	439 364 314 264 213 188 163 138 100 75	0.9 1.1 1.3 1.5 1.8 1.9 2.3 2.4 2.5 2.5	35 29 25 21 17 15 13 11 8 6	8230 7730 7350 6930 6460 6200 5910 5590 5030 4570	112M2B / 112M2C	87	80	86	79	80	73	188-189
	612	52.9 60.0 69.2 81.8 112.5 150.0	664 586 508 430 312 234	0.8 0.9 0.9 0.9 1.3 1.3	17 15 13 11 8 6	8070 7750 7380 6980 6280 5710	132M6A	91	89	89	87	86	84	184-185
		56.0 66.7 82.4 93.3 107.7 127.3 175.0 233.3	628 527 427 377 326 276 201 151	0.8 1.0 1.2 1.2 1.2 1.3 1.7 1.7	25 21 17 15 13 11 8 6	8020 7570 7050 6770 6450 6100 5480 4980	112M4C / 112M4D	67	62	65	60	62	57	184-185
		112.0 133.3 164.7 186.7 215.4 254.5 350.0	314 264 213 188 163 138 100	0.8 1.0 1.2 1.2 1.2 1.3 1.7	25 21 17 15 13 11 8	6360 6000 5600 5370 5120 4840 4350	112M2B / 112M2C	67	62	65	60	62	57	184-185

P_1 [kW]		n_2 [Min^{-1}]	M_2 [Nm]	f_B	i_{ges}	F_{R2} [kN]	IE2 / IE3	Kg ~ HC	HX	VC	VX	FC	FX	mm
4.00	611	56.0 66.7 82.4 93.3 107.7 127.3 175.0 233.3	628 527 427 377 326 276 201 151	0.8 1.0 1.2 1.2 1.2 1.2 1.2 1.2	25 21 17 15 13 11 8 6	8020 7570 7050 6770 6450 6100 5480 4980	112M4C / 112M4D	66	62	65	61	62	58	180-181
		112.0 133.3 164.7 186.7 215.4 254.5 350.0	314 264 213 188 163 138 100	0.8 1.0 1.2 1.2 1.2 1.2 1.2	25 21 17 15 13 11 8	6690 6360 6000 5600 5360 5120 4840	112M2B / 112M2C	66	62	65	61	62	58	180-181
5.50	627/19	1.2 1.4 1.6 1.9	36109 32059 27613 23365	1.6 1.9 2.2 2.5	731 649 559 473	192000 192000 192000 192000	132M6B	2573	-	2701	-	2390	-	378-379
		1.9 2.2	23213 20609	2.6 2.9	731 649	192000 192000	132S4A / 132S4B	2573	-	2701	-	2390	-	378-379
	626/19	1.2 1.4 1.6 1.9 2.4 2.5 2.8 3.3	36109 32059 27613 23365 18623 17635 15758 13485	1.1 1.2 1.4 1.7 1.9 2.0 2.2 2.6	731 649 559 473 377 357 319 273	271000 271000 271000 271000 271000 271000 271000 271000	132M6B	1433	-	1368	-	1265	-	374-375
		1.9 2.2 2.5 3.0 3.7	23213 20609 17751 15020 11972	1.7 1.9 2.2 2.6 2.9	731 649 559 473 377	271000 271000 271000 271000 264000	132S4A / 132S4B	1433	-	1368	-	1265	-	374-375
	625/19	1.2 1.4 1.6 1.9 2.4 2.5 2.8 3.3 3.9 4.6 5.5 7.4	36109 32059 27613 23365 18623 17635 15758 13485 11411 9632 8150 5977	0.8 0.9 1.1 1.3 1.4 1.5 1.6 1.9 2.3 2.4 2.8 3.0	731 649 559 473 377 357 319 273 231 195 165 121	253000 253000 253000 253000 245000 241000 233000 224000 213000 203000 194000 177000	132M6B	1177	-	1085	-	1020	-	370-371
		1.9 2.2 2.5 3.0 3.7 3.9 4.4 5.1	23213 20609 17751 15020 11972 11337 10130 8669	1.3 1.4 1.7 2.0 2.2 2.3 2.6 3.0	731 649 559 473 377 357 319 273	253000 253000 244000 232000 219000 215000 208000 199000	132S4A / 132S4B	1177	-	1085	-	1020	-	370-371
	625/17	1.2 1.4 1.6 1.9 2.4 2.5 2.8 3.3 3.9 4.6 5.5 7.4	36109 32059 27613 23365 18623 17635 15758 13485 11411 9632 8150 5977	0.8 0.9 1.1 1.3 1.4 1.5 1.6 1.9 2.3 2.4 2.8 3.0	731 649 559 473 377 357 319 273 231 195 165 121	253000 253000 253000 253000 245000 241000 233000 224000 213000 203000 194000 177000	132M6B	1089	-	997	-	932	-	366-367

P_1 [kW]		n_2 [Min^{-1}]	M_2 [Nm]	f_B	i_{ges}	F_{R2} [kN]	IE2 / IE3	Kg ~ HC	HX	VC	VX	FC	FX	mm
5.50	625/17	1.9	23213	1.3	731	253000	132S4A / 132S4B	1089	-	997	-	932	-	366-367
		2.2	20609	1.4	649	253000								
		2.5	17751	1.7	559	244000								
		3.0	15020	2.0	473	232000								
		3.7	11972	2.2	377	219000								
		3.9	11337	2.3	357	215000								
		4.4	10130	2.6	319	208000								
		5.1	8669	3.0	273	199000								
	624/18	1.6	27613	0.8	559	204000	132M6B	766	-	720	-	699	-	362-363
		1.9	23365	1.0	473	204000								
		2.4	18623	1.1	377	200000								
		2.5	17635	1.1	357	197000								
		2.8	15758	1.3	319	190000								
		3.3	13485	1.5	273	181000								
		3.9	11411	1.8	231	173000								
		4.6	9632	1.8	195	164000								
		5.5	8150	2.2	165	156000								
		7.4	5977	2.3	121	142000								
		1.9	23213	1.0	731	204000	132S4A / 132S4B	766	-	720	-	699	-	362-363
		2.2	20609	1.1	649	204000								
		2.5	17751	1.3	559	199000								
		3.0	15020	1.5	473	189000								
		3.7	11972	1.7	377	176000								
		3.9	11337	1.8	357	175000								
		4.4	10130	2.0	319	169000								
		5.1	8669	2.3	273	161000								
		6.1	7335	2.8	231	153000								
		7.2	6192	2.9	195	145000								
		3.8	11606	1.9	731	175000	132S2B / 132S2C	766	-	720	-	699	-	362-363
		4.3	10305	1.8	649	170000								
		5.0	8876	2.2	559	162000								
		5.9	7510	2.5	473	154000								
		7.4	5986	2.8	377	144000								
		7.8	5668	2.6	357	141000								
		10.3	4335	2.9	273	130000								
		14.4	3096	2.9	195	118000								
	624/16	1.6	27613	0.8	559	204000	132M6B	727	719	681	673	660	652	358-359
		1.9	23365	1.0	473	204000								
		2.4	18623	1.1	377	200000								
		2.5	17635	1.1	357	197000								
		2.8	15758	1.3	319	190000								
		3.3	13485	1.5	273	181000								
		3.9	11411	1.8	231	173000								
		4.6	9632	1.8	195	164000								
		5.5	8150	2.2	165	156000								
		7.4	5977	2.3	121	142000								
		1.9	23213	1.0	731	204000	132S4A / 132S4B	727	719	681	673	660	652	358-359
		2.2	20609	1.1	649	204000								
		2.5	17751	1.3	559	199000								
		3.0	15020	1.5	473	189000								
		3.7	11972	1.7	377	176000								
		3.9	11337	1.8	357	175000								
		4.4	10130	2.0	319	169000								
		5.1	8669	2.3	273	161000								
		6.1	7335	2.8	231	153000								
		7.2	6192	2.9	195	145000								
		3.8	11606	1.9	731	175000	132S2B / 132S2C	727	719	681	673	660	652	358-359
		4.3	10305	1.8	649	170000								
		5.0	8876	2.2	559	162000								
		5.9	7510	2.5	473	154000								
		7.4	5986	2.8	377	144000								
		7.8	5668	2.6	357	141000								
		10.3	4335	2.9	273	130000								
		14.4	3096	2.9	195	118000								
	623/18	2.4	18623	0.9	377	175000	132M6B	661	-	632	-	588	-	354-355
		2.5	17635	0.9	357	175000								
		2.8	15758	1.0	319	171000								
		3.3	13485	1.2	273	163000								
		3.9	11411	1.4	231	155000								
		4.6	9632	1.4	195	147000								
		5.5	8150	1.7	165	140000								
		7.4	5977	1.9	121	127000								

P_1 [kW]		n_2 [Min^{-1}]	M_2 [Nm]	f_B	i_{ges}	F_{R2} [kN]	IE2 / IE3	Kg ~ HC	HX	VC	VX	FC	FX	mm
5.50	623/18	2.2	20609	0.9	649	175000	132S4A / 132S4B	661	-	632	-	588	-	354-355
		2.5	17751	1.0	559	175000								
		3.0	15020	1.2	473	170000								
		3.7	11972	1.3	377	159000								
		3.9	11337	1.4	357	156000								
		4.4	10130	1.6	319	151000								
		5.1	8669	1.8	273	144000								
		6.1	7335	2.2	231	137000								
		7.2	6192	2.2	195	130000								
		8.5	5240	2.7	165	124000								
		11.6	3842	2.9	121	113000								
		3.8	11606	1.4	731	157000	132S2B / 132S2C	661	-	632	-	588	-	354-355
		4.3	10305	1.4	649	152000								
		5.0	8876	1.7	559	145000								
		5.9	7510	2.0	473	138000								
		7.4	5986	2.2	377	128000								
		7.8	5668	2.6	357	126000								
		8.8	5065	2.4	319	123000								
		10.3	4335	2.9	273	117000								
		14.4	3096	2.9	195	106000								
	623/16	2.4	18623	0.9	377	175000	132M6B	622	611	593	582	549	538	350-351
		2.5	17635	0.9	357	175000								
		2.8	15758	1.0	319	171000								
		3.3	13485	1.2	273	163000								
		3.9	11411	1.4	231	155000								
		4.6	9632	1.4	195	147000								
		5.5	8150	1.7	165	140000								
		7.4	5977	1.9	121	127000								
		2.2	20609	0.9	649	175000	132S4A / 132S4B	622	611	593	582	549	538	350-351
		2.5	17751	1.0	559	175000								
		3.0	15020	1.2	473	170000								
		3.7	11972	1.3	377	159000								
		3.9	11337	1.4	357	156000								
		4.4	10130	1.6	319	151000								
		5.1	8669	1.8	273	144000								
		6.1	7335	2.2	231	137000								
		7.2	6192	2.2	195	130000								
		8.5	5240	2.7	165	124000								
		11.6	3842	2.9	121	113000								
		3.8	11606	1.4	731	157000	132S2B / 132S2C	622	611	593	582	549	538	350-351
		4.3	10305	1.4	649	152000								
		5.0	8876	1.7	559	145000								
		5.9	7510	2.0	473	138000								
		7.4	5986	2.2	377	128000								
		7.8	5668	2.6	357	126000								
		8.8	5065	2.4	319	123000								
		10.3	4335	2.9	273	117000								
		14.4	3096	2.9	195	106000								
	622/17	3.3	13485	0.9	273	130000	132M6B	552	-	539	-	509	-	346-347
		3.9	11411	1.1	231	125000								
		4.6	9632	1.2	195	119000								
		5.5	8150	1.4	165	113000								
		7.4	5977	1.6	121	102000								
		3.0	15020	0.9	473	136000	132S4A / 132S4B	552	-	539	-	509	-	346-347
		3.7	11972	1.0	377	127000								
		3.9	11337	1.1	357	125000								
		4.4	10130	1.2	319	122000								
		5.1	8669	1.4	273	116000								
		6.1	7335	1.7	231	110000								
		7.2	6192	1.8	195	105000								
		8.5	5240	2.1	165	100000								
		11.6	3842	2.4	121	90700								
	622/13	3.3	13485	0.9	273	130000	132M6B	499	493	486	480	456	450	342-343
		3.9	11411	1.1	231	125000								
		4.6	9632	1.1	195	119000								
		5.5	8150	1.2	165	113000								
		7.4	5977	1.2	121	102000								

P_1 [kW]		n_2 [Min^{-1}]	M_2 [Nm]	f_B	i_{ges}	F_{R2} [kN]	IE2 / IE3	Kg ~ HC	HX	VC	VX	FC	FX	mm
5.50		3.0	15020	0.9	473	136000								
		3.7	11972	1.0	377	127000								
		3.9	11337	1.1	357	125000								
		4.4	10130	1.2	319	122000								
		5.1	8669	1.4	273	116000	132S4A / 132S4B	499	493	486	480	456	450	342-343
		6.1	7335	1.7	231	110000								
		7.2	6192	1.6	195	105000								
		8.5	5240	1.7	165	100000								
		11.6	3842	1.7	121	90700								
	622/13	3.8	11606	1.2	731	126000								
		4.3	10305	1.2	649	122000								
		5.0	8876	1.4	559	117000								
		5.9	7510	1.7	473	111000								
		7.4	5986	1.6	377	104000								
		7.8	5668	1.2	357	102000	132S2B / 132S2C	499	493	486	480	456	450	342-343
		8.8	5065	1.7	319	99000								
		10.3	4335	1.6	273	94000								
		12.1	3668	1.7	231	89400								
		14.4	3096	1.6	195	85000								
		17.0	2620	1.7	165	80900								
		23.1	1921	1.7	121	73600								
	621/16	3.9	11411	0.8	231	84400								
		4.6	9632	0.9	195	84400								
		5.5	8150	1.0	165	84400	132M6B	447	438	425	416	406	397	338-339
		7.4	5977	1.2	121	84400								
		3.8	11606	1.0	731	67800								
		4.3	10305	0.9	649	67800								
		5.0	8876	1.1	559	67800								
		5.9	7510	1.2	473	67800								
		7.4	5986	1.4	377	67800								
		7.8	5668	1.2	357	67800								
		8.8	5065	1.5	319	67800	132S2B / 132S2C	447	438	425	416	406	397	338-339
		10.3	4335	1.6	273	67800								
		12.1	3668	1.7	231	66700								
		14.4	3096	1.6	195	63400								
		17.0	2620	1.7	165	60300								
		23.1	1921	1.7	121	54900								
	621/13	3.9	11411	0.8	231	84400								
		4.6	9632	0.9	195	84400								
		5.5	8150	1.0	165	84400	132M6B	424	418	402	396	383	377	334-335
		7.4	5977	1.2	121	84400								
		3.9	11337	0.8	357	84400								
		4.4	10130	0.9	319	84400								
		5.1	8669	1.1	273	84400								
		6.1	7335	1.3	231	84400	132S4A / 132S4B	424	418	402	396	383	377	334-335
		7.2	6192	1.3	195	84400								
		8.5	5240	1.6	165	84400								
		11.6	3842	1.7	121	84400								
		3.8	11606	1.0	731	67800								
		4.3	10305	0.9	649	67800								
		5.0	8876	1.1	559	67800								
		5.9	7510	1.2	473	67800								
		7.4	5986	1.4	377	67800								
		7.8	5668	1.2	357	67800								
		8.8	5065	1.5	319	67800	132S2B / 132S2C	424	418	402	396	383	377	334-335
		10.3	4335	1.6	273	67800								
		12.1	3668	1.7	231	66700								
		14.4	3096	1.6	195	63400								
		17.0	2620	1.7	165	60300								
		23.1	1921	1.7	121	54900								
	620/13	5.5	8150	0.8	165	67800								
		7.4	5977	0.9	121	67800	132M6B	344	337	332	325	317	310	330-331
		5.1	8669	0.8	273	67800								
		6.1	7335	1.0	231	67800								
		7.2	6192	1.1	195	67800	132S4A / 132S4B	344	337	332	325	317	310	330-331
		8.5	5240	1.3	165	67800								
		11.6	3842	1.4	121	67800								

P_1 [kW]		n_2 [Min^{-1}]	M_2 [Nm]	f_B	i_{ges}	F_{R2} [kN]	IE2 / IE3	Kg ~ HC	HX	VC	VX	FC	FX	mm
5.50	620/13	5.0	8876	0.9	559	67800	132S2B / 132S2C	344	337	332	325	317	310	330-331
		5.9	7510	1.0	473	67800								
		7.4	5986	1.1	377	67800								
		7.8	5668	1.2	357	67800								
		8.8	5065	1.2	319	67800								
		10.3	4335	1.6	273	67800								
		12.1	3668	1.7	231	66700								
		14.4	3096	1.6	195	63400								
		17.0	2620	1.7	165	60300								
		23.1	1921	1.7	121	54900								
	619/13	5.5	8150	0.8	165	51000	132M6B	319	315	304	300	274	270	322-323
		6.3	7064	1.0	143	51000								
		7.4	5977	0.9	121	51000								
		8.7	5137	1.2	104	51000								
		5.1	8669	0.8	273	51000	132S4A / 132S4B	319	315	304	300	274	270	322-323
		6.1	7335	1.0	231	51000								
		7.2	6192	1.0	195	51000								
		8.5	5240	1.3	165	51000								
		9.8	4541	1.3	143	51000								
		11.6	3842	1.4	121	51000								
		13.5	3303	1.6	104	51000								
		5.3	8336	0.9	525	51000	132S2B / 132S2C	319	315	304	300	274	270	322-323
		6.6	6748	1.1	425	51000								
		7.4	5986	1.0	377	51000								
		7.8	5668	1.2	357	51000								
		8.8	5065	1.1	319	51000								
		10.3	4335	1.4	273	51000								
		12.1	3668	1.6	231	51000								
		14.4	3096	1.6	195	51000								
		17.0	2620	1.7	165	49700								
		19.6	2270	1.7	143	47400								
		23.1	1921	1.7	121	44800								
		26.9	1651	1.7	104	42500								
	619	10.3	4671	1.6	87	51000	132M6B	330	-	315	-	285	-	212-213
		12.7	3812	1.8	71	51000								
		15.3	3168	2.1	59	50900								
		17.6	2738	2.4	51	48400								
		20.9	2309	2.8	43	45800								
		16.1	3003	2.1	87	50600	132S4A / 132S4B	330	-	315	-	285	-	212-213
		19.7	2451	2.4	71	47300								
		23.7	2036	2.7	59	44400								
	618/13	9.8	4541	0.9	143	36600	132S4A / 132S4B	254	247	241	234	221	214	314-315
		11.6	3842	0.9	121	36600								
		13.5	3303	1.2	104	36600								
		10.3	4335	0.9	273	36600	132S2B / 132S2C	254	247	241	234	221	214	314-315
		12.1	3668	1.1	231	36600								
		14.4	3096	1.3	195	36600								
		17.0	2620	1.4	165	35500								
		19.6	2270	1.7	143	33800								
		23.1	1921	1.7	121	32100								
		26.9	1651	1.7	104	30500								
	618	10.3	4671	0.9	87	36600	132M6B	240	-	227	-	207	-	208-209
		12.7	3812	1.1	71	36600								
		15.3	3168	1.3	59	36400								
		17.6	2738	1.6	51	34600								
		20.9	2309	1.9	43	32700								
		25.7	1879	2.3	35	30500								
		31.0	1557	2.5	29	28700								
		16.1	3003	1.3	87	36200	132S4A / 132S4B	240	-	227	-	207	-	208-209
		19.7	2451	1.5	71	33700								
		23.7	2036	1.7	59	31800								
		27.5	1760	2.1	51	30300								
		32.6	1484	2.7	43	28500								
	617	15.3	3168	0.9	59	27000	132M6B	202	-	202	-	173	-	204-205
		17.6	2738	1.1	51	25800								
		20.9	2309	1.3	43	24300								
		25.7	1879	1.6	35	22700								
		31.0	1557	1.9	29	21400								
		36.0	1342	2.1	25	20300								
		42.9	1128	2.5	21	19200								
		52.9	913	2.6	17	17800								

P_1 [kW]		n_2 [Min^{-1}]	M_2 [Nm]	f_B	i_{ges}	F_{R2} [kN]	IE2 / IE3	Kg ~ HC	HX	VC	VX	FC	FX	mm
5.50	617	16.1 19.7 23.7 27.5 32.6 40.0 48.3 56.0	3003 2451 2036 1760 1484 1208 1001 863	0.9 1.1 1.3 1.5 1.7 2.3 2.6 2.8	87 71 59 51 43 35 29 25	26900 25100 23600 22500 21300 19900 18600 17700	132S4A / 132S4B	202	-	202	-	173	-	204-205
	616	20.9 25.7 31.0 36.0 42.9 52.9 60.0 69.2 81.8 112.5	2309 1879 1557 1342 1128 913 805 698 591 430	0.9 1.0 1.3 1.5 1.7 2.1 2.0 2.3 2.7 2.7	43 35 29 25 21 17 15 13 11 8	19200 19100 17900 17200 16200 15100 14400 13800 13000 11800	132M6B	157	147	152	142	139	129	200-201
		23.7 27.5 32.6 40.0 48.3 56.0 66.7 82.4 93.3	2036 1760 1484 1208 1001 863 725 587 518	0.9 1.0 1.2 1.6 1.8 2.1 2.4 2.7 2.7	59 51 43 35 29 25 21 17 15	19200 18900 17900 16800 15700 15000 14100 13100 12600	132S4A / 132S4B	157	147	152	142	139	129	200-201
		47.5 54.9 65.1 80.0 96.6 112.0 133.3 164.7 186.7	1018 880 742 604 500 431 362 293 259	0.9 1.0 1.2 1.6 1.8 2.1 2.5 2.8 2.7	59 51 43 35 29 25 21 17 15	15800 15100 14200 13300 12500 11900 11300 10500 10100	132S2B / 132S2C	157	147	152	142	139	129	200-201
	615	36.0 42.9 52.9 60.0 69.2 81.8 112.5 150.0	1342 1128 913 805 698 591 430 322	0.8 1.0 1.2 1.4 1.4 1.8 1.8 1.8	25 21 17 15 13 11 8 6	15400 14700 13800 13300 12700 12100 11000 10100	132M6B	115	108	112	98	106	92	196-197
		40.0 48.3 56.0 66.7 82.4 93.3 107.7 127.3 175.0 233.3	1208 1001 863 725 587 518 449 380 276 207	0.9 1.1 1.2 1.3 1.7 1.8 1.8 2.3 2.3 2.3	35 29 25 21 17 15 13 11 8 6	15200 14300 13700 13000 12200 11800 11300 10700 9720 8900	132S4A / 132S4B	115	108	112	98	106	92	196-197
		80.0 96.6 112.0 133.3 164.7 186.7 215.4 254.5 350.0 466.7	604 500 431 362 293 259 224 190 138 104	0.9 1.1 1.2 1.3 1.7 1.8 1.8 2.3 2.3 2.3	35 29 25 21 17 15 13 11 8 6	12400 11700 11100 10600 9900 9520 9120 8670 7870 7220	132S2B / 132S2C	115	108	112	98	106	92	196-197
	614	36.0 42.9 52.9 60.0 69.2 81.8	1342 1128 913 805 698 591	0.8 0.9 1.2 1.3 1.3 1.4	25 21 17 15 13 11	13300 12600 11900 11400 10900 10400	132M6B	113	108	112	107	106	101	192-193

P_1 [kW]		n_2 [Min^{-1}]	M_2 [Nm]	f_B	i_{ges}	F_{R2} [kN]	IE2 / IE3	~ Kg						mm
								HC	HX	VC	VX	FC	FX	
5.50	614	40.0 48.3 56.0 66.7 82.4 93.3 107.7 127.3	1208 1001 863 725 587 518 449 380	0.8 0.9 1.1 1.2 1.7 1.7 1.7 1.8	35 29 25 21 17 15 13 11	13000 12300 11800 11200 10500 10100 9640 9160	132S4A / 132S4B	113	108	112	107	106	101	192-193
		80.0 96.6 112.0 133.3 164.7 186.7 215.4 254.5	604 500 431 362 293 259 224 190	0.8 0.9 1.1 1.2 1.7 1.7 1.7 1.8	35 29 25 21 17 15 13 11	10600 10000 9520 9030 8470 8160 7810 7420	132S2B / 132S2C	113	108	112	107	106	101	192-193
	613	52.9 60.0 69.2 81.8 112.5 150.0	913 805 698 591 430 322	0.9 1.0 1.2 1.3 1.4 1.4	17 15 13 11 8 6	9320 8940 8530 8060 7260 6590	132M6B	112	107	111	106	105	100	188-189
		48.3 56.0 66.7 82.4 93.3 107.7 127.3 175.0 233.3	1001 863 725 587 518 449 380 276 207	0.8 0.9 1.1 1.3 1.4 1.7 1.8 1.8 1.8	29 25 21 17 15 13 11 8 6	9740 9270 8740 8150 7810 7450 7040 6330 5760	132S4A / 132S4B	112	107	111	106	105	100	188-189
		96.6 112.0 133.3 164.7 186.7 215.4 254.5 350.0 466.7	500 431 362 293 259 224 190 138 104	0.8 0.9 1.1 1.3 1.4 1.7 1.8 1.8 1.8	29 25 21 17 15 13 11 8 6	7730 7350 6930 6460 6200 5910 5590 5030 4570	132S2B / 132S2C	112	107	111	106	105	100	188-189
	612	112.5 150.0	430 322	0.9 0.9	8 6	6280 5710	132M6B	91	89	89	87	86	84	184-185
		82.4 93.3 107.7 127.3 175.0 233.3	587 518 449 380 276 207	0.9 0.9 0.9 0.9 1.2 1.2	17 15 13 11 8 6	7050 6770 6450 6100 5480 4980	132S4A / 132S4B	91	89	89	87	86	84	184-185
		164.7 186.7 215.4 254.5 350.0	293 259 224 190 138	0.9 0.9 0.9 0.9 1.2	17 15 13 11 8	5600 5370 5120 4840 4350	132S2B / 132S2C	91	89	89	87	86	84	184-185
7.50	627/19	1.2 1.4 1.6 1.9 2.4 2.8	49240 43716 37654 31861 25394 21488	1.2 1.4 1.6 1.9 2.3 2.8	731 649 559 473 377 319	192000 192000 192000 192000 192000 192000	160M6B / 160M6C	2614	-	2742	-	2431	-	378-379
		1.9 2.2 2.5 3.0	31654 28103 24206 20482	1.9 2.1 2.5 2.9	731 649 559 473	192000 192000 192000 192000	132M4C / 132M4D	2573	-	2701	-	2390	-	378-379

P_1 [kW]		n_2 [Min^{-1}]	M_2 [Nm]	f_B	i_{ges}	F_{R2} [kN]	IE2 / IE3	Kg ~ HC	HX	VC	VX	FC	FX	mm
7.50	626/19	1.2	49240	0.8	731	271000	160M6B / 160M6C	1474	-	1409	-	1306	-	374-375
		1.4	43716	0.9	649	271000								
		1.6	37654	1.1	559	271000								
		1.9	31861	1.2	473	271000								
		2.4	25394	1.4	377	271000								
		2.5	24047	1.4	357	271000								
		2.8	21488	1.6	319	271000								
		3.3	18389	1.9	273	271000								
		3.9	15560	2.2	231	258000								
		4.6	13135	2.3	195	245000								
		5.5	11114	2.7	165	232000								
		7.4	8150	2.8	121	212000								
		1.9	31654	1.3	731	271000	132M4C / 132M4D	1433	-	1368	-	1265	-	374-375
		2.2	28103	1.4	649	271000								
		2.5	24206	1.6	559	271000								
		3.0	20482	1.9	473	271000								
		3.7	16325	2.1	377	264000								
		3.9	15459	2.2	357	260000								
		4.4	13813	2.5	319	251000								
		5.1	11822	2.9	273	239000								
	625/19	1.9	31861	0.9	473	253000	160M6B / 160M6C	1218	-	1126	-	1061	-	370-371
		2.4	25394	1.0	377	245000								
		2.5	24047	1.1	357	241000								
		2.8	21488	1.2	319	233000								
		3.3	18389	1.4	273	224000								
		3.9	15560	1.7	231	213000								
		4.6	13135	1.8	195	203000								
		5.5	11114	2.1	165	194000								
		7.4	8150	2.2	121	177000								
		1.9	31654	0.9	731	253000	132M4C / 132M4D	1177	-	1085	-	1020	-	370-371
		2.2	28103	1.1	649	253000								
		2.5	24206	1.2	559	244000								
		3.0	20482	1.5	473	232000								
		3.7	16325	1.6	377	219000								
		3.9	15459	1.7	357	215000								
		4.4	13813	1.9	319	208000								
		5.1	11822	2.2	273	199000								
		6.1	10003	2.6	231	190000								
		7.2	8444	2.7	195	181000								
	625/17	1.9	31861	0.9	473	253000	160M6B / 160M6C	1132	-	1040	-	975	-	366-367
		2.4	25394	1.0	377	245000								
		2.5	24047	1.1	357	241000								
		2.8	21488	1.2	319	233000								
		3.3	18389	1.4	273	224000								
		3.9	15560	1.7	231	213000								
		4.6	13135	1.8	195	203000								
		5.5	11114	2.1	165	194000								
		7.4	8150	2.2	121	177000								
		1.9	31654	0.9	731	253000	132M4C / 132M4D	1089	-	997	-	932	-	366-367
		2.2	28103	1.1	649	253000								
		2.5	24206	1.2	559	244000								
		3.0	20482	1.5	473	232000								
		3.7	16325	1.6	377	219000								
		3.9	15459	1.7	357	215000								
		4.4	13813	1.9	319	208000								
		5.1	11822	2.2	273	199000								
		6.1	10003	2.6	231	190000								
		7.2	8444	2.7	195	181000								
	624/18	2.4	25394	0.8	377	200000	160M6B / 160M6C	808	-	762	-	741	-	362-363
		2.5	24047	0.8	357	197000								
		2.8	21488	0.9	319	190000								
		3.3	18389	1.1	273	181000								
		3.9	15560	1.3	231	173000								
		4.6	13135	1.3	195	164000								
		5.5	11114	1.6	165	156000								
		7.4	8150	1.7	121	142000								

P_1 [kW]		n_2 [Min^{-1}]	M_2 [Nm]	f_B	i_{ges}	F_{R2} [kN]	IE2 / IE3	Kg ~ HC	HX	VC	VX	FC	FX	mm
7.50	624/18	2.2	28103	0.8	649	204000	132M4C / 132M4D	766	-	720	-	699	-	362-363
		2.5	24206	1.0	559	199000								
		3.0	20482	1.1	473	189000								
		3.7	16325	1.2	377	176000								
		3.9	15459	1.3	357	175000								
		4.4	13813	1.5	319	169000								
		5.1	11822	1.7	273	161000								
		6.1	10003	2.0	231	153000								
		7.2	8444	2.1	195	145000								
		8.5	7145	2.2	165	138000								
		11.6	5240	2.2	121	125000								
		3.8	15827	1.4	731	175000	132S2C / 132S2D	766	-	720	-	699	-	362-363
		4.3	14052	1.3	649	170000								
		5.0	12103	1.6	559	162000								
		5.9	10241	1.8	473	154000								
		7.4	8163	2.0	377	144000								
		7.8	7729	1.9	357	141000								
		8.8	6907	2.2	319	136000								
		10.3	5911	2.1	273	130000								
		12.1	5001	2.2	231	125000								
		14.4	4222	2.1	195	118000								
		17.0	3572	2.2	165	112000								
		23.1	2620	2.2	121	102000								
	624/16	2.4	25394	0.8	377	200000	160M6B / 160M6C	767	760	721	714	700	693	358-359
		2.5	24047	0.8	357	197000								
		2.8	21488	0.9	319	190000								
		3.3	18389	1.1	273	181000								
		3.9	15560	1.3	231	173000								
		4.6	13135	1.3	195	164000								
		5.5	11114	1.6	165	156000								
		7.4	8150	1.7	121	142000								
		2.2	28103	0.8	649	204000	132M4C / 132M4D	727	719	681	673	660	652	358-359
		2.5	24206	1.0	559	199000								
		3.0	20482	1.1	473	189000								
		3.7	16325	1.2	377	176000								
		3.9	15459	1.3	357	175000								
		4.4	13813	1.5	319	169000								
		5.1	11822	1.7	273	161000								
		6.1	10003	2.0	231	153000								
		7.2	8444	2.1	195	145000								
		8.5	7145	2.2	165	138000								
		11.6	5240	2.2	121	125000								
		3.8	15827	1.4	731	175000	132S2C / 132S2D	727	719	681	673	660	652	358-359
		4.3	14052	1.3	649	170000								
		5.0	12103	1.6	559	162000								
		5.9	10241	1.8	473	154000								
		7.4	8163	2.0	377	144000								
		7.8	7729	1.9	357	141000								
		8.8	6907	2.2	319	136000								
		10.3	5911	2.1	273	130000								
		12.1	5001	2.2	231	125000								
		14.4	4222	2.1	195	118000								
		17.0	3572	2.2	165	112000								
		23.1	2620	2.2	121	102000								
	623/18	3.3	18389	0.9	273	163000	160M6B / 160M6C	703	-	674	-	630	-	354-355
		3.9	15560	1.0	231	155000								
		4.6	13135	1.1	195	147000								
		5.5	11114	1.3	165	140000								
		7.4	8150	1.4	121	127000								
		3.0	20482	0.9	473	170000	132M4C / 132M4D	661	-	632	-	588	-	354-355
		3.7	16325	1.0	377	159000								
		3.9	15459	1.0	357	156000								
		4.4	13813	1.2	319	151000								
		5.1	11822	1.3	273	144000								
		6.1	10003	1.6	231	137000								
		7.2	8444	1.6	195	130000								
		8.5	7145	1.9	165	124000								
		11.6	5240	2.1	121	113000								

P_1 [kW]		n_2 [Min^{-1}]	M_2 [Nm]	f_B	i_{ges}	F_{R2} [kN]	IE2 / IE3	Kg ~ HC	HX	VC	VX	FC	FX	mm
7.50	623/18	3.8 4.3 5.0 5.9 7.4 7.8 8.8 10.3 12.1 14.4 17.0 23.1	15827 14052 12103 10241 8163 7729 6907 5911 5001 4222 3572 2620	1.1 1.0 1.3 1.4 1.6 1.9 1.8 2.1 2.2 2.1 2.2 2.2	731 649 559 473 377 357 319 273 231 195 165 121	157000 152000 145000 138000 128000 126000 123000 117000 112000 106000 101000 91700	132S2C / 132S2D	661	-	632	-	588	-	354-355
	623/16	3.3 3.9 4.6 5.5 7.4	18389 15560 13135 11114 8150	0.9 1.0 1.1 1.3 1.4	273 231 195 165 121	163000 155000 147000 140000 127000	160M6B / 160M6C	662	652	633	623	589	579	350-351
		3.0 3.7 3.9 4.4 5.1 6.1 7.2 8.5 11.6	20482 16325 15459 13813 11822 10003 8444 7145 5240	0.9 1.0 1.0 1.2 1.3 1.6 1.6 1.9 2.1	473 377 357 319 273 231 195 165 121	170000 159000 156000 151000 144000 137000 130000 124000 113000	132M4C / 132M4D	622	611	593	582	549	538	350-351
		3.8 4.3 5.0 5.9 7.4 7.8 8.8 10.3 12.1 14.4 17.0 23.1	15827 14052 12103 10241 8163 7729 6907 5911 5001 4222 3572 2620	1.1 1.0 1.3 1.4 1.6 1.9 1.8 2.1 2.2 2.1 2.2 2.2	731 649 559 473 377 357 319 273 231 195 165 121	157000 152000 145000 138000 128000 126000 123000 117000 112000 106000 101000 91700	132S2C / 132S2D	622	611	593	582	549	538	350-351
	622/17	3.9 4.6 5.5 7.4	15560 13135 11114 8150	0.8 0.8 1.0 1.2	231 195 165 121	125000 119000 113000 102000	160M6B / 160M6C	595	-	582	-	552	-	346-347
		3.9 4.4 5.1 6.1 7.2 8.5 11.6	15459 13813 11822 10003 8444 7145 5240	0.8 0.9 1.1 1.2 1.3 1.6 1.8	357 319 273 231 195 165 121	125000 122000 116000 110000 105000 100000 90700	132M4C / 132M4D	552	-	539	-	509	-	346-347
	622/13	3.9 4.4 5.1 6.1 7.2 8.5 11.6	15459 13813 11822 10003 8444 7145 5240	0.8 0.9 1.1 1.2 1.2 1.2 1.2	357 319 273 231 195 165 121	125000 122000 116000 110000 105000 100000 90700	132M4C / 132M4D	499	493	486	480	456	450	342-343
		3.8 4.3 5.0 5.9 7.4 7.8 8.8 10.3 12.1 14.4 17.0 23.1	15827 14052 12103 10241 8163 7729 6907 5911 5001 4222 3572 2620	0.9 0.9 1.1 1.2 1.2 0.9 1.2 1.2 1.2 1.2 1.2 1.2	731 649 559 473 377 357 319 273 231 195 165 121	126000 122000 117000 111000 104000 102000 99000 94000 89400 85000 80900 73600	132S2C / 132S2D	499	493	486	480	456	450	342-343
	621/16	7.4	8150	0.9	121	84400	160M6B / 160M6C	487	466	465	444	446	425	338-339

P_1 [kW]		n_2 [Min^{-1}]	M_2 [Nm]	f_B	i_{ges}	F_{R2} [kN]	IE2 / IE3	Kg ~ HC	HX	VC	VX	FC	FX	mm
7.50	621/16	5.0 5.9 7.4 7.8 8.8 10.3 12.1 14.4 17.0 23.1	12103 10241 8163 7729 6907 5911 5001 4222 3572 2620	0.8 0.9 1.0 0.9 1.1 1.2 1.2 1.2 1.2 1.2	559 473 377 357 319 273 231 195 165 121	67800 67800 67800 67800 67800 67800 66700 63400 60300 54900	132S2C / 132S2D	447	438	425	416	406	397	338-339
		5.1 6.1 7.2 8.5 11.6	11822 10003 8444 7145 5240	0.8 0.9 1.0 1.2 1.2	273 231 195 165 121	84400 84400 84400 84400 84400	132M4C / 132M4D	424	418	402	396	383	377	334-335
	621/13	5.0 5.9 7.4 7.8 8.8 10.3 12.1 14.4 17.0 23.1	12103 10241 8163 7729 6907 5911 5001 4222 3572 2620	0.8 0.9 1.0 0.9 1.1 1.2 1.2 1.2 1.2 1.2	559 473 377 357 319 273 231 195 165 121	67800 67800 67800 67800 67800 67800 66700 63400 60300 54900	132S2C / 132S2D	424	418	402	396	383	377	334-335
	621	10.3 15.3	6370 4320	1.6 2.7	87 59	84400 78400	160M6B / 160M6C	481	-	459	-	440	-	220-221
		7.2 8.5 11.6	8444 7145 5240	0.8 0.9 1.1	195 165 121	67800 67800 67800	132M4C / 132M4D	344	337	332	325	317	310	330-331
	620/13	7.8 8.8 10.3 12.1 14.4 17.0 23.1	7729 6907 5911 5001 4222 3572 2620	0.9 0.9 1.2 1.2 1.2 1.2 1.2	357 319 273 231 195 165 121	67800 67800 67800 66700 63400 60300 54900	132S2C / 132S2D	344	337	332	325	317	310	330-331
	620	10.3 15.3 20.9	6370 4320 3148	1.2 2.0 2.7	87 59 43	67800 61600 56000	160M6B / 160M6C	390	-	378	-	363	-	216-217
		8.5 9.8 11.6 13.5	7145 6192 5240 4503	0.9 0.9 1.1 1.2	165 143 121 104	51000 51000 51000 51000	132M4C / 132M4D	319	315	304	300	274	270	322-323
	619/13	7.8 8.8 10.3 12.1 14.4 17.0 19.6 23.1 26.9	7729 6907 5911 5001 4222 3572 3096 2620 2252	0.9 0.8 1.0 1.2 1.2 1.2 1.2 1.2 1.2	357 319 273 231 195 165 143 121 104	51000 51000 51000 51000 51000 49700 47400 44800 42500	132S2C / 132S2D	319	315	304	300	274	270	322-323
	619	10.3 12.7 15.3 17.6 20.9 25.7	6370 5198 4320 3734 3148 2563	1.2 1.3 1.5 1.8 2.1 2.4	87 71 59 51 43 35	51000 51000 50900 48400 45800 42700	160M6B / 160M6C	371	-	356	-	326	-	212-213
		16.1 19.7 23.7 27.5 32.6	4095 3342 2777 2400 2024	1.5 1.8 2.0 2.4 2.7	87 71 59 51 43	50600 47300 44400 42400 40000	132M4C / 132M4D	330	-	315	-	285	-	212-213
	618/13	13.5	4503	0.9	104	36600	132M4C / 132M4D	254	247	241	234	221	214	314-315

P_1 [kW]		n_2 [Min^{-1}]	M_2 [Nm]	f_B	i_{ges}	F_{R2} [kN]	IE2 / IE3	Kg ~ HC	HX	VC	VX	FC	FX	mm
7.50	618/13	12.1 14.4 17.0 19.6 23.1 26.9	5001 4222 3572 3096 2620 2252	0.8 0.9 1.0 1.2 1.2 1.2	231 195 165 143 121 104	36600 36600 35500 33800 32100 30500	132S2C / 132S2D	254	247	241	234	221	214	314-315
	618	12.7 15.3 17.6 20.9 25.7 31.0 36.0 42.9 52.9	5198 4320 3734 3148 2563 2123 1830 1538 1245	0.8 0.9 1.1 1.4 1.7 1.8 2.3 2.7 3.0	71 59 51 43 35 29 25 21 17	36600 36400 34600 32700 30500 28700 27300 25800 24000	160M6B / 160M6C	282	-	269	-	249	-	208-209
		16.1 19.7 23.7 27.5 32.6 40.0 48.3	4095 3342 2777 2400 2024 1647 1365	1.0 1.1 1.2 1.5 2.0 2.5 2.5	87 71 59 51 43 35 29	36200 33700 31800 30300 28500 26700 25100	132M4C / 132M4D	240	-	227	-	207	-	208-209
	617	17.6 20.9 25.7 31.0 36.0 42.9 52.9 60.0 69.2 81.8	3734 3148 2563 2123 1830 1538 1245 1098 952 805	0.8 0.9 1.2 1.4 1.6 1.8 1.9 2.3 2.7 2.7	51 43 35 29 25 21 17 15 13 11	25800 24300 22700 21400 20300 19200 17800 17200 16400 15500	160M6B / 160M6C	245	-	245	-	216	-	204-205
		23.7 27.5 32.6 40.0 48.3 56.0 66.7 82.4	2777 2400 2024 1647 1365 1177 988 800	0.9 1.1 1.2 1.7 1.9 2.1 2.5 2.6	59 51 43 35 29 25 21 17	23600 22500 21300 19900 18600 17700 16800 15600	132M4C / 132M4D	202	-	202	-	173	-	204-205
	616	31.0 36.0 42.9 52.9 60.0 69.2 81.8 112.5	2123 1830 1538 1245 1098 952 805 586	0.9 1.1 1.3 1.5 1.5 1.7 2.0 2.0	29 25 21 17 15 13 11 8	17900 17200 16200 15100 14400 13800 13000 11800	160M6B / 160M6C	197	188	192	183	179	170	200-201
		32.6 40.0 48.3 56.0 66.7 82.4 93.3 107.7 127.3 175.0	2024 1647 1365 1177 988 800 706 612 518 377	0.9 1.1 1.3 1.5 1.8 2.0 2.0 2.3 2.4 2.4	43 35 29 25 21 17 15 13 11 8	17900 16800 15700 15000 14100 13100 12600 12100 11400 10300	132M4C / 132M4D	157	147	152	142	139	129	200-201
		65.1 80.0 96.6 112.0 133.3 164.7 186.7 215.4 254.5 350.0	1012 824 682 588 494 400 353 306 259 188	0.9 1.2 1.3 1.6 1.8 2.0 2.0 2.3 2.4 2.4	43 35 29 25 21 17 15 13 11 8	14200 13300 12500 11900 11300 10500 10100 9590 9080 8170	132S2C / 132S2D	157	147	152	142	139	129	200-201

P_1 [kW]		n_2 [Min^{-1}]	M_2 [Nm]	f_B	i_{ges}	F_{R2} [kN]	IE2 / IE3	~ Kg						mm
								HC	HX	VC	VX	FC	FX	
7.50	615	52.9 60.0 69.2 81.8 112.5 150.0	1245 1098 952 805 586 439	0.9 1.0 1.0 1.3 1.3 1.3	17 15 13 11 8 6	13800 13300 12700 12100 11000 10100	160M6B / 160M6C	154	136	151	141	145	135	196-197
		56.0 66.7 82.4 93.3 107.7 127.3 175.0 233.3	1177 988 800 706 612 518 377 282	0.9 0.9 1.2 1.3 1.3 1.7 1.7 1.7	25 21 17 15 13 11 8 6	13700 13000 12200 11800 11300 10700 9720 8900	132M4C / 132M4D	115	108	112	98	106	92	196-197
		112.0 133.3 164.7 186.7 215.4 254.5 350.0 466.7	588 494 400 353 306 259 188 141	0.9 0.9 1.2 1.3 1.3 1.7 1.7 1.7	25 21 17 15 13 11 8 6	11100 10600 9900 9520 9120 8670 7870 7220	132S2C / 132S2D	115	108	112	98	106	92	196-197
	614	66.7 82.4 93.3 107.7 127.3	988 800 706 612 518	0.9 1.2 1.2 1.3 1.3	21 17 15 13 11	11200 10500 10100 9640 9160	132M4C / 132M4D	113	108	112	107	106	101	192-193
		133.3 164.7 186.7 215.4 254.5	494 400 353 306 259	0.9 1.2 1.2 1.3 1.3	21 17 15 13 11	9030 8470 8160 7810 7420	132S2C / 132S2D	113	108	112	107	106	101	192-193
	613	66.7 82.4 93.3 107.7 127.3 175.0 233.3	988 800 706 612 518 377 282	0.8 0.9 1.0 1.2 1.3 1.3 1.3	21 17 15 13 11 8 6	8740 8150 7810 7450 7040 6330 5760	132M4C / 132M4D	112	107	111	106	105	100	188-189
		133.3 164.7 186.7 215.4 254.5 350.0 466.7	494 400 353 306 259 188 141	0.8 0.9 1.0 1.2 1.3 1.3 1.3	21 17 15 13 11 8 6	6930 6460 6200 5910 5590 5030 4570	132S2C / 132S2D	112	107	111	106	105	100	188-189
	612	175.0 233.3	377 282	0.9 0.9	8 6	5480 4980	132M4C / 132M4D	91	89	89	87	86	84	184-185
		350.0	188	0.9	8	4350	132S2C / 132S2D	91	89	89	87	86	84	184-185
9.20	627/19	1.2 1.4 1.6 1.9 2.4 2.8	60401 53625 46189 39083 31151 26358	1.0 1.1 1.3 1.5 1.9 2.3	731 649 559 473 377 319	192000 192000 192000 192000 192000 192000	160M6	2614	-	2742	-	2431	-	378-379
		1.9 2.2 2.5 3.0 3.7	38829 34473 29693 25125 20025	1.5 1.7 2.0 2.4 3.0	731 649 559 473 377	192000 192000 192000 192000 192000	132M4	2573	-	2701	-	2390	-	378-379
	626/19	1.6 1.9 2.4 2.5 2.8 3.3 3.9 4.6 5.5 7.4	46189 39083 31151 29498 26358 22557 19087 16112 13634 9998	0.9 1.0 1.1 1.2 1.3 1.5 1.8 1.8 2.2 2.3	559 473 377 357 319 273 231 195 165 121	271000 271000 271000 271000 271000 271000 258000 245000 232000 212000	160M6	1474	-	1409	-	1306	-	374-375

P_1 [kW]		n_2 [Min^{-1}]	M_2 [Nm]	f_B	i_{ges}	F_{R2} [kN]	IE2 / IE3	Kg ~ HC	HX	VC	VX	FC	FX	mm
9.20	626/19	1.9	38829	1.0	731	271000	132M4	1433	-	1368	-	1265	-	374-375
		2.2	34473	1.2	649	271000								
		2.5	29693	1.3	559	271000								
		3.0	25125	1.6	473	271000								
		3.7	20025	1.7	377	264000								
		3.9	18963	1.8	357	260000								
		4.4	16945	2.0	319	251000								
		5.1	14501	2.4	273	239000								
		6.1	12270	2.8	231	227000								
		7.2	10358	2.9	195	206000								
	625/19	2.4	31151	0.8	377	245000	160M6	1218	-	1126	-	1061	-	370-371
		2.5	29498	0.9	357	241000								
		2.8	26358	1.0	319	233000								
		3.3	22557	1.1	273	224000								
		3.9	19087	1.4	231	213000								
		4.6	16112	1.4	195	203000								
		5.5	13634	1.7	165	194000								
		7.4	9998	1.8	121	177000								
		2.2	34473	0.9	649	253000	132M4	1177	-	1085	-	1020	-	370-371
		2.5	29693	1.0	559	244000								
		3.0	25125	1.2	473	232000								
		3.7	20025	1.3	377	219000								
		3.9	18963	1.4	357	215000								
		4.4	16945	1.5	319	208000								
		5.1	14501	1.8	273	199000								
		6.1	12270	2.1	231	190000								
		7.2	10358	2.2	195	181000								
		8.5	8764	2.6	165	173000								
		11.6	6427	2.8	121	158000								
	625/17	2.4	31151	0.8	377	245000	160M6	1132	-	1040	-	975	-	366-367
		2.5	29498	0.9	357	241000								
		2.8	26358	1.0	319	233000								
		3.3	22557	1.1	273	224000								
		3.9	19087	1.4	231	213000								
		4.6	16112	1.4	195	203000								
		5.5	13634	1.7	165	194000								
		7.4	9998	1.8	121	177000								
		2.2	34473	0.9	649	253000	132M4	1089	-	997	-	932	-	366-367
		2.5	29693	1.0	559	244000								
		3.0	25125	1.2	473	232000								
		3.7	20025	1.3	377	219000								
		3.9	18963	1.4	357	215000								
		4.4	16945	1.5	319	208000								
		5.1	14501	1.8	273	199000								
		6.1	12270	2.1	231	190000								
		7.2	10358	2.2	195	181000								
		8.5	8764	2.6	165	173000								
		11.6	6427	2.8	121	158000								
	624/18	3.3	22557	0.9	273	181000	160M6	808	-	762	-	741	-	362-363
		3.9	19087	1.1	231	173000								
		4.6	16112	1.1	195	164000								
		5.5	13634	1.3	165	156000								
		7.4	9998	1.4	121	142000								
		3.0	25125	0.9	473	189000	132M4	766	-	720	-	699	-	362-363
		3.7	20025	1.0	377	176000								
		3.9	18963	1.1	357	175000								
		4.4	16945	1.2	319	169000								
		5.1	14501	1.4	273	161000								
		6.1	12270	1.6	231	153000								
		7.2	10358	1.7	195	145000								
		8.5	8764	1.8	165	138000								
		11.6	6427	1.8	121	125000								
		3.8	19414	1.1	731	175000	132M2	766	-	720	-	699	-	362-363
		4.3	17237	1.1	649	170000								
		5.0	14846	1.3	559	162000								
		5.9	12562	1.5	473	154000								
		7.4	10013	1.6	377	144000								
		7.8	9481	1.5	357	141000								
		8.8	8472	1.8	319	136000								
		10.3	7251	1.7	273	130000								
		12.1	6135	1.8	231	125000								
		14.4	5179	1.7	195	118000								
		17.0	4382	1.8	165	112000								
		23.1	3214	1.8	121	102000								

P_1 [kW]		n_2 [Min^{-1}]	M_2 [Nm]	f_B	i_{ges}	F_{R2} [kN]	IE2 / IE3	Kg ~ HC	HX	VC	VX	FC	FX	mm
9.20	624/16	3.3	22557	0.9	273	181000	160M6	767	760	721	714	700	693	358-359
		3.9	19087	1.1	231	173000								
		4.6	16112	1.1	195	164000								
		5.5	13634	1.3	165	156000								
		7.4	9998	1.4	121	142000								
		3.0	25125	0.9	473	189000	132M4	727	719	681	673	660	652	358-359
		3.7	20025	1.0	377	176000								
		3.9	18963	1.1	357	175000								
		4.4	16945	1.2	319	169000								
		5.1	14501	1.4	273	161000								
		6.1	12270	1.6	231	153000								
		7.2	10358	1.7	195	145000								
		8.5	8764	1.8	165	138000								
		11.6	6427	1.8	121	125000								
		3.8	19414	1.1	731	175000	132M2	727	719	681	673	660	652	358-359
		4.3	17237	1.1	649	170000								
		5.0	14846	1.3	559	162000								
		5.9	12562	1.5	473	154000								
		7.4	10013	1.6	377	144000								
		7.8	9481	1.5	357	141000								
		8.8	8472	1.8	319	136000								
		10.3	7251	1.7	273	130000								
		12.1	6135	1.8	231	125000								
		14.4	5179	1.7	195	118000								
		17.0	4382	1.8	165	112000								
		23.1	3214	1.8	121	102000								
	623/18	3.9	19087	0.8	231	155000	160M6	703	-	674	-	630	-	354-355
		4.6	16112	0.9	195	147000								
		5.5	13634	1.0	165	140000								
		7.4	9998	1.1	121	127000								
		3.9	18963	0.8	357	156000	132M4	661	-	632	-	588	-	354-355
		4.4	16945	0.9	319	151000								
		5.1	14501	1.1	273	144000								
		6.1	12270	1.3	231	137000								
		7.2	10358	1.3	195	130000								
		8.5	8764	1.6	165	124000								
		11.6	6427	1.7	121	113000								
		3.8	19414	0.9	731	157000	132M2	661	-	632	-	588	-	354-355
		4.3	17237	0.8	649	152000								
		5.0	14846	1.0	559	145000								
		5.9	12562	1.2	473	138000								
		7.4	10013	1.3	377	128000								
		7.8	9481	1.5	357	126000								
		8.8	8472	1.5	319	123000								
		10.3	7251	1.7	273	117000								
		12.1	6135	1.8	231	112000								
		14.4	5179	1.7	195	106000								
		17.0	4382	1.8	165	101000								
		23.1	3214	1.8	121	91700								
	623/16	3.9	19087	0.8	231	155000	160M6	662	652	633	623	589	579	350-351
		4.6	16112	0.9	195	147000								
		5.5	13634	1.0	165	140000								
		7.4	9998	1.1	121	127000								
		3.9	18963	0.8	357	156000	132M4	622	611	593	582	549	538	350-351
		4.4	16945	0.9	319	151000								
		5.1	14501	1.1	273	144000								
		6.1	12270	1.3	231	137000								
		7.2	10358	1.3	195	130000								
		8.5	8764	1.6	165	124000								
		11.6	6427	1.7	121	113000								
		3.8	19414	0.9	731	157000	132M2	622	611	593	582	549	538	350-351
		4.3	17237	0.8	649	152000								
		5.0	14846	1.0	559	145000								
		5.9	12562	1.2	473	138000								
		7.4	10013	1.3	377	128000								
		7.8	9481	1.5	357	126000								
		8.8	8472	1.5	319	123000								
		10.3	7251	1.7	273	117000								
		12.1	6135	1.8	231	112000								
		14.4	5179	1.7	195	106000								
		17.0	4382	1.8	165	101000								
		23.1	3214	1.8	121	91700								

P_1 [kW]		n_2 [Min^{-1}]	M_2 [Nm]	f_B	i_{ges}	F_{R2} [kN]	IE2 / IE3	Kg ~ HC	HX	VC	VX	FC	FX	mm
9.20	622/17	5.5 7.4	13634 9998	0.8 0.9	165 121	113000 102000	160M6	595	-	582	-	552	-	346-346
		5.1 6.1 7.2 8.5 11.6	14501 12270 10358 8764 6427	0.9 1.0 1.1 1.3 1.5	273 231 195 165 121	116000 110000 105000 100000 90700	132M4	552	-	539	-	509	-	346-347
	622/13	5.1 6.1 7.2 8.5 11.6	14501 12270 10358 8764 6427	0.9 1.0 0.9 1.0 1.0	273 231 195 165 121	116000 110000 105000 100000 90700	132M4	499	493	486	480	456	450	342-343
		5.0 5.9 7.4 8.8 10.3 12.1 14.4 17.0 23.1	14846 12562 10013 8472 7251 6135 5179 4382 3214	0.9 1.0 0.9 1.0 0.9 1.0 0.9 1.0 1.0	559 473 377 319 273 231 195 165 121	117000 111000 104000 99000 94000 89400 85000 80900 73600	132M2	499	493	486	480	456	450	342-343
	621/16	7.4 8.8 10.3 12.1 14.4 17.0 23.1	10013 8472 7251 6135 5179 4382 3214	0.8 0.9 0.9 1.0 0.9 1.0 1.0	377 319 273 231 195 165 121	67800 67800 67800 66700 63400 60300 54900	132M2	447	438	425	416	406	397	338-339
	621/13	7.2 8.5 11.6	10358 8764 6427	0.8 0.9 1.0	195 165 121	84400 84400 84400	132M4	424	418	402	396	383	377	334-335
		7.4 8.8 10.3 12.1 14.4 17.0 23.1	10013 8472 7251 6135 5179 4382 3214	0.8 0.9 0.9 1.0 0.9 1.0 1.0	377 319 273 231 195 165 121	67800 67800 67800 66700 63400 60300 54900	132M2	424	418	402	396	383	377	334-335
	621	10.3 15.3 20.9	7814 5299 3862	1.3 2.2 3.0	87 59 43	84400 78400 71400	160M6	481	-	459	-	440	-	220-221
	620/13	11.6	6427	0.9	121	67800	132M4	344	337	332	325	317	310	330-331
		10.3 12.1 14.4 17.0 23.1	7251 6135 5179 4382 3214	0.9 1.0 0.9 1.0 1.0	273 231 195 165 121	67800 66700 63400 60300 54900	132M2	344	337	332	325	317	310	330-331
	620	10.3 15.3 20.9	7814 5299 3862	1.0 1.7 2.2	87 59 43	67800 61600 56000	160M6	390	-	378	-	363	-	216-217
	619/13	11.6 13.5	6427 5524	0.9 1.0	121 104	51000 51000	132M4	319	315	304	300	274	270	322-323
		10.3 12.1 14.4 17.0 19.6 23.1 26.9	7251 6135 5179 4382 3798 3214 2762	0.8 0.9 0.9 1.0 1.0 1.0 1.0	273 231 195 165 143 121 104	51000 51000 51000 49700 47400 44800 42500	132M2	319	315	304	300	274	270	322-323
	619	10.3 12.7 15.3 17.6 20.9 25.7 31.0 36.0 42.9	7814 6377 5299 4580 3862 3143 2605 2245 1886	0.9 1.1 1.2 1.5 1.7 1.9 2.5 2.8 3.0	87 71 59 51 43 35 29 25 21	51000 51000 50900 48400 45800 42700 40100 38200 36100	160M6	371	-	356	-	326	-	212-213

P_1 [kW]		n_2 [Min^{-1}]	M_2 [Nm]	f_B	i_{ges}	F_{R2} [kN]	IE2 / IE3	Kg ~ HC	HX	VC	VX	FC	FX	mm
9.20	619	16.1 19.7 23.7 27.5 32.6 40.0	5023 4099 3406 2945 2483 2021	1.3 1.4 1.6 1.9 2.2 2.6	87 71 59 51 43 35	50600 47300 44400 42400 40000 37400	132M4	330	-	315	-	285	-	212-213
	618/13	17.0 19.6 23.1 26.9	4382 3798 3214 2762	0.8 1.0 1.0 1.0	165 143 121 104	35500 33800 32100 30500	132M2	254	247	241	234	221	214	314-315
	618	17.6 20.9 25.7 31.0 36.0 42.9 52.9 60.0	4580 3862 3143 2605 2245 1886 1527 1347	0.9 1.1 1.4 1.5 1.9 2.2 2.4 2.5	51 43 35 29 25 21 17 15	34600 32700 30500 28700 27300 25800 24000 23000	160M6	282	-	269	-	249	-	208-209
		19.7 23.7 27.5 32.6 40.0 48.3 56.0 66.7	4099 3406 2945 2483 2021 1674 1443 1212	0.9 1.0 1.2 1.6 2.0 2.0 2.5 2.9	71 59 51 43 35 29 25 21	33700 31800 30300 28500 26700 25100 23800 22500	132M4	240	-	227	-	207	-	208-209
	617	25.7 31.0 36.0 42.9 52.9 60.0 69.2 81.8	3143 2605 2245 1886 1527 1347 1168 988	0.9 1.1 1.3 1.5 1.6 1.9 2.2 2.2	35 29 25 21 17 15 13 11	22700 21400 20300 19200 17800 17200 16400 15500	160M6	245	-	245	-	216	-	204-205
		27.5 32.6 40.0 48.3 56.0 66.7 82.4 93.3 107.7 127.3	2945 2483 2021 1674 1443 1212 982 866 751 635	0.9 1.0 1.3 1.5 1.7 2.0 2.1 2.5 2.9 2.9	51 43 35 29 25 21 17 15 13 11	22500 21300 19900 18600 17700 16800 15600 15000 14300 13500	132M4	202	-	202	-	173	-	204-205
	616	36.0 42.9 52.9 60.0 69.2 81.8 112.5	2245 1886 1527 1347 1168 988 718	0.9 1.0 1.2 1.2 1.4 1.6 1.6	25 21 17 15 13 11 8	17200 16200 15100 14400 13800 13000 11800	160M6	197	188	192	183	179	170	200-201
		40.0 48.3 56.0 66.7 82.4 93.3 107.7 127.3 175.0	2021 1674 1443 1212 982 866 751 635 462	0.9 1.1 1.3 1.4 1.6 1.6 1.9 1.9 1.9	35 29 25 21 17 15 13 11 8	16800 15700 15000 14100 13100 12600 12100 11400 10300	132M4	157	147	152	142	139	129	200-201
		80.0 96.6 112.0 133.3 164.7 186.7 215.4 254.5 350.0	1010 837 722 606 491 433 375 318 231	1.0 1.1 1.3 1.5 1.7 1.6 1.9 2.0 2.0	35 29 25 21 17 15 13 11 8	13300 12500 11900 11300 10500 10100 9590 9080 8170	132M2	157	147	152	142	139	129	200-201

P_1 [kW]		n_2 [Min^{-1}]	M_2 [Nm]	f_B	i_{ges}	F_{R2} [kN]	IE2 / IE3	Kg ~ HC	HX	VC	VX	FC	FX	mm
9.20	615	60.0 69.2 81.8 112.5 150.0	1347 1168 988 718 539	0.8 0.8 1.1 1.1 1.1	15 13 11 8 6	13300 12700 12100 11000 10100	160M6	154	136	151	141	145	135	196-197
		82.4 93.3 107.7 127.3 175.0 233.3	982 866 751 635 462 346	1.0 1.1 1.1 1.4 1.4 1.4	17 15 13 11 8 6	12200 11800 11300 10700 9720 8900	132M4	115	108	112	98	106	92	196-197
		164.7 186.7 215.4 254.5 350.0 466.7	491 433 375 318 231 173	1.0 1.1 1.1 1.4 1.4 1.4	17 15 13 11 8 6	9900 9520 9120 8670 7870 7220	132M2	115	108	112	98	106	92	196-197
	614	82.4 93.3 107.7 127.3	982 866 751 635	1.0 1.0 1.0 1.1	17 15 13 11	10500 10100 9640 9160	132M4	113	108	112	107	106	101	192-193
		164.7 186.7 215.4 254.5	491 433 375 318	1.0 1.0 1.0 1.1	17 15 13 11	8470 8160 7810 7420	132M2	113	108	112	107	106	101	192-193
	613	93.3 107.7 127.3 175.0 233.3	866 751 635 462 346	0.8 1.0 1.1 1.1 1.1	15 13 11 8 6	7810 7450 7040 6330 5760	132M4	112	107	111	106	105	100	188-189
		186.7 215.4 254.5 350.0 466.7	433 375 318 231 173	0.8 1.0 1.1 1.1 1.1	15 13 11 8 6	6200 5910 5590 5030 4570	132M2	112	107	111	106	105	100	188-189
11.0	627/19	1.2 1.4 1.6 1.9 2.4 2.8	72218 64117 55226 46729 37245 31515	0.8 0.9 1.1 1.3 1.6 1.9	731 649 559 473 377 319	192000 192000 192000 192000 192000 192000	160L6B / 160L6D	2614	-	2742	-	2431	-	378-379
		1.9 2.2 2.5 3.0 3.7 4.4	46426 41218 35502 30040 23943 20260	1.3 1.4 1.7 2.0 2.5 2.8	731 649 559 473 377 319	192000 192000 192000 192000 192000 192000	160M4C	2614	-	2742	-	2431	-	378-379
	626/19	1.9 2.4 2.5 2.8 3.3 3.9 4.6 5.5 7.4	46729 37245 35269 31515 26971 22821 19265 16301 11954	0.9 0.9 1.0 1.1 1.3 1.5 1.5 1.8 1.9	473 377 357 319 273 231 195 165 121	271000 271000 271000 271000 271000 258000 245000 232000 212000	160L6B / 160L6D	1474	-	1409	-	1306	-	374-375
		1.9 2.2 2.5 3.0 3.7 3.9 4.4 5.1 6.1 7.2 8.5 11.6	46426 41218 35502 30040 23943 22673 20260 17338 14671 12384 10479 7685	0.9 1.0 1.1 1.3 1.4 1.5 1.7 2.0 2.4 2.4 2.8 3.0	731 649 559 473 377 357 319 273 231 195 165 121	271000 271000 271000 271000 264000 260000 251000 239000 227000 206000 206000 187000	160M4C	1474	-	1409	-	1306	-	374-375

P_1 [kW]		n_2 [Min^{-1}]	M_2 [Nm]	f_B	i_{ges}	F_{R2} [kN]	IE2 / IE3	~ Kg						mm
								HC	HX	VC	VX	FC	FX	
11.0	625/19	2.8 3.3 3.9 4.6 5.5 7.4	31515 26971 22821 19265 16301 11954	0.8 1.0 1.1 1.2 1.4 1.5	319 273 231 195 165 121	233000 224000 213000 203000 194000 177000	160L6B / 160L6D	1218	-	1126	-	1061	-	370-371
		2.5 3.0 3.7 3.9 4.4 5.1 6.1 7.2 8.5 11.6	35502 30040 23943 22673 20260 17338 14671 12384 10479 7685	0.8 1.0 1.1 1.1 1.3 1.5 1.8 1.9 2.2 2.3	559 473 377 357 319 273 231 195 165 121	244000 232000 219000 215000 208000 199000 190000 181000 173000 158000	160M4C	1218	-	1126	-	1061	-	370-371
	625/17	2.8 3.3 3.9 4.6 5.5 7.4	31515 26971 22821 19265 16301 11954	0.8 1.0 1.1 1.2 1.4 1.5	319 273 231 195 165 121	233000 224000 213000 203000 194000 177000	160L6B / 160L6D	1132	-	1040	-	975	-	366-367
		2.5 3.0 3.7 3.9 4.4 5.1 6.1 7.2 8.5 11.6	35502 30040 23943 22673 20260 17338 14671 12384 10479 7685	0.8 1.0 1.1 1.1 1.3 1.5 1.8 1.9 2.2 2.3	559 473 377 357 319 273 231 195 165 121	244000 232000 219000 215000 208000 199000 190000 181000 173000 158000	160M4C	1132	-	1040	-	975	-	366-367
	624/18	3.9 4.6 5.5 7.4	22821 19265 16301 11954	0.9 0.9 1.1 1.2	231 195 165 121	173000 164000 156000 142000	160L6B / 160L6D	808	-	762	-	741	-	362-363
		3.7 3.9 4.4 5.1 6.1 7.2 8.5 11.6	23943 22673 20260 17338 14671 12384 10479 7685	0.8 0.9 1.0 1.2 1.4 1.4 1.5 1.5	377 357 319 273 231 195 165 121	176000 175000 169000 161000 153000 145000 138000 125000	160M4C	808	-	762	-	741	-	362-363
		3.8 4.3 5.0 5.9 7.4 7.8 8.8 10.3 12.1 14.4 17.0 23.1	23213 20609 17751 15020 11972 11337 10130 8669 7335 6192 5240 3842	0.9 0.9 1.1 1.2 1.4 1.3 1.5 1.5 1.5 1.5 1.5 1.5	731 649 559 473 377 357 319 273 231 195 165 121	175000 170000 162000 154000 144000 141000 136000 130000 125000 118000 112000 102000	160M2B / 160M2C	808	-	762	-	741	-	362-363
	624/16	3.9 4.6 5.5 7.4	22821 19265 16301 11954	0.9 0.9 1.1 1.2	231 195 165 121	173000 164000 156000 142000	160L6B / 160L6D	767	760	721	714	700	693	358-359
		3.7 3.9 4.4 5.1 6.1 7.2 8.5 11.6	23943 22673 20260 17338 14671 12384 10479 7685	0.8 0.9 1.0 1.2 1.4 1.4 1.5 1.5	377 357 319 273 231 195 165 121	176000 175000 169000 161000 153000 145000 138000 125000	160M4C	767	760	721	714	700	693	358-359

P_1 [kW]		n_2 [Min^{-1}]	M_2 [Nm]	f_B	i_{ges}	F_{R2} [kN]	IE2 / IE3	Kg ~ HC	HX	VC	VX	FC	FX	mm
11.0	624/16	3.8 4.3 5.0 5.9 7.4 7.8 8.8 10.3 12.1 14.4 17.0 23.1	23213 20609 17751 15020 11972 11337 10130 8669 7335 6192 5240 3842	0.9 0.9 1.1 1.2 1.4 1.3 1.5 1.5 1.5 1.5 1.5 1.5	731 649 559 473 377 357 319 273 231 195 165 121	175000 170000 162000 154000 144000 141000 136000 130000 125000 118000 112000 102000	160M2B / 160M2C	767	760	721	714	700	693	358-359
	623/18	5.5 7.4	16301 11954	0.9 0.9	165 121	140000 127000	160L6B / 160L6D	703	-	674	-	630	-	354-355
		5.1 6.1 7.2 8.5 11.6	17338 14671 12384 10479 7685	0.9 1.1 1.1 1.3 1.4	273 231 195 165 121	144000 137000 130000 124000 113000	160M4C	703	-	674	-	630	-	354-355
		5.0 5.9 7.4 7.8 8.8 10.3 12.1 14.4 17.0 23.1	17751 15020 11972 11337 10130 8669 7335 6192 5240 3842	0.9 1.0 1.1 1.3 1.2 1.5 1.5 1.5 1.5 1.5	559 473 377 357 319 273 231 195 165 121	145000 138000 128000 126000 123000 117000 112000 106000 101000 91700	160M2B / 160M2C	703	-	674	-	630	-	354-355
	623/16	5.5 7.4	16301 11954	0.9 0.9	165 121	140000 127000	160L6B / 160L6D	662	652	633	623	589	579	350-351
		5.1 6.1 7.2 8.5 11.6	17338 14671 12384 10479 7685	0.9 1.1 1.1 1.3 1.4	273 231 195 165 121	144000 137000 130000 124000 113000	160M4C	662	652	633	623	589	579	350-351
		5.0 5.9 7.4 7.8 8.8 10.3 12.1 14.4 17.0 23.1	17751 15020 11972 11337 10130 8669 7335 6192 5240 3842	0.9 1.0 1.1 1.3 1.2 1.5 1.5 1.5 1.5 1.5	559 473 377 357 319 273 231 195 165 121	145000 138000 128000 126000 123000 117000 112000 106000 101000 91700	160M2B / 160M2C	662	652	633	623	589	579	350-351
	622/17	6.1 7.2 8.5 11.6	14671 12384 10479 7685	0.9 0.9 1.1 1.2	231 195 165 121	110000 105000 100000 90700	160M4C	595	-	582	-	552	-	346-347
	621/16	12.1 17.0 23.1	7335 5240 3842	0.8 0.8 0.8	231 165 121	66700 60300 54900	160M2B / 160M2C	487	466	465	444	446	425	338-339
	621	10.3 15.3 20.9	9342 6336 4618	1.1 1.9 2.5	87 59 43	84400 78400 71400	160L6B / 160L6D	481	-	459	-	440	-	220-221
		16.1 23.7	6006 4073	1.6 2.5	87 59	78000 69400	160M4C	481	-	459	-	440	-	220-221
	620	10.3 15.3 20.9 31.0	9342 6336 4618 3114	0.8 1.4 1.9 2.5	87 59 43 29	67800 61600 56000 49800	160L6B / 160L6D	390	-	378	-	363	-	216-217
		16.1 23.7 32.6	6006 4073 2968	1.2 1.7 2.5	87 59 43	61300 54500 49600	160M4C	390	-	378	-	363	-	216-217

P_1 [kW]		n_2 [Min^{-1}]	M_2 [Nm]	f_B	i_{ges}	F_{R2} [kN]	IE2 / IE3	Kg ~ HC	HX	VC	VX	FC	FX	mm
11.0	619	12.7 15.3 17.6 20.9 25.7 31.0 36.0 42.9	7624 6336 5477 4618 3758 3114 2685 2255	0.9 1.0 1.2 1.4 1.6 2.1 2.3 2.5	71 59 51 43 35 29 25 21	51000 50900 48400 45800 42700 40100 38200 36100	160L6B / 160L6D	371	-	356	-	326	-	212-213
		16.1 19.7 23.7 27.5 32.6 40.0 48.3	6006 4901 4073 3521 2968 2416 2002	1.1 1.2 1.4 1.6 1.9 2.2 2.7	87 71 59 51 43 35 29	50600 47300 44400 42400 40000 37400 35100	160M4C	371	-	356	-	326	-	212-213
	618	20.9 25.7 31.0 36.0 42.9 52.9 60.0 69.2 81.8	4618 3758 3114 2685 2255 1826 1611 1396 1181	1.0 1.2 1.3 1.6 1.8 2.0 2.1 2.5 2.6	43 35 29 25 21 17 15 13 11	32700 30500 28700 27300 25800 24000 23000 22000 20800	160L6B / 160L6D	282	-	269	-	249	-	208-209
		23.7 27.5 32.6 40.0 48.3 56.0 66.7 82.4 93.3 107.7 127.3	4073 3521 2968 2416 2002 1726 1450 1174 1035 897 759	0.8 1.0 1.3 1.7 1.7 2.1 2.5 2.7 2.8 3.0 3.0	59 51 43 35 29 25 21 17 15 13 11	31800 30300 28500 26700 25100 23800 22500 21000 20100 19200 18100	160M4C	282	-	269	-	249	-	208-209
	617	31.0 36.0 42.9 52.9 60.0 69.2 81.8	3114 2685 2255 1826 1611 1396 1181	1.0 1.1 1.3 1.3 1.6 1.8 1.8	29 25 21 17 15 13 11	21400 20300 19200 17800 17200 16400 15500	160L6B / 160L6D	245	-	245	-	216	-	204-205
		32.6 40.0 48.3 56.0 66.7 82.4 93.3 107.7 127.3	2968 2416 2002 1726 1450 1174 1035 897 759	0.8 1.1 1.3 1.4 1.7 1.8 2.1 2,4 2.5	43 35 29 25 21 17 15 13 11	21300 19900 18600 17700 16800 15600 15000 14300 13500	160M4C	245	-	245	-	216	-	204-205
	616	42.9 52.9 60.0 69.2 81.8 112.5	2255 1826 1611 1396 1181 859	0.9 1.0 1.0 1.2 1.4 1.4	21 17 15 13 11 8	16200 15100 14400 13800 13000 11800	160L6B / 160L6D	197	188	192	183	179	170	200-201
		48.3 56.0 66.7 82.4 93.3 107.7 127.3 175.0	2002 1726 1450 1174 1035 897 759 552	0.9 1.0 1.2 1.4 1.3 1.6 1.6 1.6	29 25 21 17 15 13 11 8	15700 15000 14100 13100 12600 12100 11400 10300	160M4C	197	188	192	183	179	170	200-201

P_1 [kW]		n_2 [Min^{-1}]	M_2 [Nm]	f_B	i_{ges}	F_{R2} [kN]	IE2 / IE3	Kg ~ HC	HX	VC	VX	FC	FX	mm
11.0	616	80.0 96.6 112.0 133.3 164.7 186.7 215.4 254.5 350.0	1208 1001 863 725 587 518 449 380 276	0.8 0.9 1.1 1.2 1.4 1.4 1.6 1.6 1.6	35 29 25 21 17 15 13 11 8	13300 12500 11900 11300 10500 10100 9590 9080 8170	160M2B / 160M2C	197	188	192	183	179	170	200-201
	615	81.8 112.5 150.0	1181 859 644	0.9 0.9 0.9	11 8 6	12100 11000 10100	160L6B / 160L6D	154	136	151	141	145	135	196-197
		82.4 93.3 107.7 127.3 175.0 233.3	1174 1035 897 759 552 414	0.8 0.9 0.9 1.2 1.2 1.2	17 15 13 11 8 6	12200 11800 11300 10700 9720 8900	160M4C	154	136	151	141	145	135	196-197
		164.7 186.7 215.4 254.5 350.0 466.7	587 518 449 380 276 207	0.8 0.9 0.9 1.2 1.2 1.2	17 15 13 11 8 6	9900 9520 9120 8670 7870 7220	160M2B / 160M2C	154	136	151	141	145	135	196-197
15.0	627/19	1.9 2.4 2.8	63722 50789 42975	0.9 1.2 1.4	473 377 319	192000 192000 192000	180L6A / 180L6B	2655	-	2783	-	2472	-	378-379
		1.9 2.2 2.5 3.0 3.7 4.4	63308 56207 48412 40964 32650 27627	0.9 1.1 1.2 1.5 1.8 2.0	731 649 559 473 377 319	192000 192000 192000 192000 192000 192000	160L4B	2614	-	2742	-	2431	-	378-379
	626/19	2.8 3.3 3.9 4.6 5.5 7.4	42975 36778 31120 26270 22229 16301	0.8 0.9 1.1 1.1 1.3 1.4	319 273 231 195 165 121	271000 271000 258000 245000 232000 212000	180L6A / 180L6B	1515	-	1450	-	1347	-	374-375
		2.5 3.0 3.7 3.9 4.4 5.1 6.1 7.2 8.5 11.6	48412 40964 32650 30918 27627 23643 20006 16888 14290 10479	0.8 1.0 1.1 1.1 1.2 1.5 1.7 1.8 2.1 2.2	559 473 377 357 319 273 231 195 165 121	271000 271000 264000 260000 251000 239000 227000 206000 206000 187000	160L4B	1474	-	1409	-	1306	-	374-375
	625/19	3.9 4.6 5.5 7.4	31120 26270 22229 16301	0.8 0.9 1.0 1.1	231 195 165 121	213000 203000 194000 177000	180L6A / 180L6B	1259	-	1167	-	1102	-	370-371
		3.9 4.4 5.1 6.1 7.2 8.5 11.6	30918 27627 23643 20006 16888 14290 10479	0.8 0.9 1.1 1.3 1.4 1.6 1.7	357 319 273 231 195 165 121	215000 208000 199000 190000 181000 173000 158000	160L4B	1218	-	1126	-	1061	-	370-371
	625/17	3.9 4.6 5.5 7.4	31120 26270 22229 16301	0.8 0.9 1.0 1.1	231 195 165 121	213000 203000 194000 177000	180L6A / 180L6B	1173	-	1081	-	1016	-	366-367
		3.9 4.4 5.1 6.1 7.2 8.5 11.6	30918 27627 23643 20006 16888 14290 10479	0.8 0.9 1.1 1.3 1.4 1.6 1.7	357 319 273 231 195 165 121	215000 208000 199000 190000 181000 173000 158000	160L4B	1132	-	1040	-	975	-	366-367

P_1 [kW]		n_2 [Min^{-1}]	M_2 [Nm]	f_B	i_{ges}	F_{R2} [kN]	IE2 / IE3	Kg ~ HC	HX	VC	VX	FC	FX	mm
15.0	625	10.3	12740	2.2	87	162000	180L6A / 180L6B	-	-	-	-	-	-	232
		5.5 7.4	22229 16301	0.8 0.9	165 121	156000 142000	180L6A / 180L6B	849	-	803	-	782	-	362-363
		5.1 6.1 7.2 8.5 11.6	23643 20006 16888 14290 10479	0.9 1.0 1.0 1.1 1.1	273 231 195 165 121	161000 153000 145000 138000 125000	160L4B	808	-	762	-	741	-	362-363
	624/18	5.0 5.9 7.4 7.8 8.8 10.3 12.1 14.4 17.0 23.1	24206 20482 16325 15459 13813 11822 10003 8444 7145 5240	0.8 0.9 1.0 0.9 1.1 1.1 1.1 1.1 1.1 1.1	559 473 377 357 319 273 231 195 165 121	162000 154000 144000 141000 136000 130000 125000 118000 112000 102000	160M2C / 160M2D	808	-	762	-	741	-	362-363
		5.1 6.1 7.2 8.5 11.6	23643 20006 16888 14290 10479	0.9 1.0 1.0 1.1 1.1	273 231 195 165 121	161000 153000 145000 138000 125000	160L4B	767	760	721	714	700	693	358-359
	624/16	5.0 5.9 7.4 7.8 8.8 10.3 12.1 14.4 17.0 23.1	24206 20482 16325 15459 13813 11822 10003 8444 7145 5240	0.8 0.9 1.0 0.9 1.1 1.1 1.1 1.1 1.1 1.1	559 473 377 357 319 273 231 195 165 121	162000 154000 144000 141000 136000 130000 125000 118000 112000 102000	160M2C / 160M2D	767	760	721	714	700	693	358-359
	624	10.3 15.3	12740 8640	1.8 2.6	87 59	128000 115000	180L6A / 180L6B	-	-	-	-	-	-	230
		7.2 8.5 11.6	16888 14290 10479	0.8 1.0 1.1	195 165 121	130000 124000 113000	160L4B	703	-	674	-	630	-	354-355
	623/18	7.4 7.8 8.8 10.3 12.1 14.4 17.0 23.1	16325 15459 13813 11822 10003 8444 7145 5240	0.8 0.9 0.9 1.1 1.1 1.1 1.1 1.1	377 357 319 273 231 195 165 121	128000 126000 123000 117000 112000 106000 101000 91700	160M2C / 160M2D	703	-	674	-	630	-	354-355
		7.2 8.5 11.6	16888 14290 10479	0.8 1.0 1.1	195 165 121	130000 124000 113000	160L4B	662	652	633	623	589	579	350-351
	623/16	7.4 7.8 8.8 10.3 12.1 14.4 17.0 23.1	16325 15459 13813 11822 10003 8444 7145 5240	0.8 0.9 0.9 1.1 1.1 1.1 1.1 1.1	377 357 319 273 231 195 165 121	128000 126000 123000 117000 112000 106000 101000 91700	160M2C / 160M2D	662	652	633	623	589	579	350-351
	623	10.3 15.3 20.9	12740 8640 6297	1.4 2.0 2.8	87 59 43	116000 103000 93400	180L6A / 180L6B	-	-	-	-	-	-	228
	622/17	11.6	10479	0.9	121	90700	160L4B	595	-	582	-	552	-	346-347
	622	10.3 15.3 20.9	12740 8640 6297	1.1 1.6 2.2	87 59 43	92700 82500 75100	180L6A / 180L6B	603	-	590	-	590	-	224-225
	621	10.3 15.3 20.9 31.0	12740 8640 6297 4247	0.8 1.4 1.8 2.4	87 59 43 29	84400 78400 71400 63300	180L6A / 180L6B	522	-	500	-	481	-	220-221

P_1 [kW]		n_2 [Min^{-1}]	M_2 [Nm]	f_B	i_{ges}	F_{R2} [kN]	IE2 / IE3	Kg ~ HC	HX	VC	VX	FC	FX	mm
15.0	621	16.1 23.7 32.6	8190 5554 4048	1.2 1.8 2.5	87 59 43	78000 69400 63100	160L4B	481	-	459	-	440	-	220-221
	620	15.3 20.9 31.0 42.9	8640 6297 4247 3075	1.0 1.4 1.9 2.3	59 43 29 21	61600 56000 49800 45200	180L6A / 180L6B	431	-	419	-	404	-	216-217
		16.1 23.7 32.6 48.3	8190 5554 4048 2730	0.9 1.3 1.8 2.6	87 59 43 29	61300 54500 49600 44000	160L4B	390	-	378	-	363	-	216-217
	619	17.6 20.9 25.7 31.0 36.0 42.9 52.9 60.0 69.2 81.8	7468 6297 5125 4247 3661 3075 2489 2197 1904 1611	0.9 1.0 1.2 1.5 1.7 1.8 2.3 2.3 2.3 2.3	51 43 35 29 25 21 17 15 13 11	48400 45800 42700 40100 38200 36100 33600 32300 30700 29000	180L6A / 180L6B	412	-	397	-	367	-	212-213
		19.7 23.7 27.5 32.6 40.0 48.3 56.0 66.7 82.4 93.3 107.7 127.3	6684 5554 4801 4048 3295 2730 2353 1977 1600 1412 1224 1035	0.9 1.0 1.2 1.4 1.6 2.0 2.3 2.4 2.9 2.9 2.9 2.9	71 59 51 43 35 29 25 21 17 15 13 11	47300 44400 42400 40000 37400 35100 33300 31500 29300 28100 26900 25400	160L4B	371	-	356	-	326	-	212-213
	618	25.7 31.0 36.0 42.9 52.9 60.0 69.2 81.8	5125 4247 3661 3075 2489 2197 1904 1611	0.9 0.9 1.1 1.4 1.5 1.5 1.8 1.9	35 29 25 21 17 15 13 11	30500 28700 27300 25800 24000 23000 22000 20800	180L6A / 180L6B	323	-	310	-	290	-	208-209
		32.6 40.0 48.3 56.0 66.7 82.4 93.3 107.7 127.3	4048 3295 2730 2353 1977 1600 1412 1224 1035	1.0 1.2 1.2 1.5 1.8 2.0 2.1 2.2 2.2	43 35 29 25 21 17 15 13 11	28500 26700 25100 23800 22500 21000 20100 19200 18100	160L4B	282	-	269	-	249	-	208-209
	617	42.9 52.9 60.0 69.2 81.8	3075 2489 2197 1904 1611	0.9 1.0 1.1 1.3 1.4	21 17 15 13 11	19200 17800 17200 16400 15500	180L6A / 180L6B	286	-	286	-	257	-	204-205
		40.0 48.3 56.0 66.7 82.4 93.3 107.7 127.3	3295 2730 2353 1977 1600 1412 1224 1035	0.8 0.9 1.0 1.2 1.3 1.5 1.8 1.8	35 29 25 21 17 15 13 11	19900 18600 17700 16800 15600 15000 14300 13500	160L4B	245	-	245	-	216	-	204-205
	616	66.7 82.4 93.3 107.7 127.3 175.0	1977 1600 1412 1224 1035 753	0.9 1.0 1.0 1.1 1.2 1.2	21 17 15 13 11 8	14100 13100 12600 12100 11400 10300	160L4B	197	188	192	183	179	170	200-201

P_1 [kW]		n_2 [Min^{-1}]	M_2 [Nm]	f_B	i_{ges}	F_{R2} [kN]	IE2 / IE3	Kg ~ HC	HX	VC	VX	FC	FX	mm
15.0	616	133.3 164.7 186.7 215.4 254.5 350.0	988 800 706 612 518 377	0.9 1.0 1.0 1.2 1.2 1.2	21 17 15 13 11 8	11300 10500 10100 9590 9080 8170	160M2C / 160M2D	197	188	192	183	179	170	200-201
	615	127.3 175.0 233.3	1035 753 565	0.9 0.9 0.9	11 8 6	10700 9720 8900	160L4B	154	136	151	141	145	135	196-197
		254.5 350.0 466.7	518 377 282	0.9 0.9 0.9	11 8 6	8670 7870 7220	160M2C / 160M2D	154	136	151	141	145	135	196-197
18.5	627/19	2.4 2.8	62640 53003	0.9 1.1	377 319	192000 192000	200L6B / 200L6C	2717	-	2845	-	2534	-	378-379
		2.2 2.5 3.0 3.7 4.4	69321 59708 50522 40268 34073	0.9 1.0 1.2 1.5 1.7	649 559 473 377 319	192000 192000 192000 192000 192000	180M4A / 180M4B	2655	-	2783	-	2472	-	378-379
	626/19	3.9 4.6 5.5 7.4	38381 32400 27415 20105	0.9 0.9 1.1 1.1	231 195 165 121	258000 245000 232000 212000	200L6B / 200L6C	1577	-	1512	-	1409	-	374-375
		3.7 3.9 4.4 5.1 6.1 7.2 8.5 11.6	40268 38132 34073 29160 24674 20828 17624 12924	0.9 0.9 1.0 1.2 1.4 1.4 1.7 1.8	377 357 319 273 231 195 165 121	264000 260000 251000 239000 227000 206000 206000 187000	180M4A / 180M4B	1515	-	1450	-	1347	-	374-375
	625/19	5.5 7.4	27415 20105	0.8 0.9	165 121	194000 177000	200L6B / 200L6C	1321	-	1229	-	1164	-	370-371
		5.1 6.1 7.2 8.5 11.6	29160 24674 20828 17624 12924	0.9 1.0 1.1 1.3 1.4	273 231 195 165 121	199000 190000 181000 173000 158000	180M4A / 180M4B	1259	-	1167	-	1102	-	370-371
	625/17	5.1 6.1 7.2 8.5 11.6	29160 24674 20828 17624 12924	0.9 1.0 1.1 1.3 1.4	273 231 195 165 121	199000 190000 181000 173000 158000	180M4A / 180M4B	1173	-	1081	-	1016	-	366-367
	625	10.3 15.3	15712 10655	1.8 3.0	87 59	162000 145000	200L6B / 200L6C	-	-	-	-	-	-	232
	624/18	7.4 8.8 10.3 12.1 14.4 17.0 23.1	20134 17037 14580 12337 10414 8812 6462	0.8 0.9 0.9 0.9 0.9 0.9 0.9	377 319 273 231 195 165 121	144000 136000 130000 125000 118000 112000 102000	160M2D / 160L2C	808	-	762	-	741	-	362-363
	624/16	7.4 8.8 10.3 12.1 14.4 17.0 23.1	20134 17037 14580 12337 10414 8812 6462	0.8 0.9 0.9 0.9 0.9 0.9 0.9	377 319 273 231 195 165 121	144000 136000 130000 125000 118000 112000 102000	160M2D / 160L2C	767	760	721	714	700	693	358-359
	624	10.3 15.3 20.9	15712 10655 7766	1.4 2.1 3.0	87 59 43	128000 115000 104000	200L6B / 200L6C	895	-	849	-	828	-	230
	623/18	10.3 12.1 14.4 17.0 23.1	14580 12337 10414 8812 6462	0.9 0.9 0.9 0.9 0.9	273 231 195 165 121	117000 112000 106000 101000 91700	160M2D / 160L2C	703	-	674	-	630	-	354-355

P_1 [kW]		n_2 [Min^{-1}]	M_2 [Nm]	f_B	i_{ges}	F_{R2} [kN]	IE2 / IE3	Kg ~ HC	HX	VC	VX	FC	FX	mm
18.5	623/16	10.3 12.1 14.4 17.0 23.1	14580 12337 10414 8812 6462	0.9 0.9 0.9 0.9 0.9	273 231 195 165 121	117000 112000 106000 101000 91700	160M2D / 160L2C	662	652	633	623	589	579	350-351
	623	10.3 15.3 20.9 31.0	15712 10655 7766 5237	1.1 1.6 2.3 3.0	87 59 43 29	116000 103000 93400 83000	200L6B / 200L6C	767	-	738	-	694	-	228
	622	10.3 15.3 20.9 31.0	15712 10655 7766 5237	0.9 1.3 1.8 2.5	87 59 43 29	92700 82500 75100 66800	200L6B / 200L6C	666	-	653	-	653	-	224-225
		16.1 23.7 32.6	10101 6850 4992	1.2 1.8 2.5	87 59 43	82200 73100 66500	180M4A / 180M4B	603	-	590	-	590	-	224-225
	621	15.3 20.9 31.0 42.9	10655 7766 5237 3793	1.1 1.5 2.0 2.5	59 43 29 21	78400 71400 63300 57500	200L6B / 200L6C	584	-	562	-	543	-	220-221
		16.1 23.7 32.6 48.3	10101 6850 4992 3367	1.0 1.5 2.0 2.6	87 59 43 29	78000 69400 63100 56100	180M4A / 180M4B	522	-	500	-	481	-	220-221
	620	15.3 20.9 31.0 42.9 60.0 81.8	10655 7766 5237 3793 2709 1987	0.8 1.1 1.5 1.9 2.5 2.5	59 43 29 21 15 11	61600 56000 49800 45200 40800 37200	200L6B / 200L6C	493	-	481	-	466	-	216-217
		23.7 32.6 48.3 66.7	6850 4992 3367 2438	1.0 1.5 2.1 2.5	59 43 29 21	54500 49600 44000 40000	180M4A / 180M4B	431	-	419	-	404	-	216-217
	619	20.9 25.7 31.0 36.0 42.9 52.9 60.0 69.2 81.8	7766 6321 5237 4515 3793 3070 2709 2348 1987	0.8 1.0 1.2 1.4 1.5 1.8 1.8 1.8 1.9	43 35 29 25 21 17 15 13 11	45800 42700 40100 38200 36100 33600 32300 30700 29000	200L6B / 200L6C	474	-	459	-	429	-	212-213
		23.7 27.5 32.6 40.0 48.3 56.0 66.7 82.4 93.3 107.7 127.3	6850 5921 4992 4064 3367 2903 2438 1974 1742 1509 1277	0.8 1.0 1.1 1.3 1.6 1.9 2.0 2.3 2.3 2.3 2.3	59 51 43 35 29 25 21 17 15 13 11	44400 42400 40000 37400 35100 33300 31500 29300 28100 26900 25400	180M4A / 180M4B	412	-	397	-	367	-	212-213
	618	36.0 42.9 52.9 60.0 69.2 81.8	4515 3793 3070 2709 2348 1987	0.9 1.1 1.2 1.2 1.5 1.6	25 21 17 15 13 11	27300 25800 24000 23000 22000 20800	200L6B / 200L6C	388	-	375	-	355	-	208-209
		40.0 48.3 56.0 66.7 82.4 93.3 107.7 127.3	4064 3367 2903 2438 1974 1742 1509 1277	1.0 1.0 1.2 1.5 1.6 1.7 1.8 1.8	35 29 25 21 17 15 13 11	26700 25100 23800 22500 21000 20100 19200 18100	180M4A / 180M4B	323	-	310	-	290	-	208-209

P_1 [kW]		n_2 [Min^{-1}]	M_2 [Nm]	f_B	i_{ges}	F_{R2} [kN]	IE2 / IE3	HC	HX	VC	VX	FC	FX	mm
18.5	617	56.0 66.7 82.4 93.3 107.7 127.3	2903 2438 1974 1742 1509 1277	0.8 1.0 1.0 1.2 1.4 1.5	25 21 17 15 13 11	17700 16800 15600 15000 14300 13500	180M4A / 180M4B	286	-	286	-	257	-	204-205
	616	164.7 186.7 215.4 254.5 350.0	987 871 755 639 464	0.8 0.8 0.9 1.0 1.0	17 15 13 11 8	10500 10100 9590 9080 8170	160M2D / 160L2C	197	188	192	183	179	170	200-201
22.0	627/19	2.4 2.8	74490 63030	0.8 0.9	377 319	192000 192000	200L6C / 200L6D	2717	-	2845	-	2534	-	378-379
		2.5 3.0 3.7 4.4	71004 60081 47887 40520	0.8 1.0 1.2 1.4	559 473 377 319	192000 192000 192000 192000	180M4B / 180L4B	2655	-	2783	-	2472	-	378-379
	627	10.3	18685	2.3	87	192000	200L6C / 200L6D	-	-	-	-	-	-	236
	626/19	5.5 7.4	32602 23908	0.9 1.0	165 121	232000 212000	200L6C / 200L6D	1577	-	1512	-	1409	-	374-375
		4.4 5.1 6.1 7.2 8.5 11.6	40520 34677 29342 24769 20958 15369	0.8 1.0 1.2 1.2 1.4 1.5	319 273 231 195 165 121	251000 239000 227000 206000 206000 187000	180M4B / 180L4B	1515	-	1450	-	1347	-	374-375
	626	10.3	18685	2.0	87	192000	200L6C / 200L6D	-	-	-	-	-	-	234
	625/19	6.1 7.2 8.5 11.6	29342 24769 20958 15369	0.9 0.9 1.1 1.2	231 195 165 121	190000 181000 173000 158000	180M4B / 180L4B	1259	-	1167	-	1102	-	370-371
	625/17	6.1 7.2 8.5 11.6	29342 24769 20958 15369	0.9 0.9 1.1 1.2	231 195 165 121	190000 181000 173000 158000	180M4B / 180L4B	1173	-	1081	-	1016	-	366-367
	625	10.3 15.3	18685 12671	1.5 2.5	87 59	162000 145000	200L6C / 200L6D	-	-	-	-	-	-	232
	624	10.3 15.3 20.9	18685 12671 9235	1.2 1.8 2.5	87 59 43	128000 115000 104000	200L6C / 200L6D	895	-	849	-	828	-	230
	623	10.3 15.3 20.9 31.0	18685 12671 9235 6228	0.9 1.4 1.9 2.5	87 59 43 29	116000 103000 93400 83000	200L6C / 200L6D	767	-	738	-	694	-	228
	622	15.3 20.9 31.0 42.9	12671 9235 6228 4510	1.1 1.5 2.1 2.9	59 43 29 21	82500 75100 66800 60600	200L6C / 200L6D	666	-	653	-	653	-	224-225
		16.1 23.7 32.6 48.3	12012 8146 5937 4004	1.0 1.5 2.1 2.6	87 59 43 29	82200 73100 66500 59100	180M4B / 180L4B	603	-	590	-	590	-	224-225
	621	15.3 20.9 31.0 42.9 60.0 81.8	12671 9235 6228 4510 3222 2362	0.9 1.3 1.7 2.1 2.6 2.8	59 43 29 21 15 11	78400 71400 63300 57500 52000 47400	200L6C / 200L6D	584	-	562	-	543	-	220-221
		16.1 23.7 32.6 48.3 66.7	12012 8146 5937 4004 2899	0.8 1.3 1.7 2.2 2.7	87 59 43 29 21	78000 69400 63100 56100 51000	180M4B / 180L4B	522	-	500	-	481	-	220-221

P_1 [kW]		n_2 [Min^{-1}]	M_2 [Nm]	f_B	i_{ges}	F_{R2} [kN]	IE2 / IE3	Kg ~ HC	HX	VC	VX	FC	FX	mm
22.0	620	20.9 31.0 42.9 60.0 81.8	9235 6228 4510 3222 2362	0.9 1.3 1.6 2.1 2.1	43 29 21 15 11	56000 49800 45200 40800 37200	200L6C / 200L6D	493	-	481	-	466	-	216-217
		23.7 32.6 48.3 66.7 93.3 127.3	8146 5937 4004 2899 2071 1519	0.9 1.2 1.8 2.1 2.6 2.6	59 43 29 21 15 11	54500 49600 44000 40000 36200 32900	180M4B / 180L4B	431	-	419	-	404	-	216-217
	619	25.7 31.0 36.0 42.9 52.9 60.0 69.2 81.8	7517 6228 5369 4510 3651 3222 2792 2362	0.8 1.0 1.2 1.2 1.6 1.6 1.6 1.6	35 29 25 21 17 15 13 11	42700 40100 38200 36100 33600 32300 30700 29000	200L6C / 200L6D	474	-	459	-	429	-	212-213
		27.5 32.6 40.0 48.3 56.0 66.7 82.4 93.3 107.7 127.3	7041 5937 4832 4004 3452 2899 2347 2071 1795 1519	0.8 0.9 1.1 1.4 1.6 1.7 2.0 2.0 2.0 2.0	51 43 35 29 25 21 17 15 13 11	42400 40000 37400 35100 33300 31500 29300 28100 26900 25400	180M4B / 180L4B	412	-	397	-	367	-	212-213
	618	42.9 52.9 60.0 69.2 81.8	4510 3651 3222 2792 2362	0.9 1.0 1.1 1.3 1.3	21 17 15 13 11	25800 24000 23000 22000 20800	200L6C / 200L6D	388	-	375	-	355	-	208-209
		40.0 48.3 56.0 66.7 82.4 93.3 107.7 127.3	4832 4004 3452 2899 2347 2071 1795 1519	0.8 0.8 1.0 1.2 1.4 1.4 1.5 1.5	35 29 25 21 17 15 13 11	26700 25100 23800 22500 21000 20100 19200 18100	180M4B / 180L4B	323	-	310	-	290	-	208-209
	617	66.7 82.4 93.3 107.7 127.3	2899 2347 2071 1795 1519	0.8 0.9 1.0 1.2 1.2	21 17 15 13 11	16800 15600 15000 14300 13500	180M4B / 180L4B	286	-	286	-	257	-	204-205
30.0	627/19	3.7 4.4	65300 55254	0.9 1.0	377 319	192000 192000	200L4C / 200L4D	2717	-	2845	-	2534	-	378-379
	627	10.3	25479	1.7	87	192000	225M6B / 225M6C	-	-	-	-	-	-	236
	626/19	6.1 7.2 8.5 11.6	40011 33776 28580 20958	0.9 0.9 1.0 1.1	231 195 165 121	227000 206000 206000 187000	200L4C / 200L4D	1577	-	1512	-	1409	-	374-375
	626	10.3 15.3	25479 17279	1.5 2.5	87 59	192000 171000	225M6B / 225M6C	-	-	-	-	-	-	234
	625	10.3 15.3 20.9	25479 17279 12593	1.1 1.8 2.3	87 59 43	162000 145000 132000	225M6B / 225M6C	1327	-	1235	-	1170	-	232
	624	10.3 15.3 20.9 31.0	25479 17279 12593 8493	0.9 1.3 1.8 2.3	87 59 43 29	128000 115000 104000 92500	225M6B / 225M6C	973	-	927	-	906	-	230
	623	15.3 20.9 31.0 42.9	17279 12593 8493 6150	1.0 1.4 1.8 2.5	59 43 29 21	103000 93400 83000 75400	225M6B / 225M6C	850	-	821	-	777	-	228

P_1 [kW]		n_2 [Min^{-1}]	M_2 [Nm]	f_B	i_{ges}	F_{R2} [kN]	IE2 / IE3	Kg ~ HC	HX	VC	VX	FC	FX	mm
30.0	622	15.3 20.9 31.0 42.9 60.0 81.8	17279 12593 8493 6150 4393 3222	0.8 1.1 1.5 2.1 2.4 2.7	59 43 29 21 15 11	82500 75100 66800 60600 54700 49900	225M6B / 225M6C	744	-	731	-	731	-	224-225
		23.7 32.6 48.3 66.7 93.3	11108 8096 5460 3954 2824	1.1 1.5 1.9 2.4 3.0	59 43 29 21 15	73100 66500 59100 53600 48400	200L4C / 200L4D	666	-	653	-	653	-	224-225
	621	20.9 31.0 42.9 60.0 81.8	12593 8493 6150 4393 3222	0.9 1.2 1.6 1.9 2.0	43 29 21 15 11	71400 63300 57500 52000 47400	225M6B / 225M6C	658	-	636	-	617	-	220-221
		23.7 32.6 48.3 66.7 93.3 127.3	11108 8096 5460 3954 2824 2071	0.9 1.2 1.6 2.0 2.4 2.4	59 43 29 21 15 11	69400 63100 56100 51000 46100 42000	200L4C / 200L4D	584	-	562	-	543	-	220-221
	620	31.0 42.9 60.0 81.8	8493 6150 4393 3222	0.9 1.2 1.5 1.6	29 21 15 11	49800 45200 40800 37200	225M6B / 225M6C	569	-	557	-	542	-	216-217
		32.6 48.3 66.7 93.3 127.3	8096 5460 3954 2824 2071	0.9 1.3 1.5 1.9 1.9	43 29 21 15 11	49600 44000 40000 36200 32900	200L4C / 200L4D	493	-	481	-	466	-	216-217
	619	36.0 42.9 52.9 60.0 69.2 81.8	7322 6150 4979 4393 3807 3222	0.9 0.9 1.1 1.1 1.1 1.2	25 21 17 15 13 11	38200 36100 33600 32300 30700 29000	225M6B / 225M6C	550	-	535	-	505	-	212-213
		48.3 56.0 66.7 82.4 93.3 107.7 127.3	5460 4707 3954 3201 2824 2448 2071	1.0 1.1 1.2 1.4 1.4 1.4 1.4	29 25 21 17 15 13 11	35100 33300 31500 29300 28100 26900 25400	200L4C / 200L4D	474	-	459	-	429	-	212-213
	618	66.7 82.4 93.3 107.7 127.3	3954 3201 2824 2448 2071	0.9 1.0 1.0 1.1 1.1	21 17 15 13 11	22500 21000 20100 19200 18100	200L4C / 200L4D	388	-	375	-	355	-	208-209
37.0	627/19	4.4	68146	0.8	319	192000	225M4A / 225M4B	2793	-	2921	-	2610	-	378-379
	626/19	8.5 11.6	35248 25849	0.8 0.9	165 121	206000 187000	225M4A / 225M4B	2921	-	1588	-	1485	-	374-375
	622	23.7 32.6 48.3 66.7 93.3 127.3	13700 9985 6734 4876 3483 2554	0.9 1.2 1.6 1.9 2.4 2.6	59 43 29 21 15 11	73100 66500 59100 53600 48400 44100	225M4A / 225M4B	744	-	731	-	731	-	224-225
	621	32.6 48.3 66.7 93.3 127.3	9985 6734 4876 3483 2554	1.0 1.3 1.6 1.9 1.9	43 29 21 15 11	63100 56100 51000 46100 42000	225M4A / 225M4B	658	-	636	-	617	-	220-221
	620	48.3 66.7 93.3 127.3	6734 4876 3483 2554	1.1 1.3 1.6 1.6	29 21 15 11	44000 40000 36200 32900	225M4A / 225M4B	569	-	557	-	542	-	216-217

P_1 [kW]		n_2 [Min^{-1}]	M_2 [Nm]	f_B	i_{ges}	F_{R2} [kN]	IE2 / IE3	Kg ~ HC	HX	VC	VX	FC	FX	mm
37.0	**619**	48.3 56.0 66.7 82.4 93.3 107.7 127.3	6734 5805 4876 3947 3483 3019 2554	0.8 0.9 1.0 1.2 1.2 1.2 1.2	29 25 21 17 15 13 11	35100 33300 31500 29300 28100 26900 25400	**225M4A / 225M4B**	550	-	535	-	505	-	212-213
45.0	**622**	32.6 48.3 66.7 93.3 127.3	12144 8190 5931 4236 3106	1.0 1.3 1.6 2.0 2.1	43 29 21 15 11	66500 59100 53600 48400 44100	**225M4B / 225M4C**	744	-	731	-	731	-	224-225
	621	32.6 48.3 66.7 93.3 127.3	12144 8190 5931 4236 3106	0.8 1.1 1.3 1.6 1.6	43 29 21 15 11	63100 56100 51000 46100 42000	**225M4B / 225M4C**	658	-	636	-	617	-	220-221
	620	48.3 66.7 93.3 127.3	8190 5931 4236 3106	0.9 1.0 1.3 1.3	29 21 15 11	44000 40000 36200 32900	**225M4B / 225M4C**	569	-	557	-	542	-	216-217
	619	66.7 82.4 93.3 107.7 127.3	5931 4801 4236 3671 3106	0.8 1.0 1.0 1.0 1.0	21 17 15 13 11	31500 29300 28100 26900 25400	**225M4B / 225M4C**	550	-	535	-	505	-	212-217
55.0	**622**	32.6 48.3 66.7 93.3 127.3	14842 10010 7248 5177 3797	0.8 1.0 1.3 1.6 1.7	43 29 21 15 11	66500 59100 53600 48400 44100	**250M4A / 250M4B**	932	-	919	-	919	-	224-225
	621	48.3 66.7 93.3 127.3	10010 7248 5177 3797	0.9 1.1 1.3 1.3	29 21 15 11	56100 51000 46100 42000	**250M4A / 250M4B**	838	-	816	-	797	-	220-221
75.0	**622**	66.7 93.3 127.3	9884 7060 5177	0.9 1.2 1.3	21 15 11	53600 48400 44100	**280M4B / 280M4C**	1132	-	1119	-	1119	-	224-225
	621	93.3 127.3	7060 5177	0.9 0.9	15 11	46100 42000	**280M4B / 280M4C**	1038	-	1016	-	997	-	220-221
90.0	**622**	93.3 127.3	8472 6213	1.0 1.1	15 11	48400 44100	**280M4C / 280M4D**	1132	-	1119	-	1119	-	224-225

Ölçü Tabloları

Dimension Tables

Maßtabelles

Dimensione Tabelle

Tables De Dimension

Tablas De Dimensiones









PCD

PCD 607 HXM

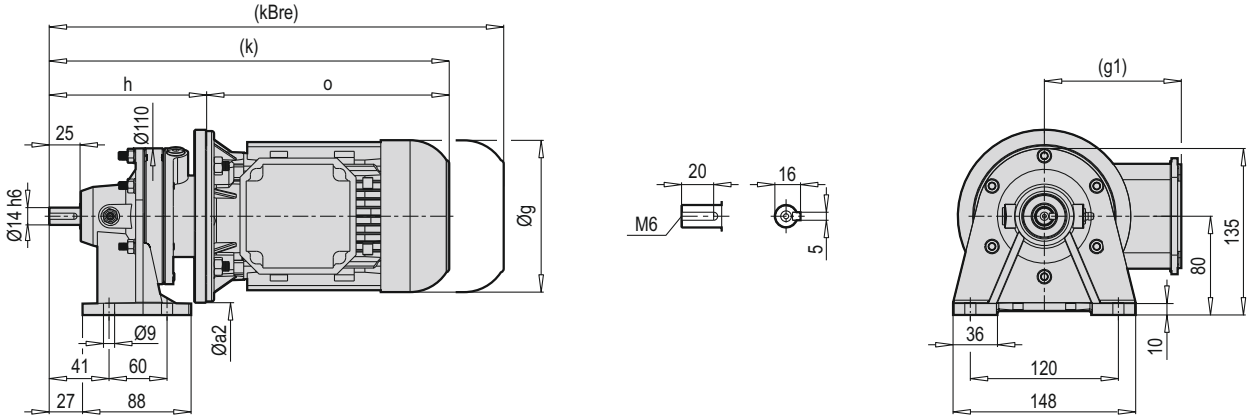

PCD 607 VXM

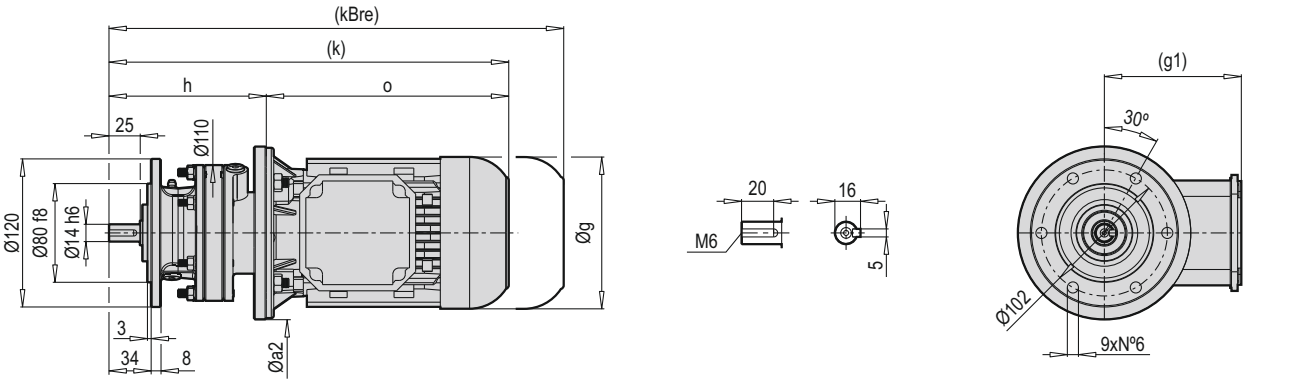

PCD 607 FXM

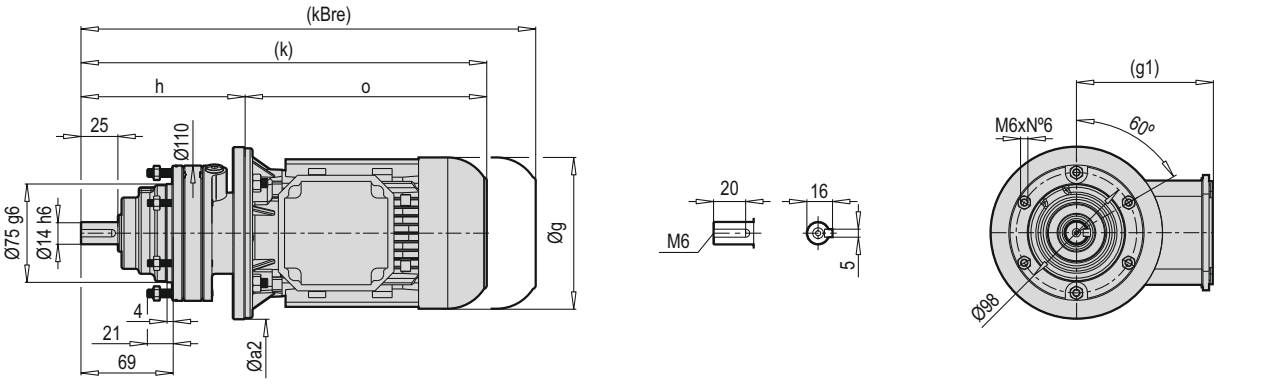

HXM VXM FXM	Øa2		g	g1	h		k		kBre		o	
	B5	B14			B5	B14	B5	B14	B5	B14	B5	B14
63	140	91	123	111	127.5	114	324	310.5	377.5	370	196.5	196.5
71	160	105	138	119	134	118	357	341	417	403.5	223	223

PCD 607 HCM

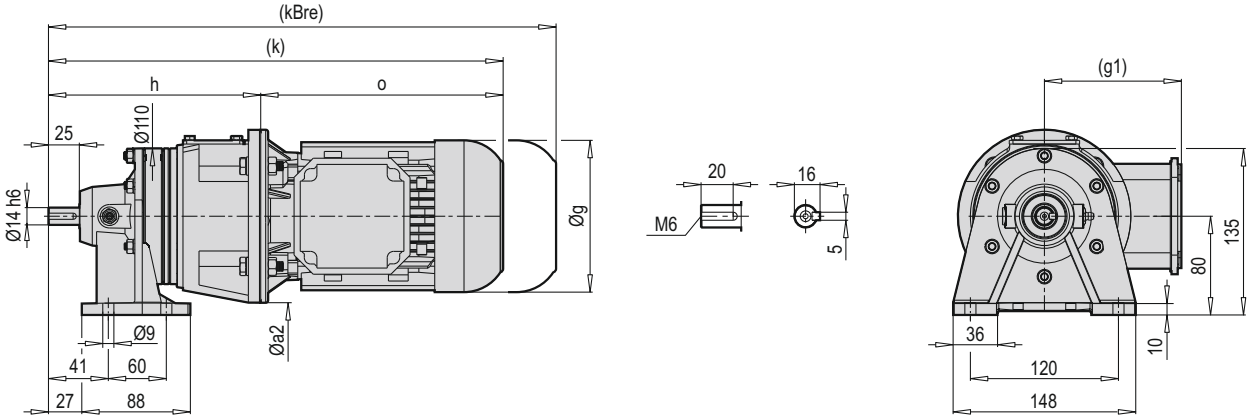

PCD 607 VCM

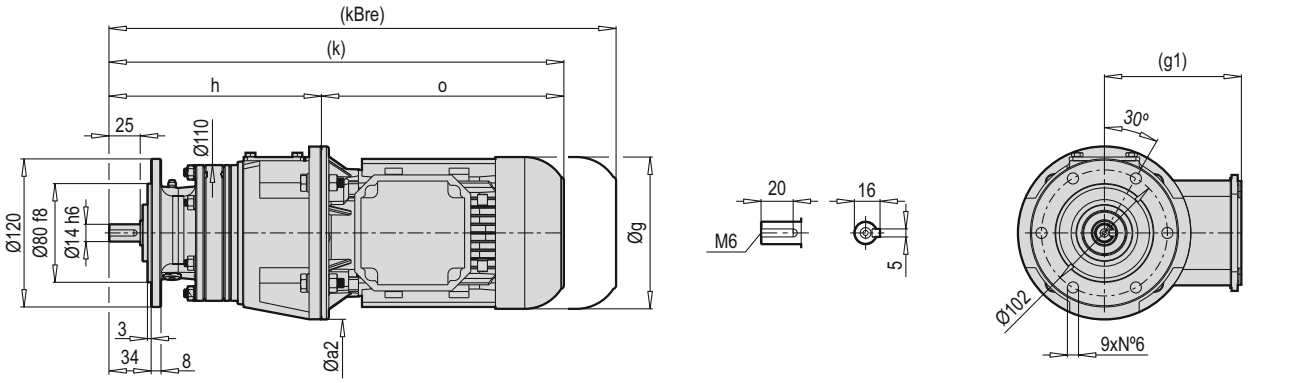

PCD 607 FCM

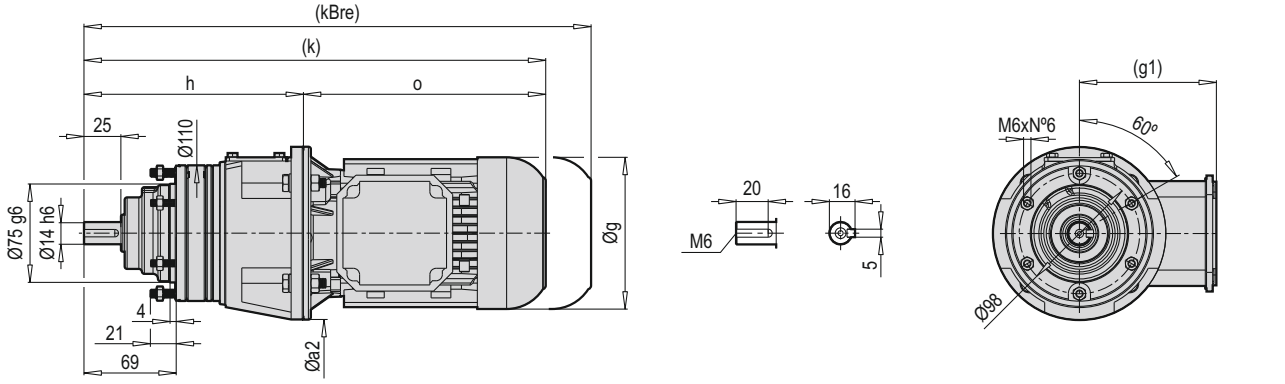

HCM VCM FCM	Øa2	g	g1	h	k	kBre	o
63	140	123	111	172	368.5	422	196.5
71	160	138	119	181	404	464	223

PCD 607 HX

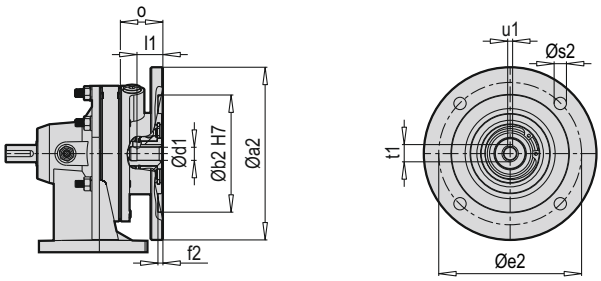

PCD 607 VX

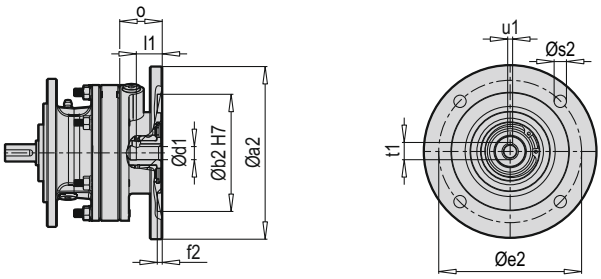

PCD 607 FX

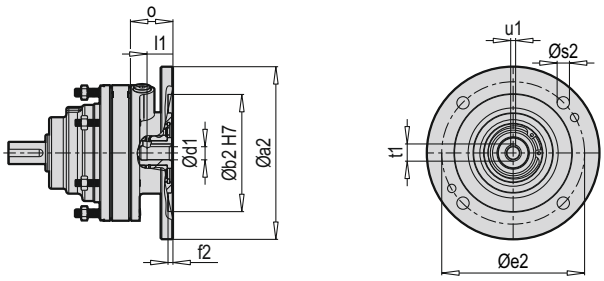

Tip / Type / Typ / Tipo / Type / Tipo	X B5	Øa2	Øb2	Øe2	f2	Øs2	Ød1	l1	t1	u1	o
PCD 607	63	140	95	115	4	10	11	21	12.8	4	34.5
	71	160	110	130	4	9	14	25	16.3	5	41

~ Kg			
PCD 607 X B5	H	V	F
63	4.5	5.5	5
71	4.5	5.5	5

Tip / Type / Typ / Tipo / Type / Tipo	X B14	Øa2	Øb2	Øe2	f2	Øs2	Ød1	l1	t1	u1	o
PCD 607	63	91	60	75	4	5.5	11	21	12.8	4	37
	71	105	70	85	4	6.6	14	25	16.3	5	41

~ Kg			
PCD 607 X B14	H	V	F
63	4	5	4.5
71	4	5	4.5

PCD 607 HC

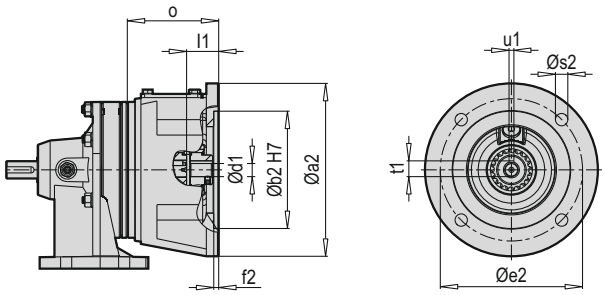

PCD 607 HW

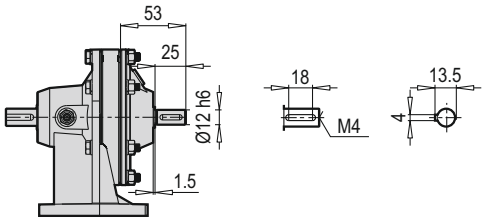

PCD 607 VC

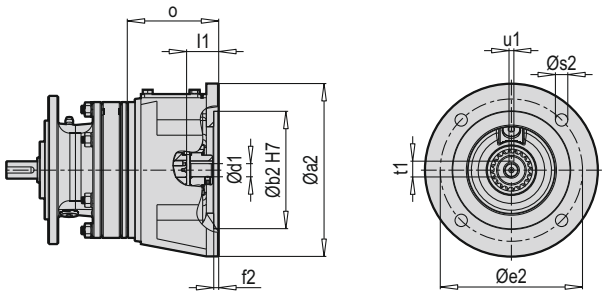

PCD 607 VW

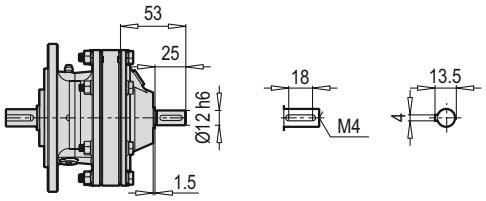

PCD 607 FC

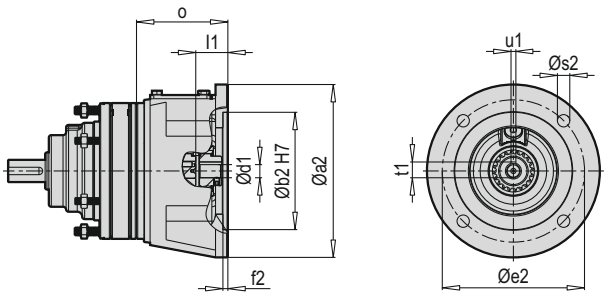

PCD 607 FW

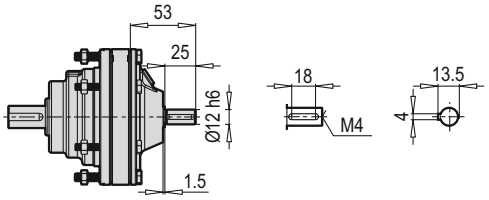

~ Kg			
PCD 607 W	H	V	F
	2.5	3.5	3

Tip / Type / Typ / Tipo / Type / Tipo	C B5	Øa2	Øb2	Øe2	f2	Øs2	Ød1	l1	t1	u1	o
PCD 607	63	140	95	115	4	10	12	23	12.8	4	74
	71	159.5	110	130	4	10	14	32	16.3	5	83

~ Kg			
PCD 607 C B5	H	V	F
63	5	6	5.5
71	5.5	6.5	6

PCD 608 HXM

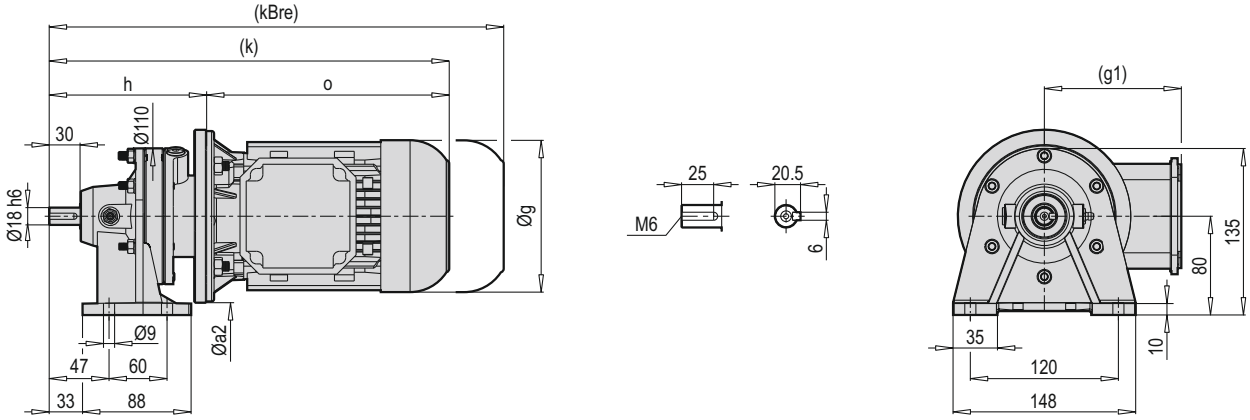

PCD 608 VXM

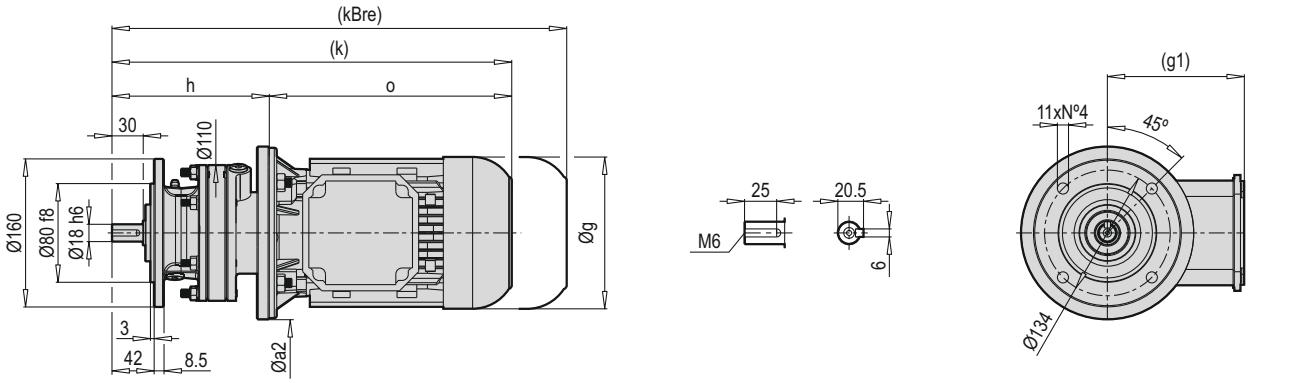

PCD 608 FXM

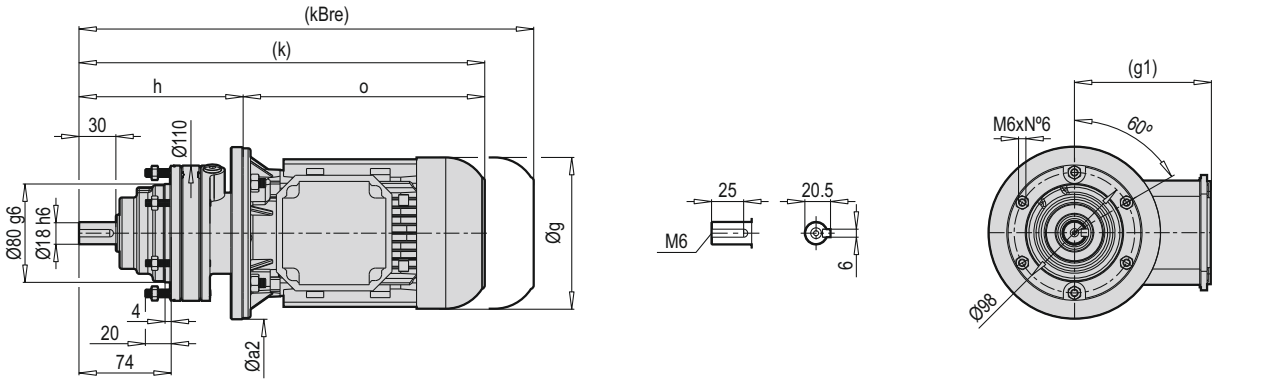

HXM VXM FXM	Øa2		g	g1	h		k		kBre		o	
	B5	B14			B5	B14	B5	B14	B5	B14	B5	B14
63	140	91	123	111	133.5	134	330	330.5	383.5	390	196.5	196.5
71	160	105	138	119	140	140	363	363	423	425.5	223	223

PCD 608 HCM

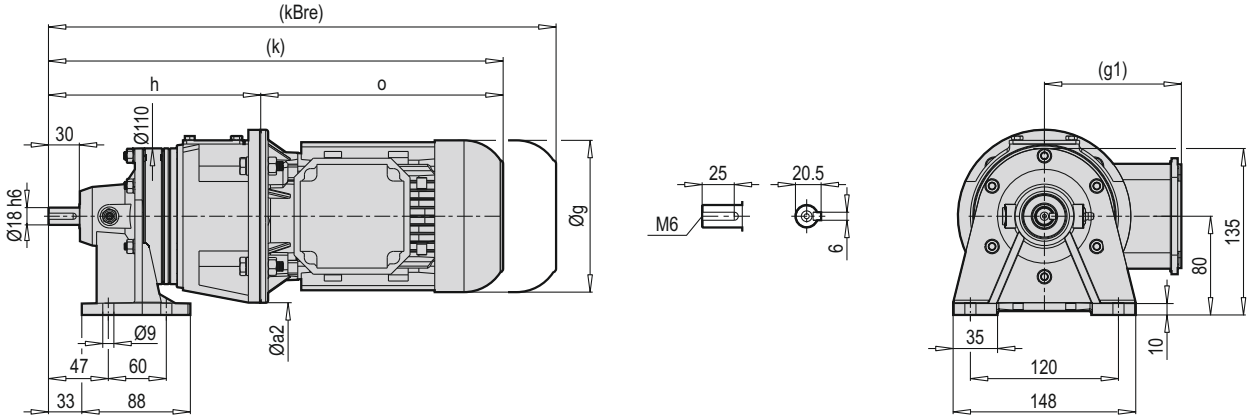

PCD 608 VCM

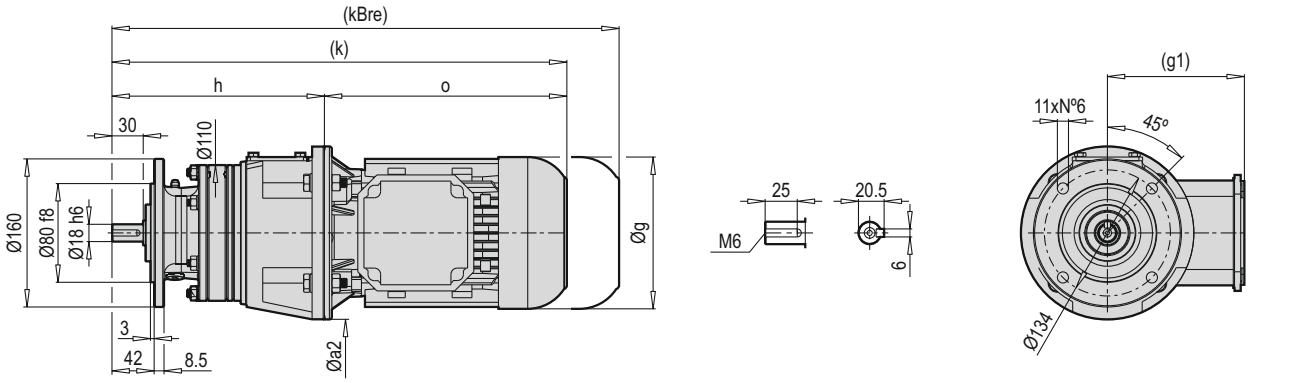

PCD 608 FCM

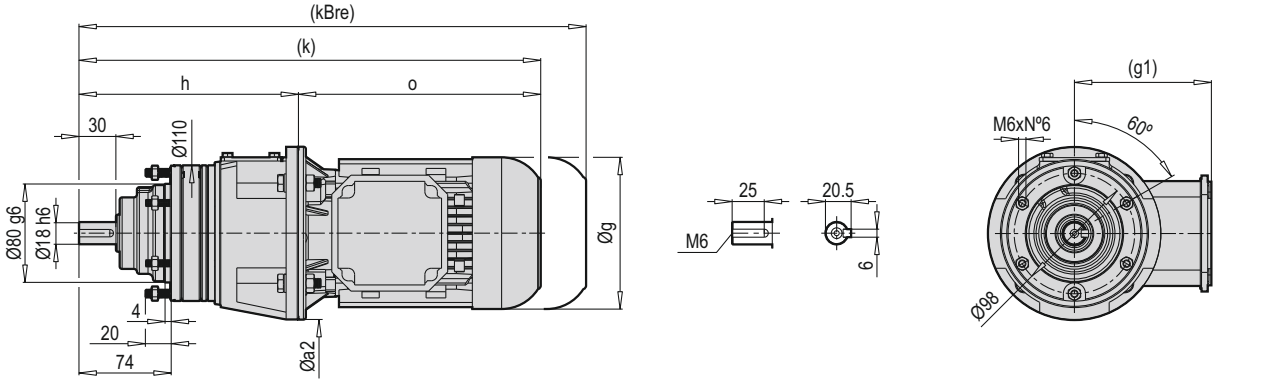

HCM VCM FCM	Øa2	g	g1	h	k	kBre	o
63	140	123	111	178	374	428	196.5
71	160	138	119	187	410	470	223

PCD 608 HX

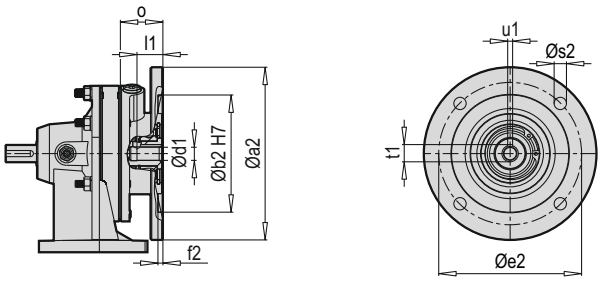

PCD 608 VX

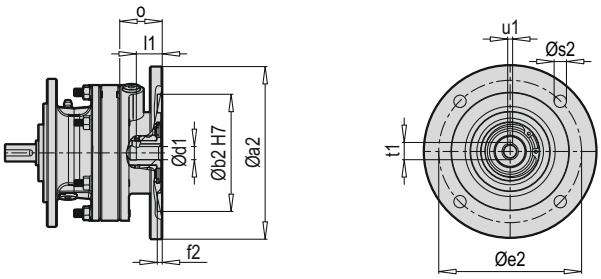

PCD 608 FX

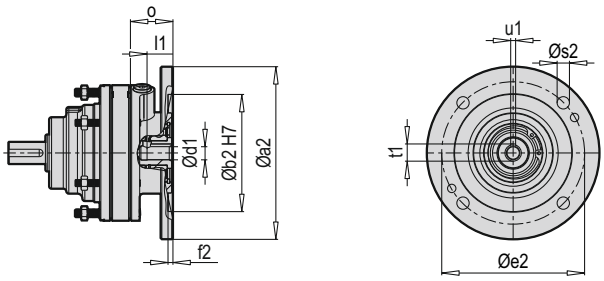

Tip / Type / Typ / Tipo / Type / Tipo	X B5	Øa2	Øb2	Øe2	f2	Øs2	Ød1	l1	t1	u1	o
PCD 608	63	140	95	115	4	10	11	21	12.8	4	34.5
	71	160	110	130	4	9	14	25	16.3	5	41

~ Kg			
PCD 608 X B5	H	V	F
63	4.5	6.5	5
71	4.5	6.5	5

Tip / Type / Typ / Tipo / Type / Tipo	X B14	Øa2	Øb2	Øe2	f2	Øs2	Ød1	l1	t1	u1	o
PCD 608	63	91	60	75	4	5.5	11	23.5	12.8	4	37
	71	105	70	85	4	6.6	14	25	16.3	5	41

~ Kg			
PCD 608 X B14	H	V	F
63	4	6	4.5
71	4	6	4.5

PCD 608 HC

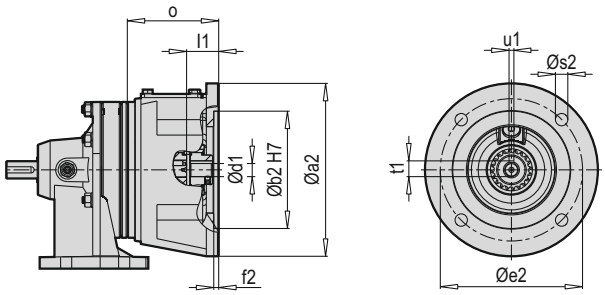

PCD 608 HW

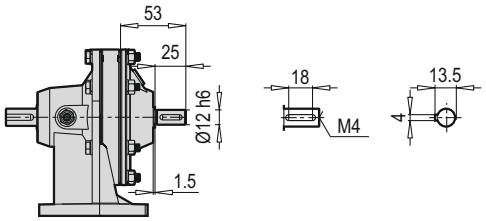

PCD 608 VC

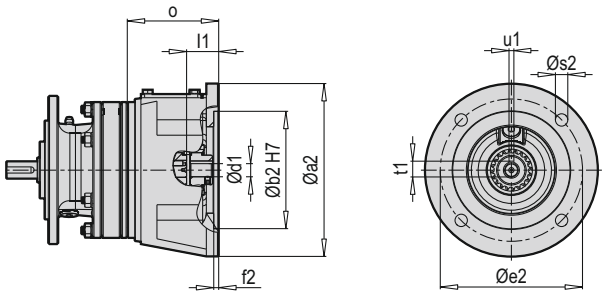

PCD 608 VW

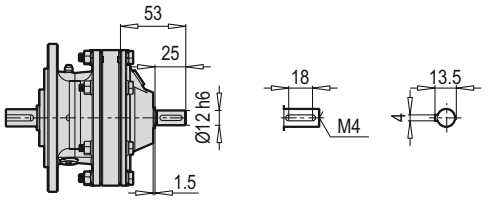

PCD 608 FC

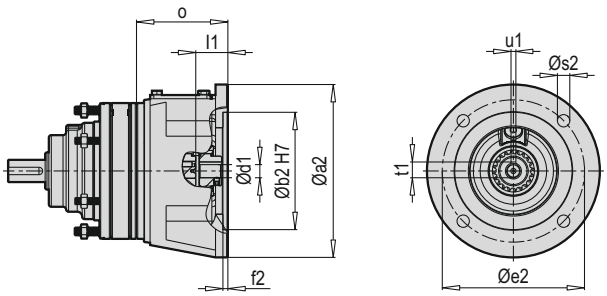

PCD 608 FW

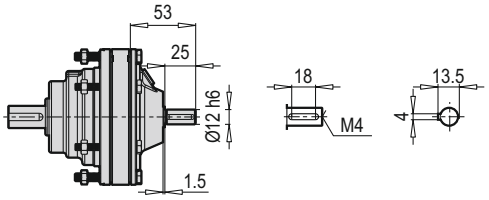

~ Kg			
PCD 608 W	H	V	F
	2.5	4.5	3

Tip / Type / Typ / Tipo / Type / Tipo	C B5	Øa2	Øb2	Øe2	f2	Øs2	Ød1	l1	t1	u1	o
PCD 608	63	140	95	115	4	10	11	22.5	12.8	4	74
	71	160	110	130	4	10	14	32	16.3	5	83

~ Kg			
PCD 608 C B5	H	V	F
63	5	7	5.5
71	5.5	7.5	6

PCD 609 HXM

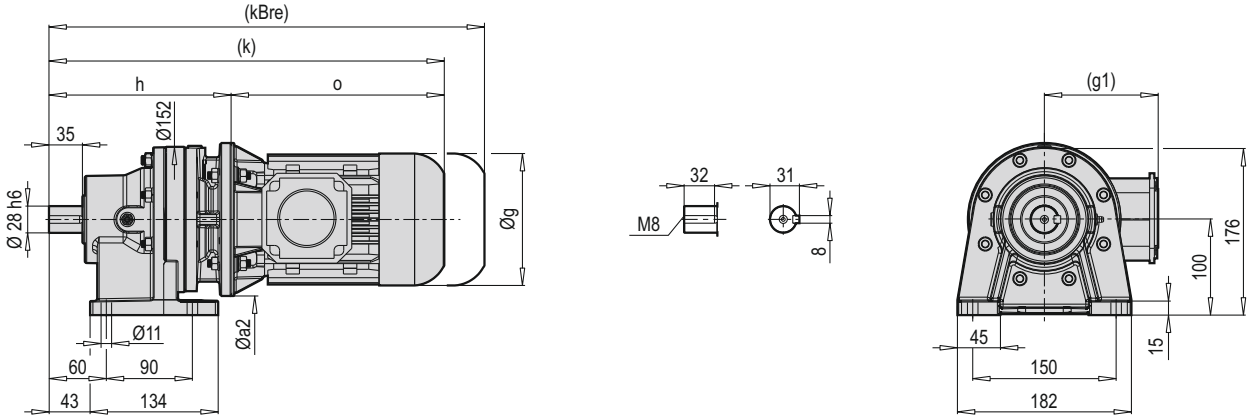

PCD 609 VXM

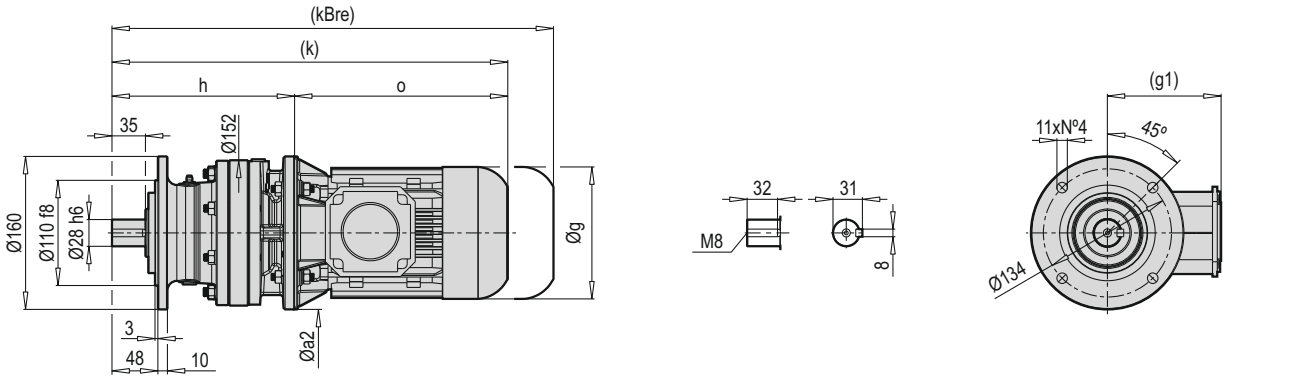

PCD 609 FXM

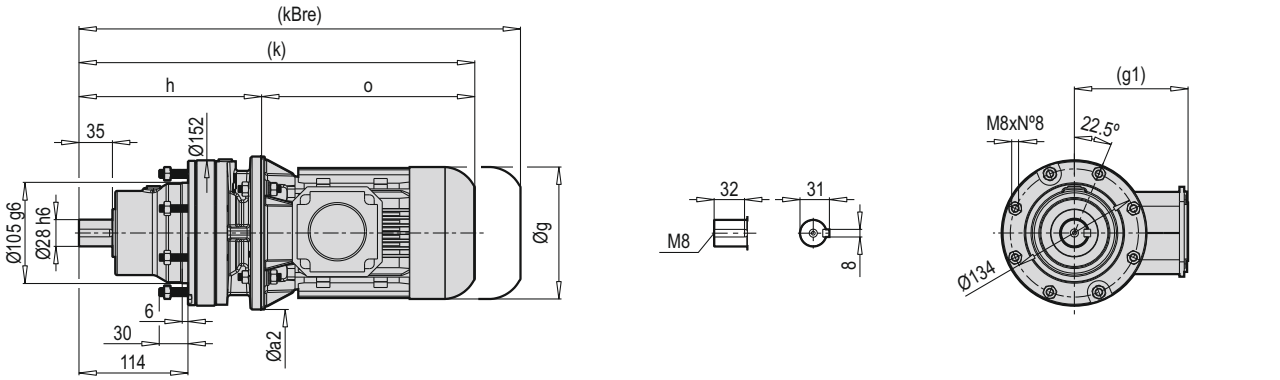

HXM VXM FXM	Øa2		g	g1	h		k		kBre		o	
	B5	B14			B5	B14	B5	B14	B5	B14	B5	B14
63	140	91	123	111	142.5	183.5	339	380	392.5	439.5	196.5	196.5
71	160	105	138	119	190.5	190.5	413.5	413.5	473.5	476	223	223
80	200	120	165	134.5	204.5	204.5	433.5	433.5	517	503	229	229
90	200	140	179	129	215.5	215.5	508.5	508.5	577	576	293	293

PCD 609 HCM

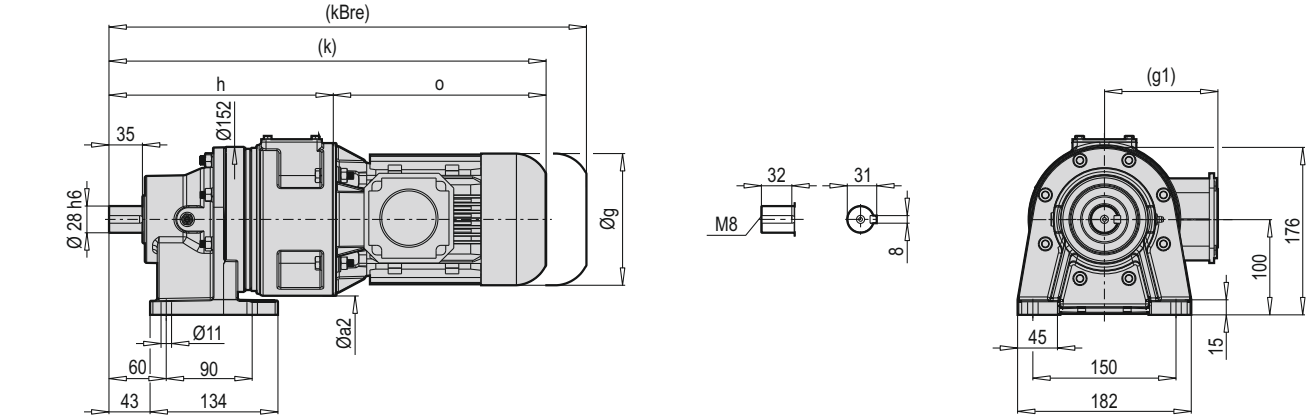

PCD 609 VCM

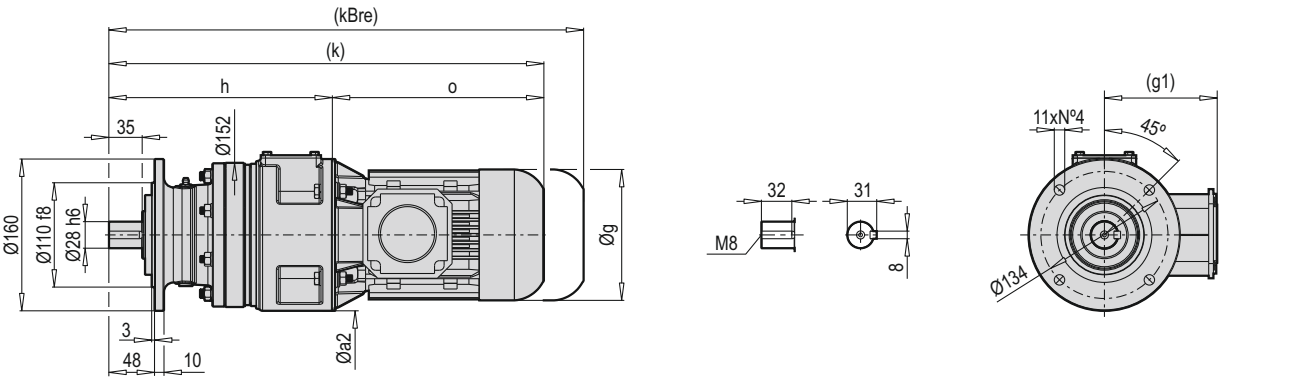

PCD 609 FCM

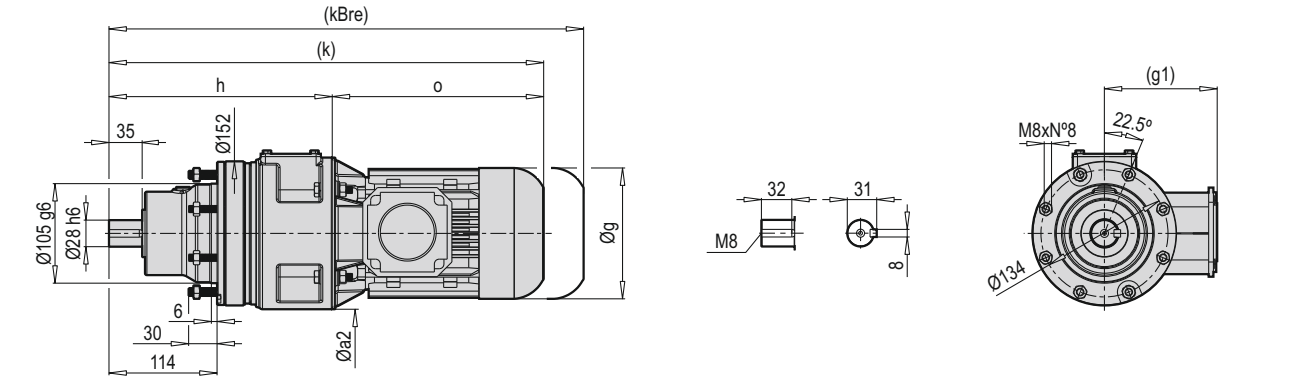

HCM VCM FCM	Øa2	g	g1	h	k	kBre	o
63	140	123	111	230.5	427	480.5	196.5
71	160	138	119	235	458	518	223
80	200	165	134.5	245.5	474.5	558	229
90	200	179	129	255.5	548.5	617	293

PCD 609 HX

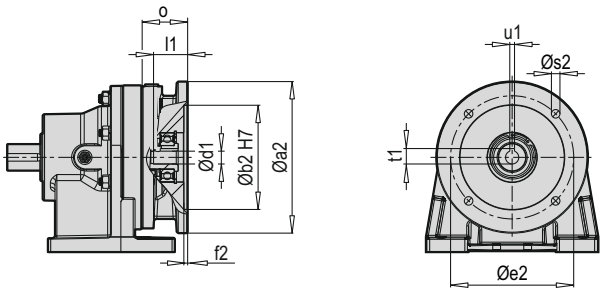

PCD 609 VX

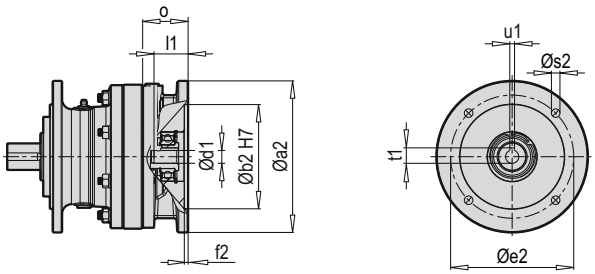

PCD 609 FX

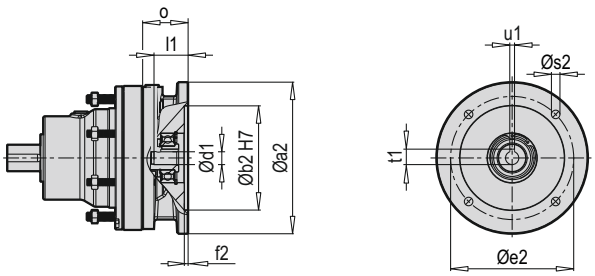

Tip / Type / Typ / Tipo / Type / Tipo	X B5	Øa2	Øb2	Øe2	f2	Øs2	Ød1	l1	t1	u1	o
PCD 609	63	140	95	115	3.5	9	11	20.5	12.8	4	41
	71	160	110	130	4	9	14	25	16.3	5	48
	80	200	130	165	4	11	19	34	21.8	6	62
	90	200	130	165	4	11	24	36	27.3	8	73

~ Kg			
PCD 609 X B5	H	V	F
63	12.5	10.5	9.5
71	12.5	10.5	9.5
80	14	12	11
90	14	12	11

Tip / Type / Typ / Tipo / Type / Tipo	X B14	Øa2	Øb2	Øe2	f2	Øs2	Ød1	l1	t1	u1	o
PCD 609	63	91	60	75	3.5	5.5	11	20.5	12.8	4	41
	71	105	70	85	3	6.6	14	25	16.3	5	48
	80	120	80	100	4	6.6	19	34	21.8	6	62
	90	140	95	115	4	9	24	36	27.3	8	73

~ Kg			
PCD 609 X B14	H	V	F
63	12	10	9
71	12	10	9
80	13	11	10
90	13	11	10

PCD 609 HC

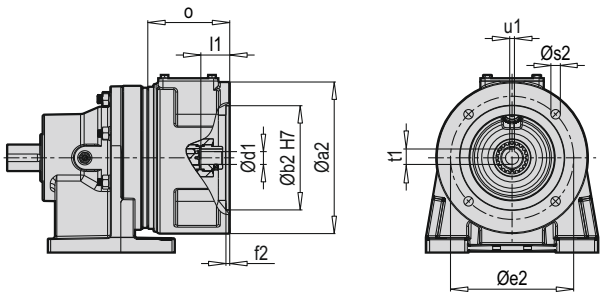

PCD 609 HW

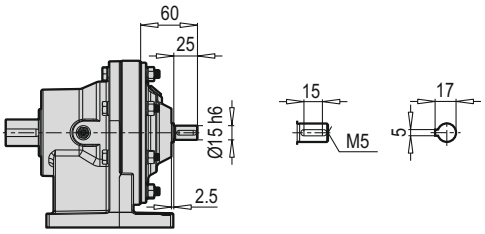

PCD 609 VC

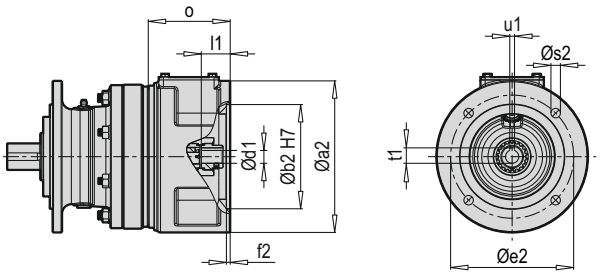

PCD 609 VW

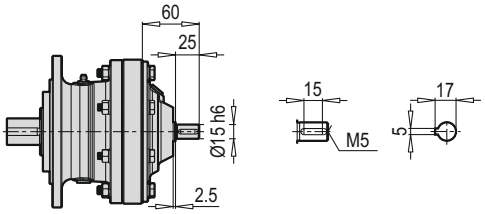

PCD 609 FC

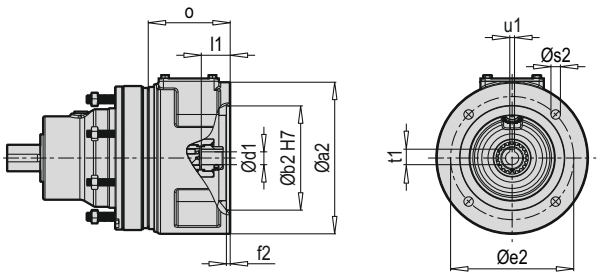

PCD 609 FW

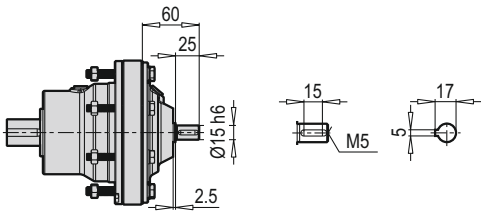

~ Kg			
PCD 609 W	H	V	F
609	12	10	9

Tip / Type / Typ / Tipo / Type / Tipo	C B5	Øa2	Øb2	Øe2	f2	Øs2	Ød1	l1	t1	u1	o
PCD 609	63	140	95	115	4	10	11	23.5	12.8	4	82
	71	160	110	130	4	10	14	30.5	16.3	5	86.5
	80	200	130	165	5	11	19	40	21.8	6	97
	90	200	130	165	5	11	24	50	27.3	8	107

~ Kg			
PCD 609 C B5	H	V	F
63	15.5	13.5	12.5
71	16	14	13
80	17.5	15.5	14.5
90	17.5	15.5	14.5

PCD 610 HXM

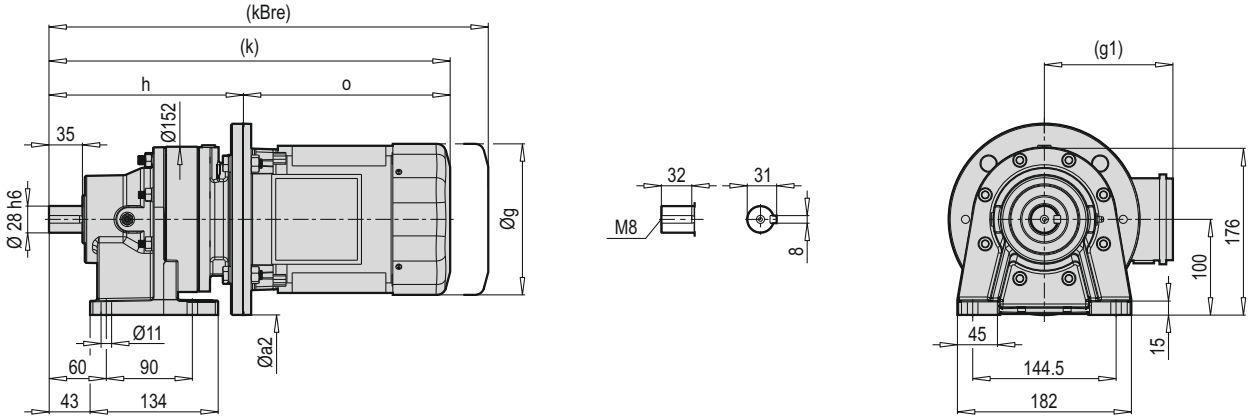

PCD 610 VXM

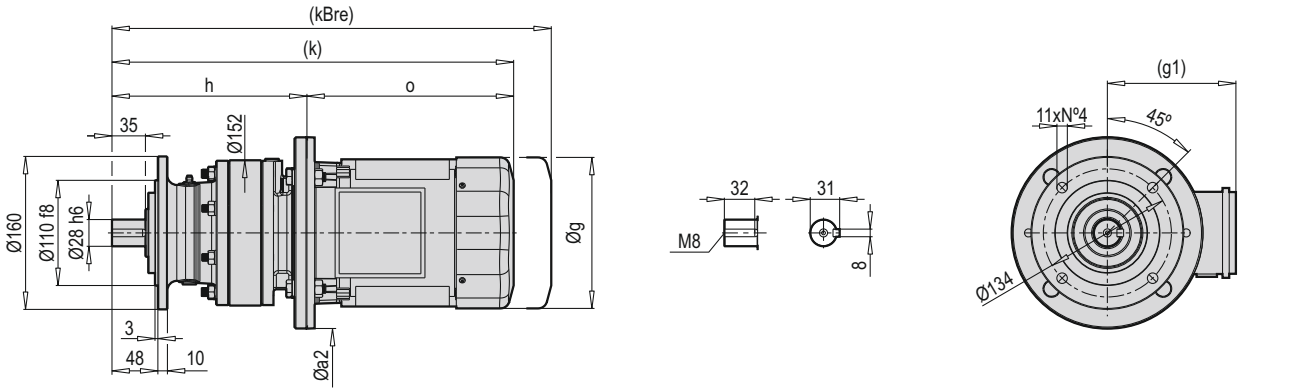

PCD 610 FXM

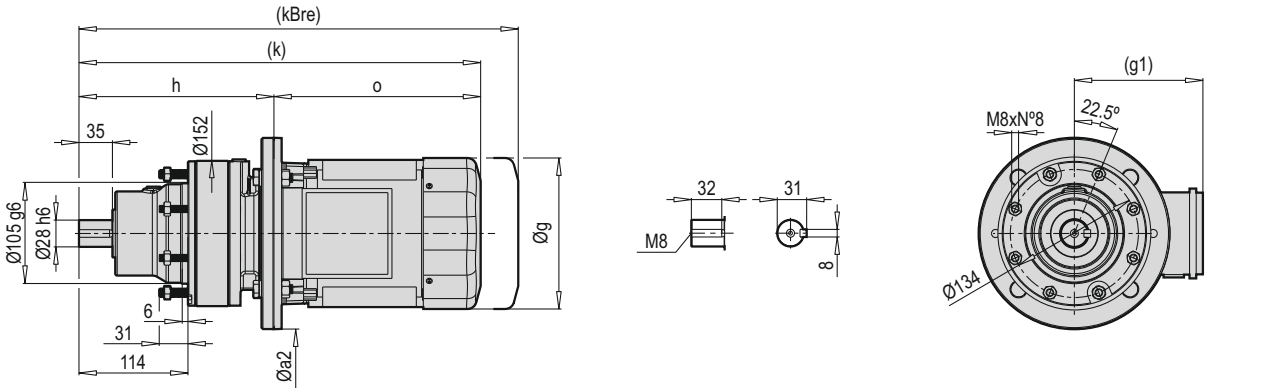

HXM VXM FXM	Øa2		g	g1	h		k		kBre		o	
	B5	B14			B5	B14	B5	B14	B5	B14	B5	B14
63	140	91	123	111	189.5	189.5	386	386	439.5	445.5	196.5	196.5
71	160	105	138	119	202	202	425	425	485	487.5	223	223
80	200	120	165	134.5	204	204	433	433	516.5	516.5	229	229
90	200	140	179	129	222	222	515	515	583.5	582.5	293	293
100	250	160	199	154.5	234	234	574	574	657	657	340	340

PCD 610 HCM

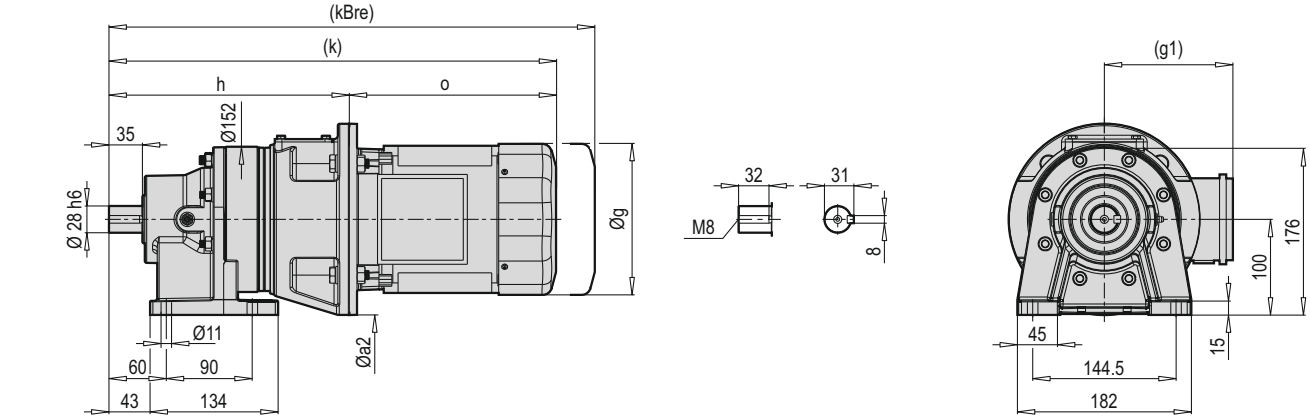

PCD 610 VCM

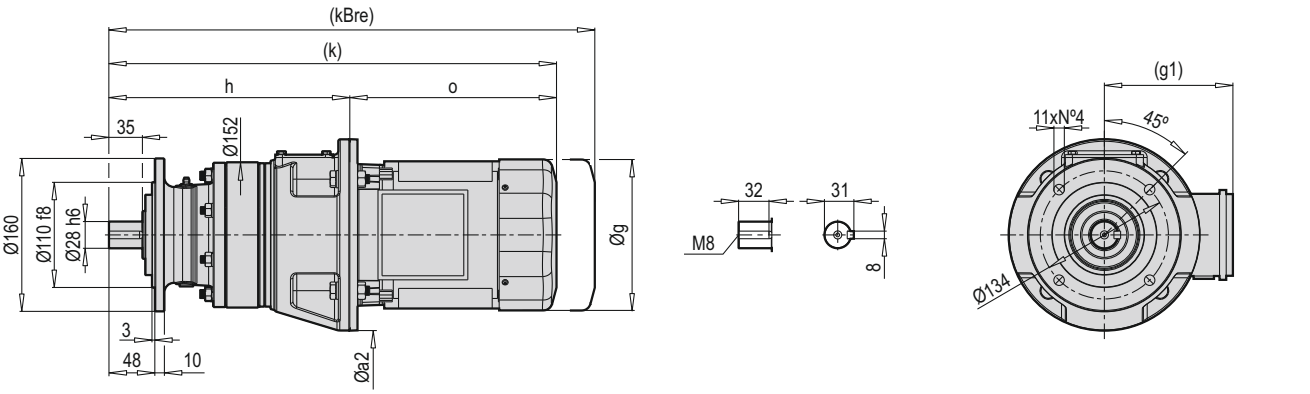

PCD 610 FCM

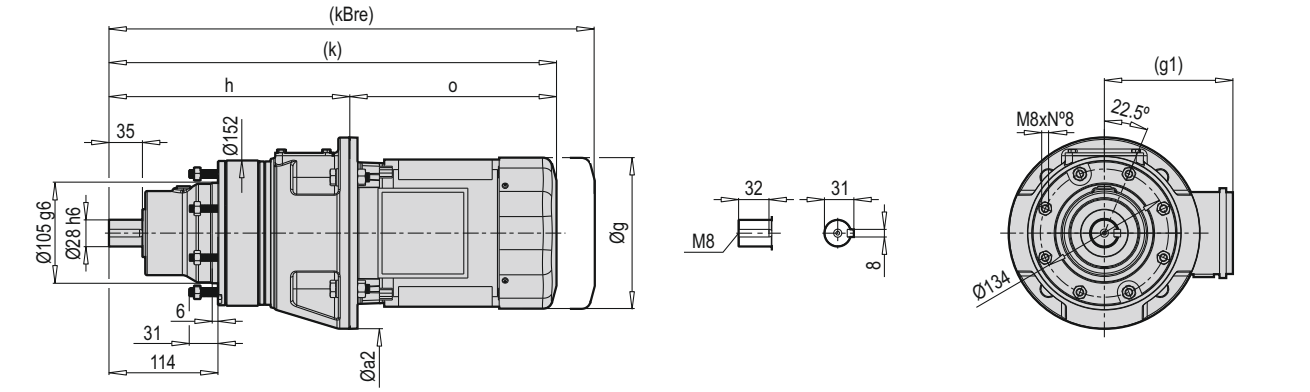

HCM VCM FCM	Øa2	g	g1	h	k	kBre	o
63	140	123	111	236.5	433	486.5	196.5
71	160	138	119	241.5	464.5	524.5	223
80	200	165	134.5	251.5	480.5	564	229
90	200	179	129	261.5	554.5	623	293
100	250	199	154.5	278	618	701	340

PCD 610 HX

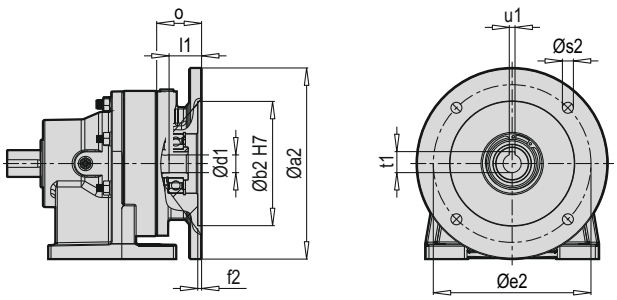

PCD 610 VX

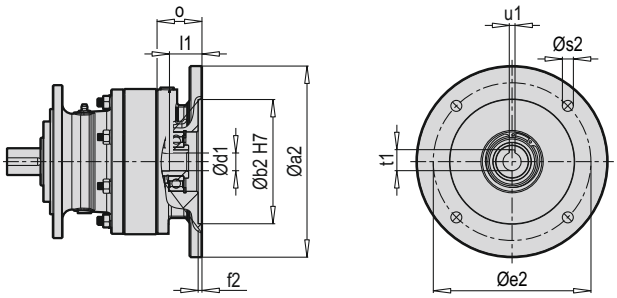

PCD 610 FX

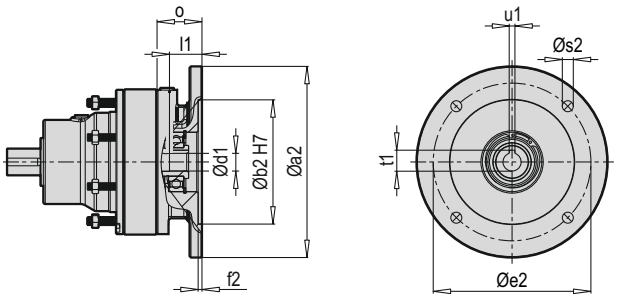

Tip / Type / Typ / Tipo / Type / Tipo	X B5	Øa2	Øb2	Øe2	f2	Øs2	Ød1	l1	t1	u1	o
PCD 610	63	140	95	115	4	M8	11	19.5	12.8	4	32.5
	71	160	110	130	4	M8	14	30	16.3	5	45
	80	200	130	165	4	11	19	34	21.8	6	47
	90	200	130	165	4	11	24	37	27.3	8	65
	100	250	180	215	4.5	14	28	46	31.3	8	77

~ Kg			
PCD 610 X B5	H	V	F
63	14.5	12.5	11.5
71	14.5	12.5	11.5
80	16	14	13
90	16	14	13
100	17	15	14

Tip / Type / Typ / Tipo / Type / Tipo	X B14	Øa2	Øb2	Øe2	f2	Øs2	Ød1	l1	t1	u1	o
PCD 610	63	91	60	75	4	6	11	19.5	12.8	4	32.5
	71	105	70	85	4	6.6	14	30	16.3	5	45
	80	120	80	100	4	6.6	19	34	21.8	6	47
	90	140	95	115	4	9	24	37	27.3	8	65
	100	160	110	130	4.5	9	28	46	31.3	8	77

~ Kg			
PCD 610 X B14	H	V	F
63	14	12	11
71	14	12	11
80	15	13	12
90	15	13	12
100	16	14	13

PCD 610 HC

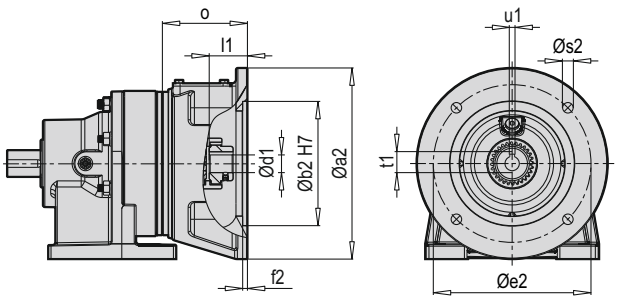

PCD 610 HW

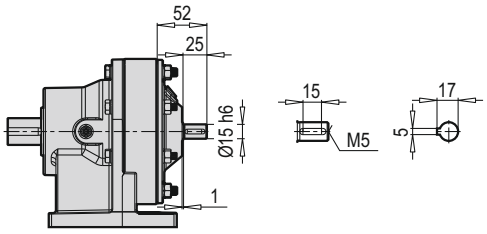

PCD 610 VC

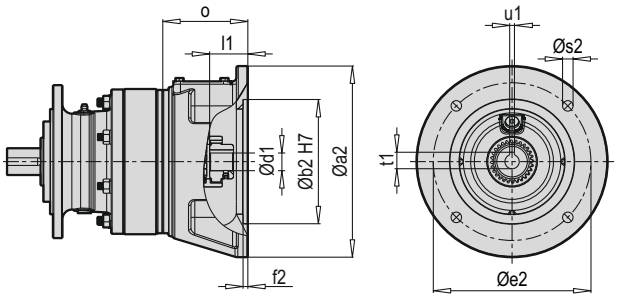

PCD 610 VW

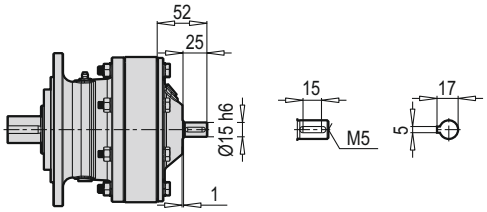

PCD 610 FC

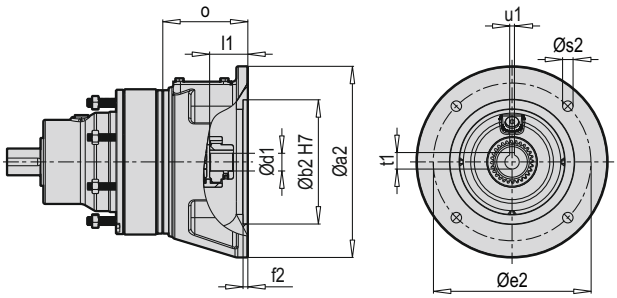

PCD 610 FW

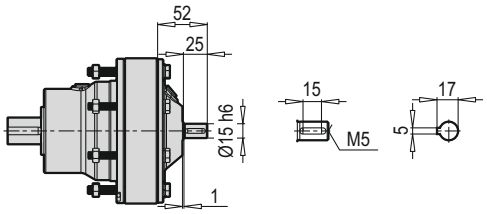

~ Kg			
PCD 610 W	H	V	F
610	13	11	10

Tip / Type / Typ / Tipo / Type / Tipo	C B5	Øa2	Øb2	Øe2	f2	Øs2	Ød1	l1	t1	u1	o
PCD 610	63	140	95	115	4	10	11	24	12.8	4	74
	71	160	110	130	4	10	14	31	16.3	5	79
	80	200	130	165	5	11	19	40	21.8	6	89
	90	200	130	165	5	11	24	50	27.3	8	99
	100	250	180	215	6	14	28	61.5	31.3	8	115.5

~ Kg			
PCD 610 C B5	H	V	F
63	16.5	14.5	13.5
71	17	15	14
80	18.5	16.5	15.5
90	18.5	16.5	15.5
100	21	19	18

PCD 611 HXM

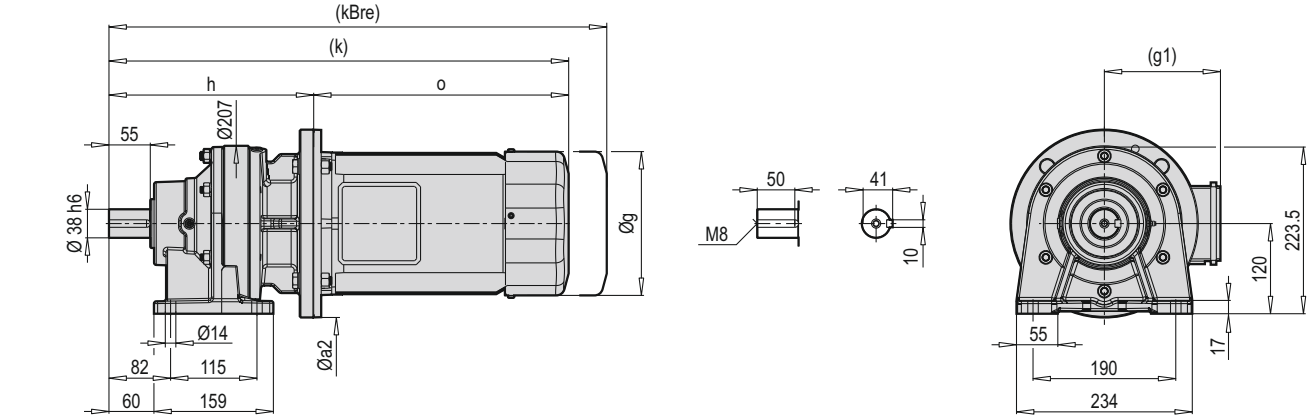

PCD 611 VXM

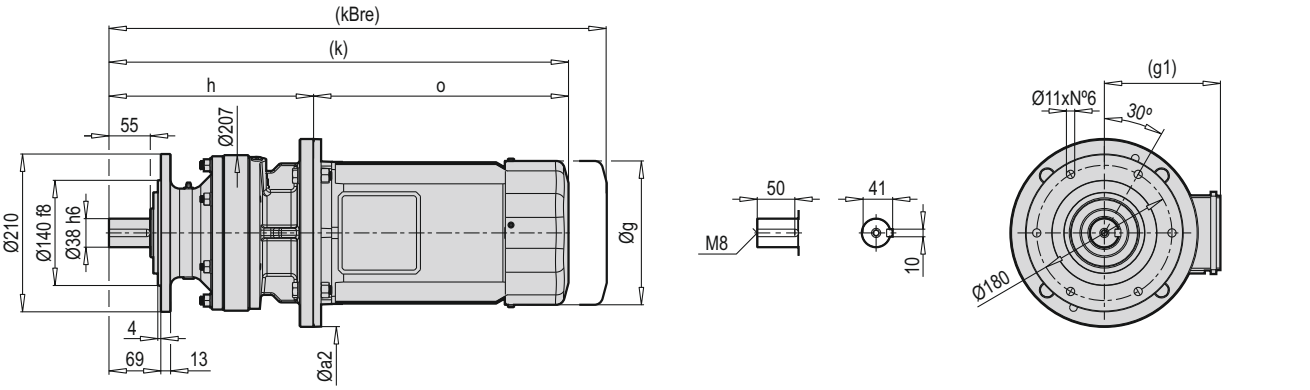

PCD 611 FXM

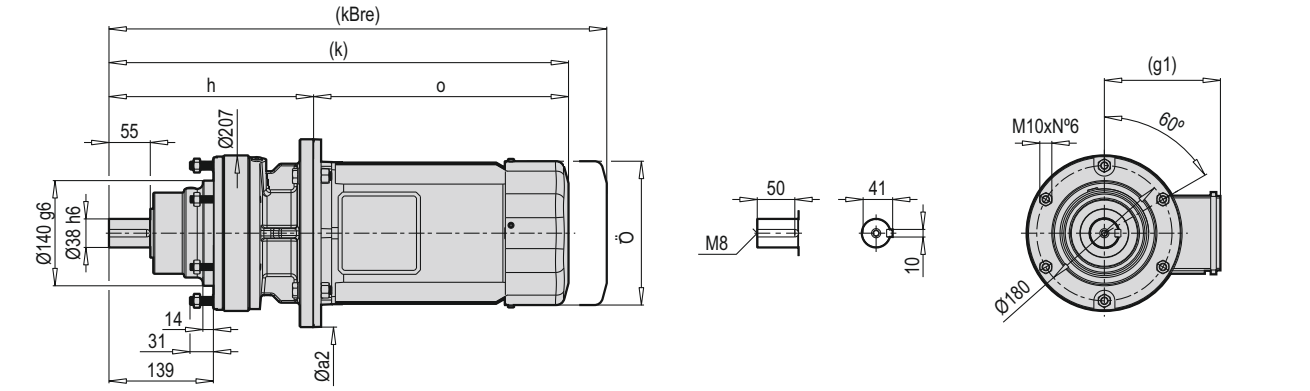

HXM VXM FXM	Øa2		g	g1	h		k		kBre		o	
	B5	B14			B5	B14	B5	B14	B5	B14	B5	B14
71	160	105	138	119	242	242	465	465	525	527.5	223	223
80	200	120	165	134.5	246	246	475	475	558.5	558.5	229	229
90	200	140	179	129	256	256	549	549	617.5	616.5	293	293
100	250	160	199	154.5	272.5	272.5	612.5	612.5	695.5	695.5	340	340
112	250	160	219	158.5	272.5	272.5	608.5	608.5	695.5	709	336	336

PCD 611 HCM

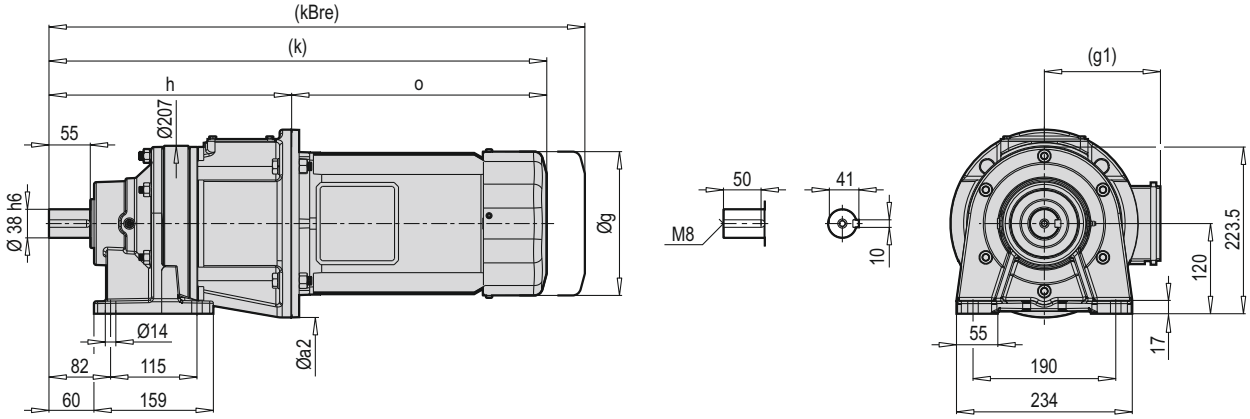

PCD 611 VCM

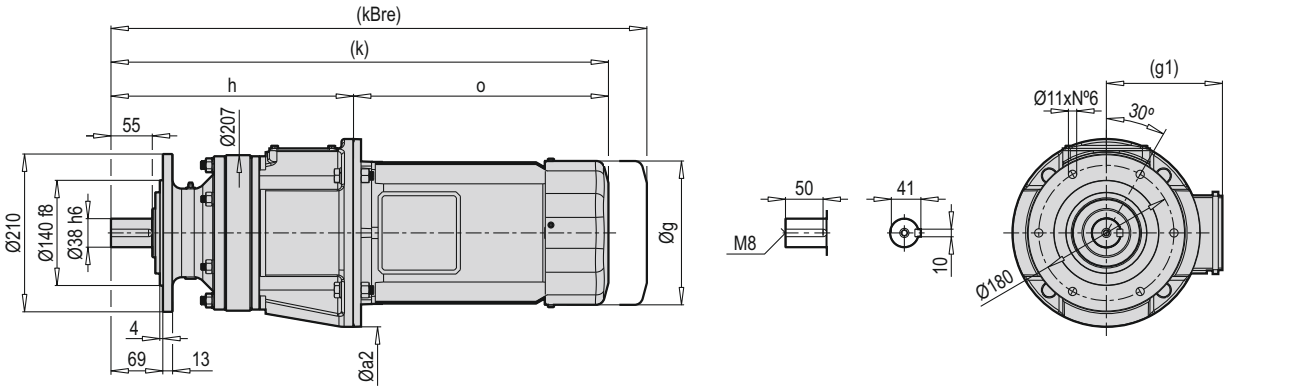

PCD 611 FCM

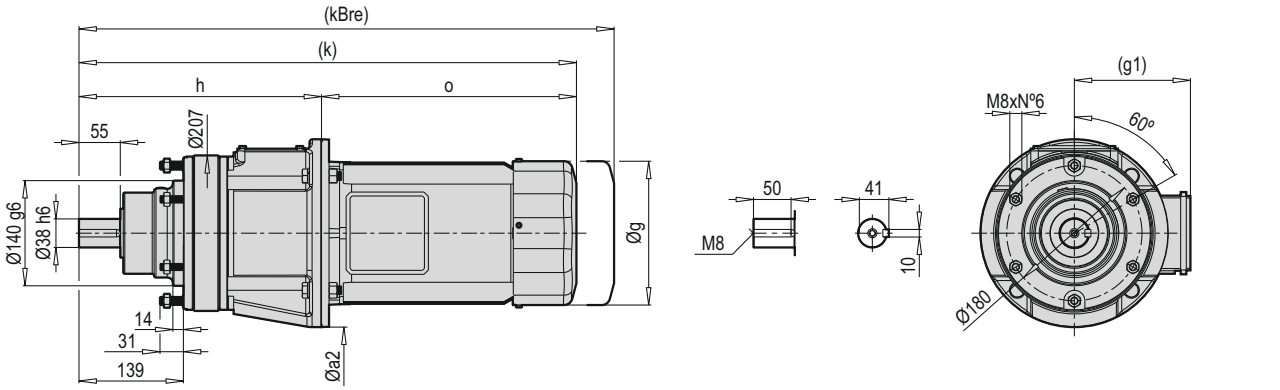

HCM VCM FCM	Øa2	g	g1	h	k	kBre	o
71	160	138	119	293	516	576	223
80	200	165	134.5	313	542	625.5	229
90	200	179	129	313	606	674.5	293
100	250	199	154.5	323	663	746	340
112	250	219	158.5	323	659	746	336

PCD 611 HX

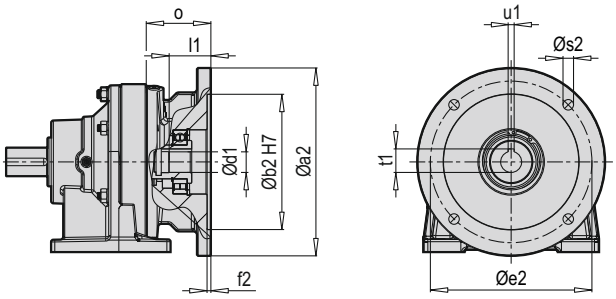

PCD 611 VX

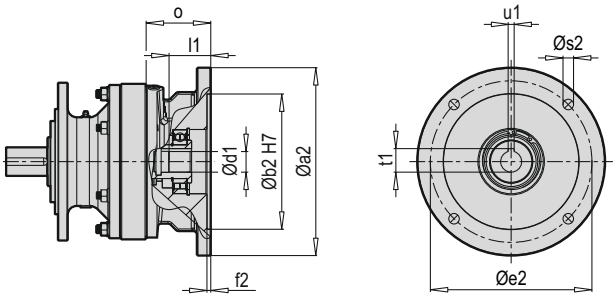

PCD 611 FX

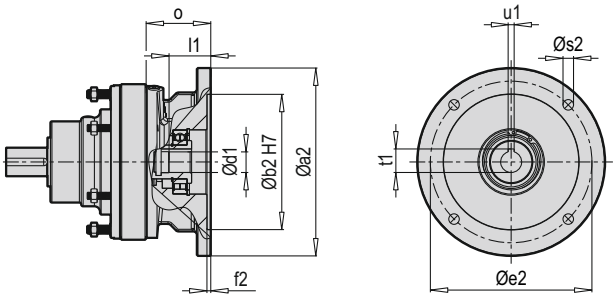

Tip / Type / Typ / Tipo / Type / Tipo	X B5	Øa2	Øb2	Øe2	f2	Øs2	Ød1	l1	t1	u1	o
PCD 611	71	160	110	130	4	M8	14	30	16.3	5	55
	80	200	130	165	4	11.5	19	34	21.8	6	59
	90	200	130	165	4	11.5	24	46	27.3	8	69
	100	250	180	215	5	14	28	55.5	31.3	8	85.5
	112	250	180	215	5	14	28	55.5	31.3	8	85.5

~ Kg			
PCD 611 X B5	H	V	F
71	25	24	21
80	27.5	26.5	23.5
90	27.5	26.5	23.5
100	30	29	26
112	30	29	26

Tip / Type / Typ / Tipo / Type / Tipo	X B14	Øa2	Øb2	Øe2	f2	Øs2	Ød1	l1	t1	u1	o
PCD 611	71	105	70	85	4	6.6	14	30	16.3	5	55
	80	120	80	100	4	6.6	19	34	21.8	6	59
	90	140	95	115	4	9	24	46	27.3	8	69
	100	160	110	130	5	9	28	55.5	31.3	8	85.5
	112	160	110	130	5	9	28	55.5	31.3	8	85.5

~ Kg			
PCD 611 X B14	H	V	F
71	24.5	23.5	20.5
80	26.5	25.5	22.5
90	26.5	25.5	22.5
100	29	28	25
112	29	28	25

PCD 611 HC

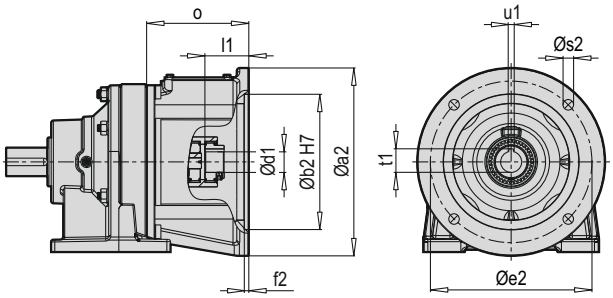

PCD 611 HW

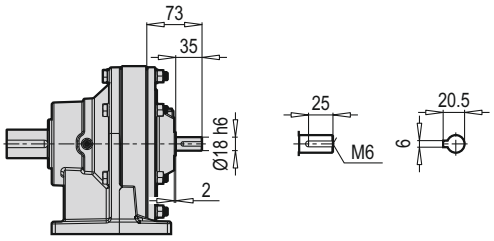

PCD 611 VC

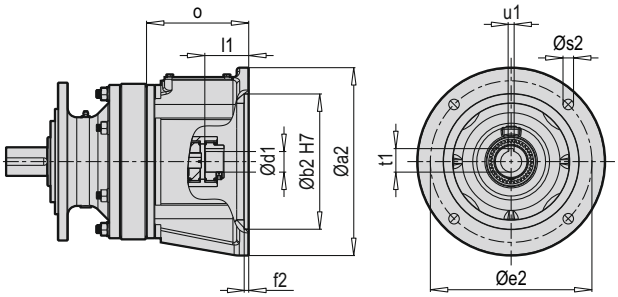

PCD 611 VW

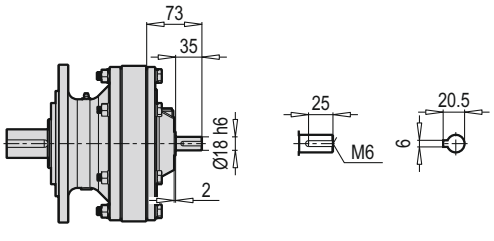

PCD 611 FC

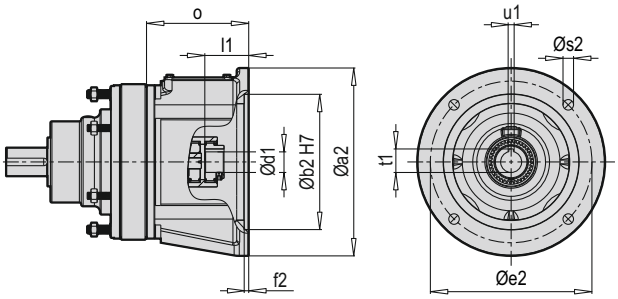

PCD 611 FW

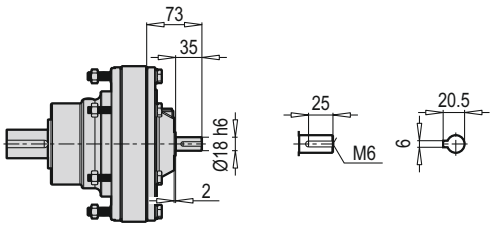

~ Kg			
PCD 611 W	H	V	F
	24	23	20

Tip / Type / Typ / Tipo / Type / Tipo	C B5	Øa2	Øb2	Øe2	f2	Øs2	Ød1	l1	t1	u1	o
PCD 611	71	159.5	110	130	4	10	14	30	16.3	5	95
	80	200	130	165	5	11	19	45	21.8	6	115
	90	200	130	165	5	11	24	50	27.3	8	115
	100	250	180	215	6	14	28	58.5	31.3	8	125
	112	250	180	215	6	14	28	58.5	31.3	8	125

~ Kg			
PCD 611 C B5	H	V	F
71	30.5	29.5	26.5
80	32	31	28
90	32	31	28
100	34	33	30
112	34	33	30

PCD 612 HXM

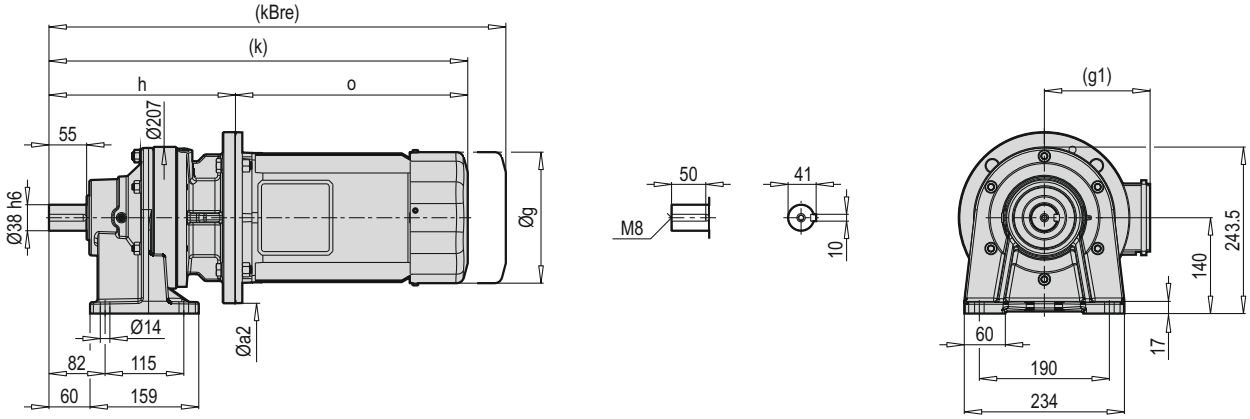

PCD 612 VXM

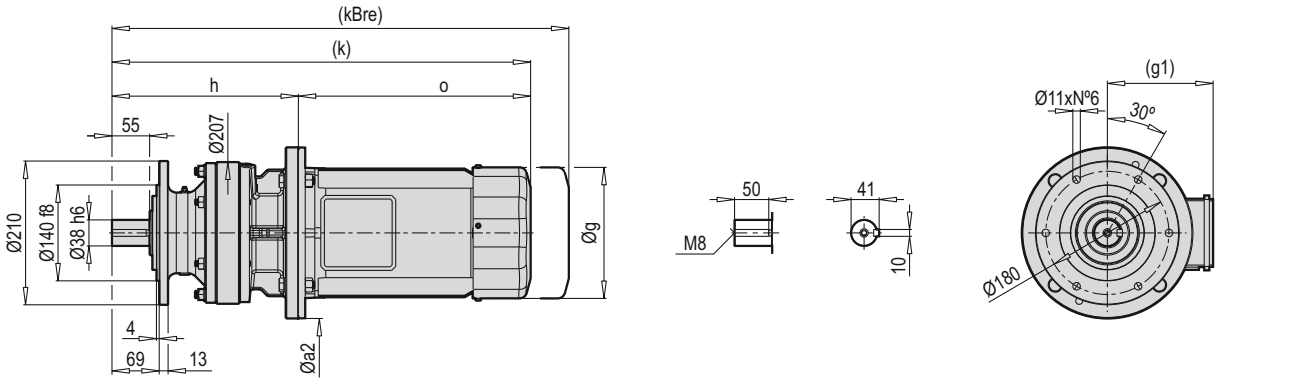

PCD 612 FXM

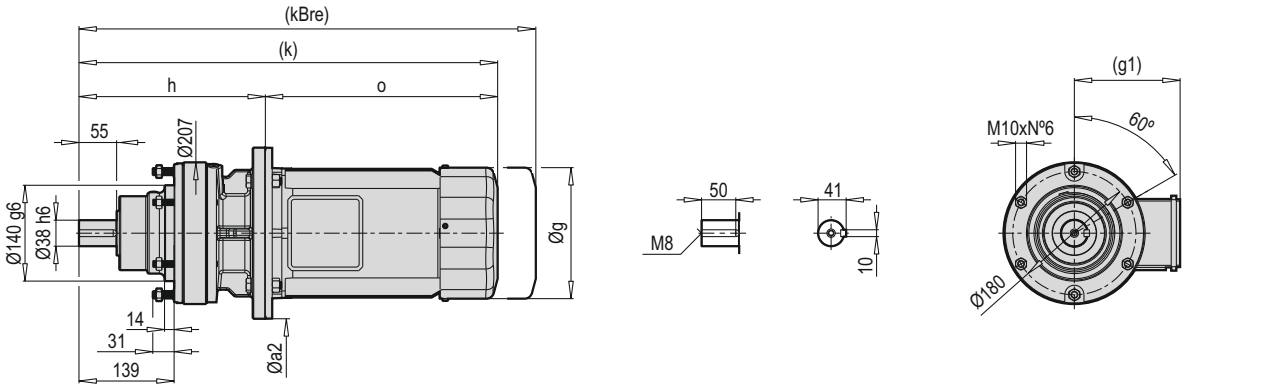

HXM VXM FXM	Øa2		g	g1	h		k		kBre		o	
	B5	B14			B5	B14	B5	B14	B5	B14	B5	B14
71	160	105	138	119	242	242	465	465	525	525	223	223
80	200	120	165	134.5	246	246	475	475	558.5	558.5	229	229
90	200	140	179	129	256	256	549	549	617.5	617.5	293	293
100	250	160	199	154.5	272.5	272.5	612.5	612.5	695.5	695.5	340	340
112	250	160	219	158.5	272.5	272.5	608.5	608.5	695.5	695.5	336	336
132	300	200	270	187	292.5	292.5	671.5	693	812.5	812.5	379	400.5

PCD 612 HCM

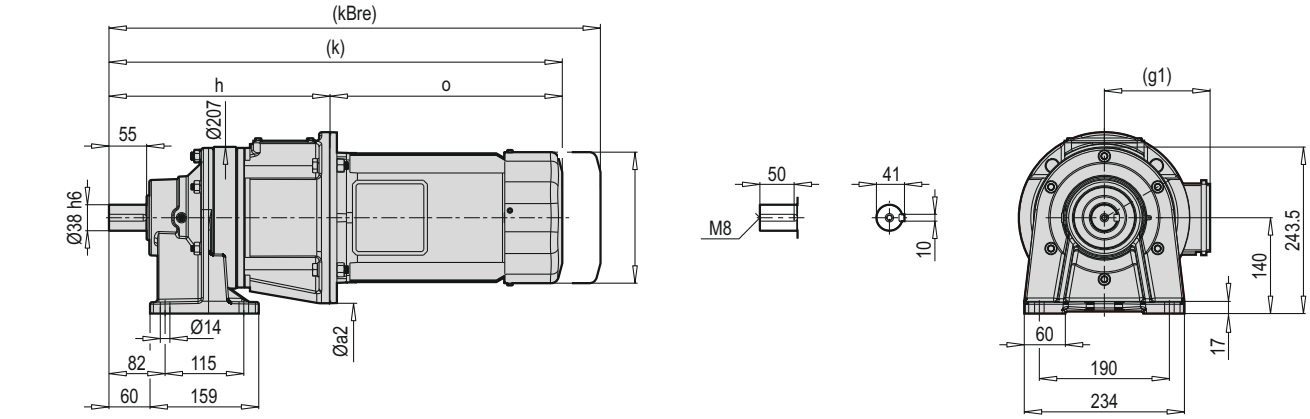

PCD 612 VCM

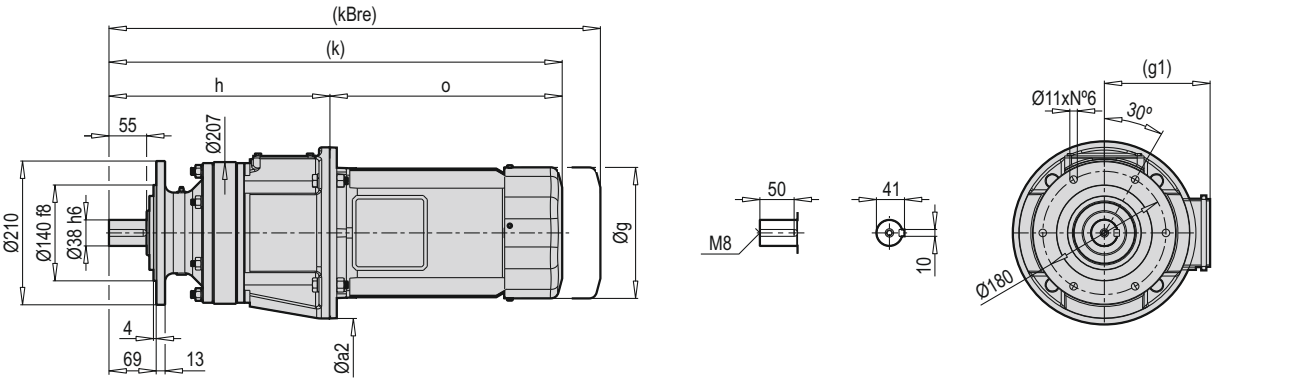

PCD 612 FCM

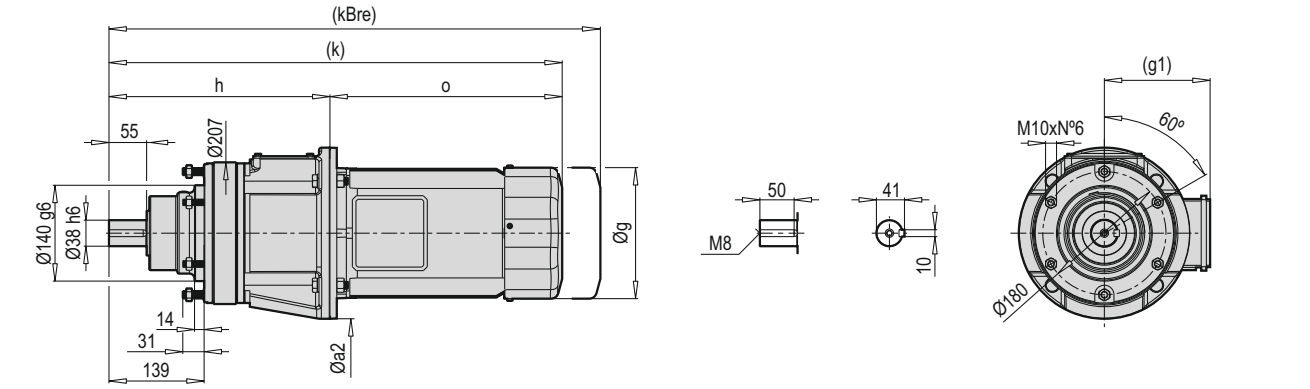

HCM VCM FCM	Øa2	g	g1	h	k	kBre	o
71	159.5	138	119	293	516	576	223
80	200	165	134.5	313	542	625.5	229
90	200	179	129	313	606	674.5	293
100	250	199	154.5	323	663	746	340
112	250	219	158.5	323	659	746	336
132	300	270	187	345	724	865	379

PCD 612 HX

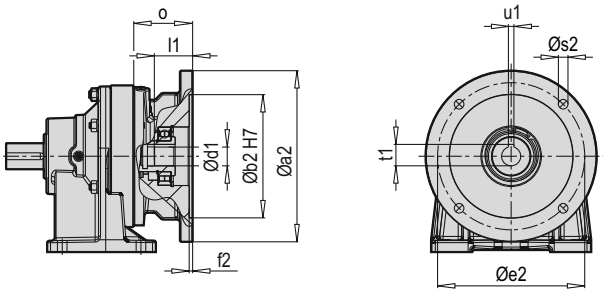

PCD 612 VX

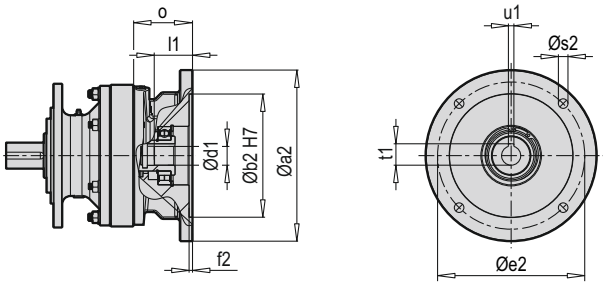

PCD 612 FX

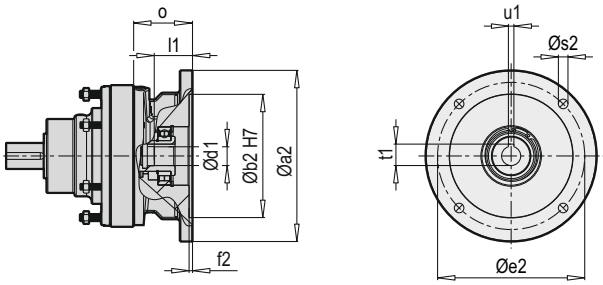

Tip / Type / Typ / Tipo / Type / Tipo	X B5	Øa2	Øb2	Øe2	f2	Øs2	Ød1	l1	t1	u1	o
PCD 612	71	160	110	130	4	M8	14	30	16.3	5	55
	80	200	130	165	4	11.5	19	34	21.8	6	59
	90	200	130	165	4	11.5	24	46	27.3	8	69
	100	250	180	215	5	14	28	55.5	31.3	8	85.5
	112	250	180	215	5	14	28	55.5	31.3	8	85.5
	132	300	230	265	5	14	38	67	41.3	10	105.5

~ Kg			
PCD 612 X B5	H	V	F
71	26	24	21
80	28.5	26.5	23.5
90	28.5	26.5	23.5
100	30	28	25
112	30	33	25
132	35	33	30

Tip / Type / Typ / Tipo / Type / Tipo	X B14	Øa2	Øb2	Øe2	f2	Øs2	Ød1	l1	t1	u1	o
PCD 612	71	105	70	85	4	6.6	14	30	16.3	5	55
	80	120	80	100	4	6.6	19	34	21.8	6	59
	90	140	95	115	4	9	24	46	27.3	8	69
	100	160	110	130	5	9	28	55.5	31.3	8	85.5
	112	160	110	130	5	9	28	55.5	31.3	8	85.5
	132	200	130	165	5	11	38	67	41.3	10	105.5

~ Kg			
PCD 612 X B14	H	V	F
71	25.5	23.5	20.5
80	27.5	25.5	22.5
90	27.5	25.5	22.5
100	29	27	24
112	29	27	24
132	34	32	29

PCD 612 HC

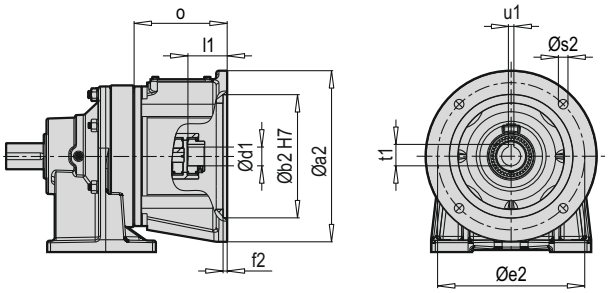

PCD 612 HW

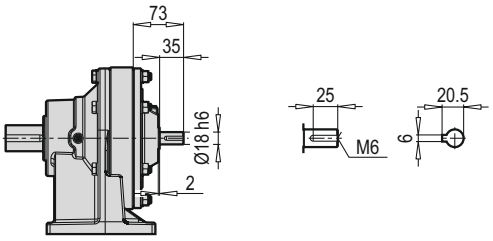

PCD 612 VC

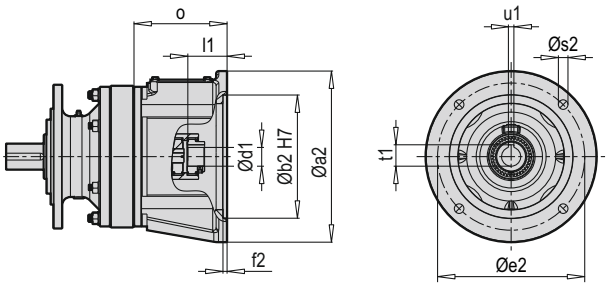

PCD 612 VW

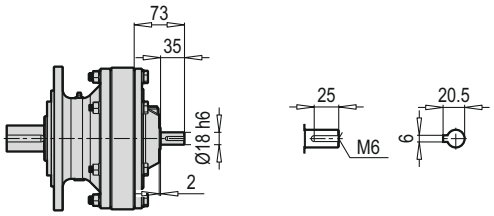

PCD 612 FC

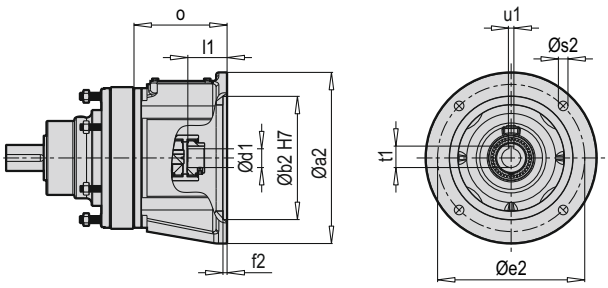

PCD 612 FW

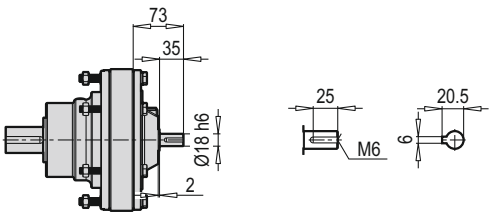

~ Kg			
PCD 612 W	H	V	F
	25	23	20

Tip / Type / Typ / Tipo / Type / Tipo	C B5	Øa2	Øb2	Øe2	f2	Øs2	Ød1	l1	t1	u1	o
PCD 612	71	159.5	110	130	4	10	14	30	16.3	5	95
	80	200	130	165	5	11	19	45	21.8	6	115
	90	200	130	165	5	11	24	50	27.3	8	115
	100	250	180	215	6	14	28	58.5	31.3	8	125
	112	250	180	215	6	14	28	58.5	31.3	8	125
	132	300	230	265	6	14	38	80	41.3	10	147

~ Kg			
PCD 612 C B5	H	V	F
71	31.5	29.5	26.5
80	33	31	28
90	33	31	28
100	35	33	30
112	35	33	30
132	37	35	32

PCD 613 HXM

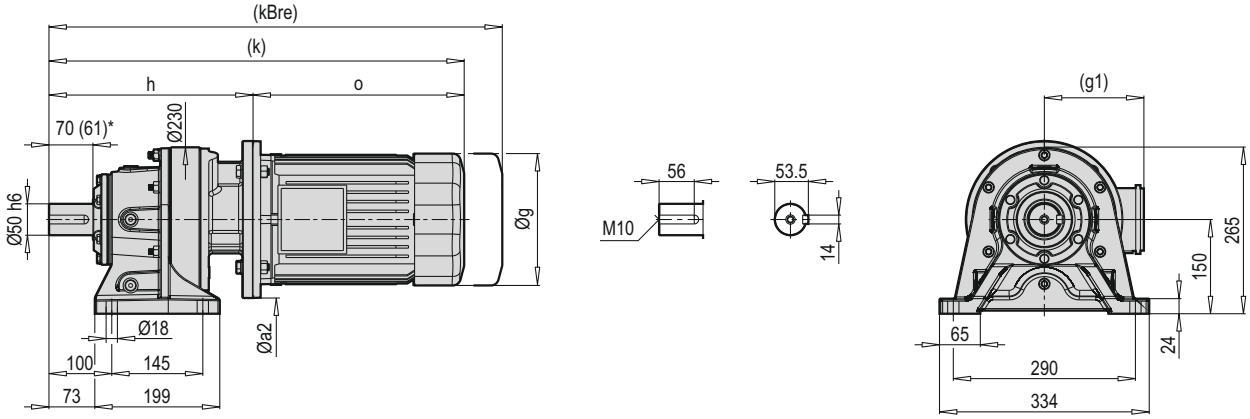

PCD 613 VXM

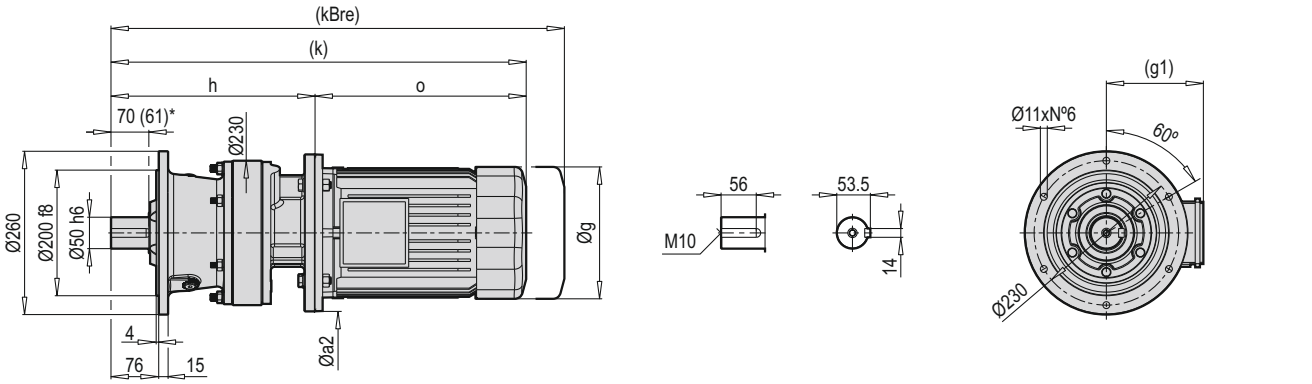

PCD 613 FXM

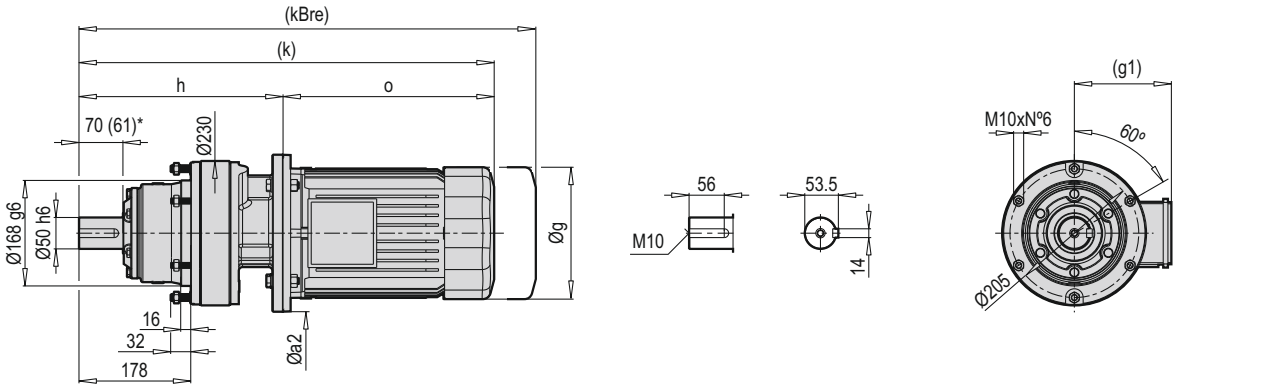

HXM VXM FXM	Øa2		g	g1	h		k		kBre		o	
	B5	B14			B5	B14	B5	B14	B5	B14	B5	B14
80	200	120	165	134.5	294.5	294.5	523.5	523.5	607	607	229	229
90	200	140	179	129	309.5	309.5	602.5	602.5	671	670	293	293
100	250	160	199	154.5	325	325	665	665	748	748	340	340
112	250	160	219	158.5	325	325	661	661	748	761.5	336	336
132	300	200	270	187	350.5	350.5	729.5	751	870.5	850.5	379	400.5

(*) M4 pozisyonu için verilmiştir. / (*) Given for position M4. / (*) Angegeben für Position M4. / (*) Dato per la posizione M4. / (*) Donné pour position M4. / (*) Dado para la posición M4.

PCD 613 HCM

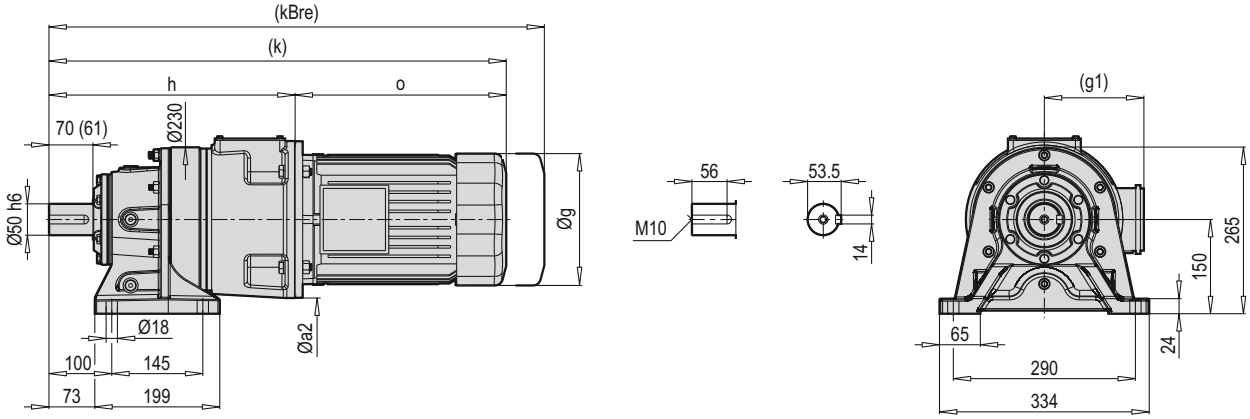

PCD 613 VCM

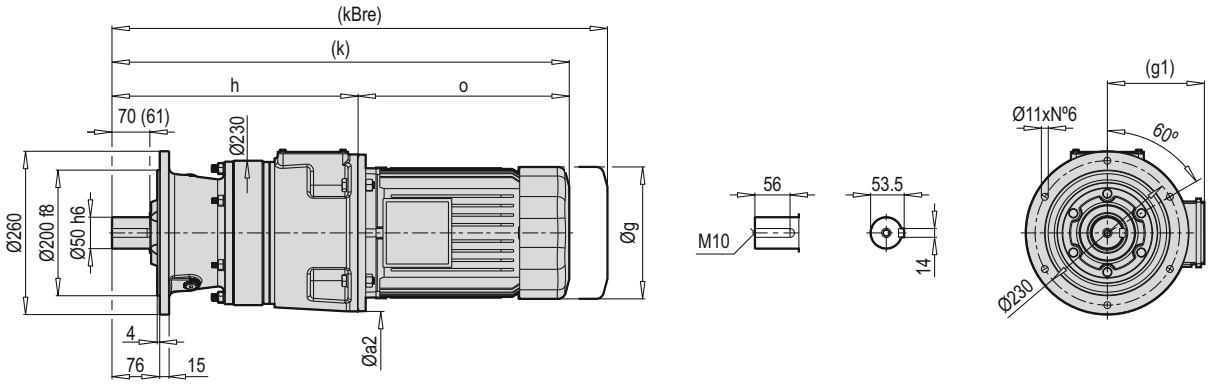

PCD 613 FCM

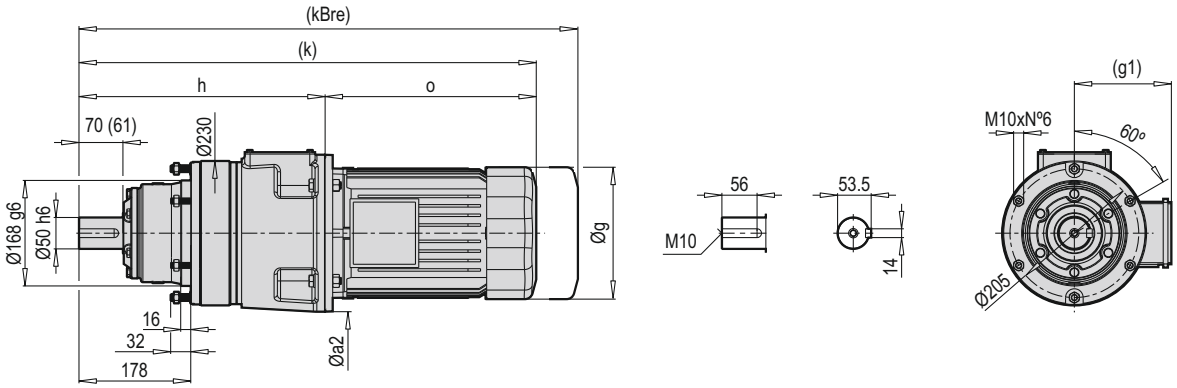

HCM VCM FCM	Øa2	g	g1	h	k	kBre	o
80	200	165	134.5	375	604	687.5	229
90	200	179	129	375	668	736.5	293
100	250	199	154.5	392	732	815	340
112	250	219	158.5	392	728	815	336
132	300	270	187	412	791	932	379

(*) M4 pozisyonu için verilmiştir. / (*) Given for position M4. / (*) Angegeben für Position M4. / (*) Dato per la posizione M4. / (*) Donné pour position M4. / (*) Dado para la posición M4.

PCD 613 HX

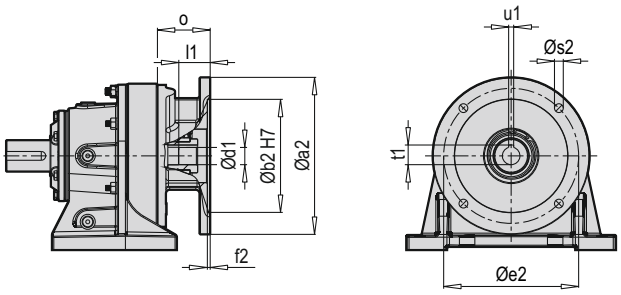

PCD 613 VX

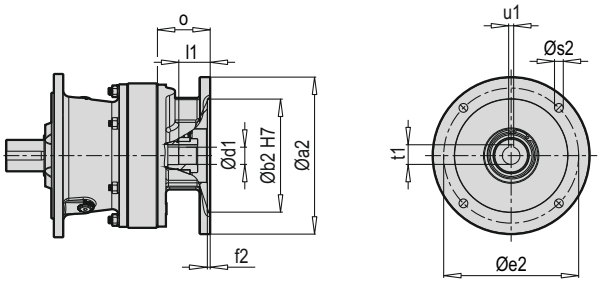

PCD 613 FX

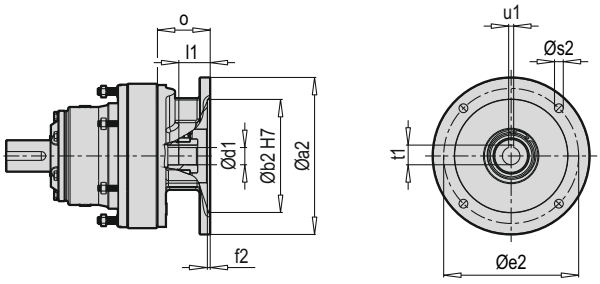

Tip / Type / Typ / Tipo / Type / Tipo	X B5	Øa2	Øb2	Øe2	f2	Øs2	Ød1	l1	t1	u1	o
PCD 613	80	200	130	165	5	M10	19	30	21.8	6	53.5
	90	200	130	165	4	11	24	40	27.3	8	68.5
	100	250	180	215	4.5	14	28	50	31.3	8	84
	112	250	180	215	4.5	14	28	50	31.3	8	84
	132	300	230	265	5	14	38	61	41.3	10	109.5

~ Kg			
PCD 613 X B5	H	V	F
80	46	45	39
90	46	45	39
100	48	47	41
112	48	47	41
132	53	52	46

Tip / Type / Typ / Tipo / Type / Tipo	X B14	Øa2	Øb2	Øe2	f2	Øs2	Ød1	l1	t1	u1	o
PCD 613	80	120	80	100	4	6.6	19	30	21.8	6	53.5
	90	140	95	115	4	9	24	40	27.3	8	68.5
	100	160	110	130	4.5	9	28	50	31.3	8	84
	112	160	110	130	4.5	9	28	50	31.3	8	84
	132	200	130	165	5	11	38	61	41.3	10	109.5

~ Kg			
PCD 613 X B14	H	V	F
80	45	44	38
90	45	44	38
100	47	46	40
112	47	46	40
132	52	51	45

PCD 613 HC

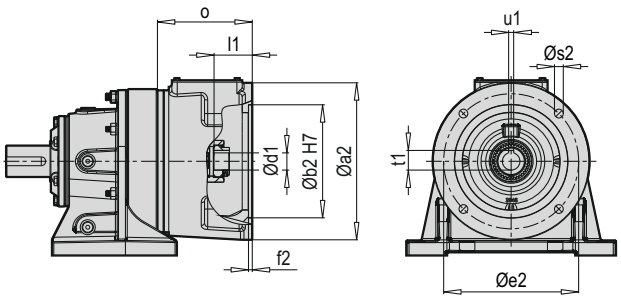

PCD 613 HW

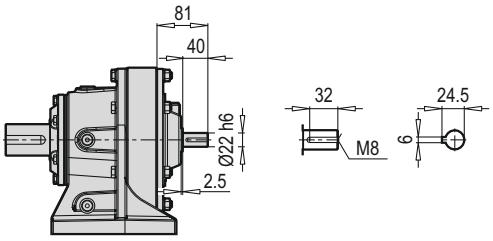

PCD 613 VC

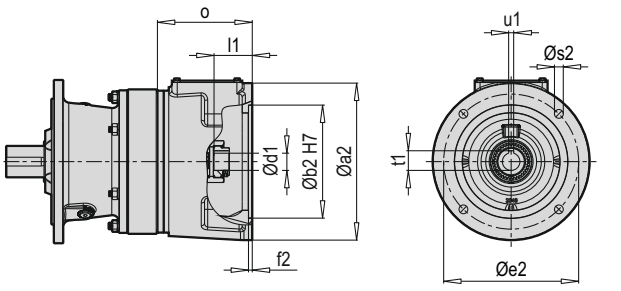

PCD 613 VW

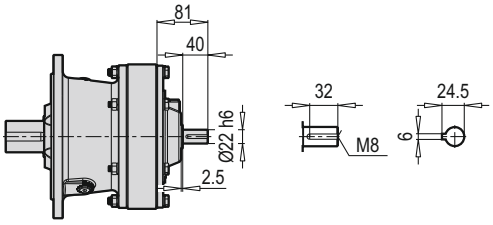

PCD 613 FC

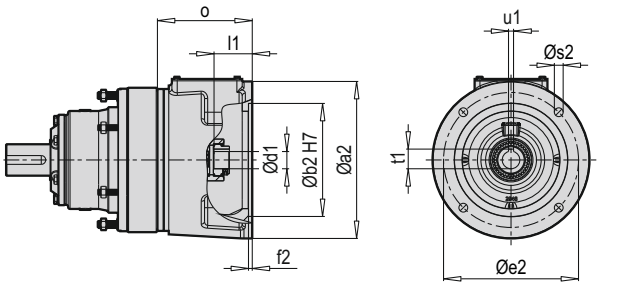

PCD 613 FW

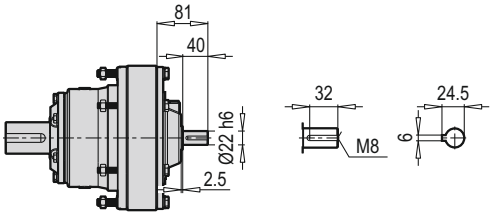

~ Kg			
PCD 613 W	H	V	F
	43	42	36

Tip / Type / Typ / Tipo / Type / Tipo	C B5	Øa2	Øb2	Øe2	f2	Øs2	Ød1	l1	t1	u1	o
PCD 613	80	200	130	165	5	11	19	45	21.8	6	124
	90	200	130	165	5	11	24	50	27.3	8	124
	100	250	180	215	6	14	28	62	31.3	8	141
	112	250	180	215	6	14	28	62	31.3	8	141
	132	300	230	265	6	14	38	82.5	41.3	10	161

~ Kg			
PCD 613 C B5	H	V	F
80	52	51	45
90	52	51	45
100	55	54	48
112	55	54	48
132	58	57	51

PCD 614 HXM

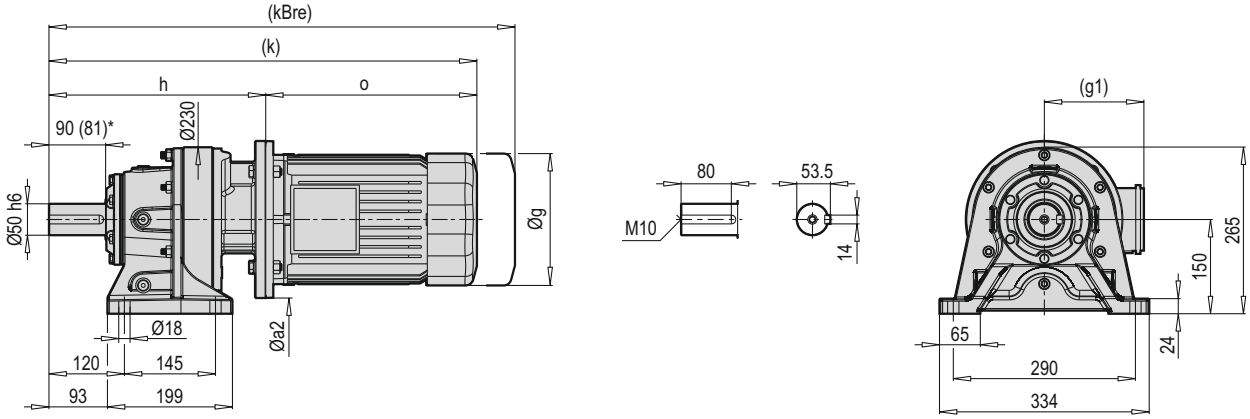

PCD 614 VXM

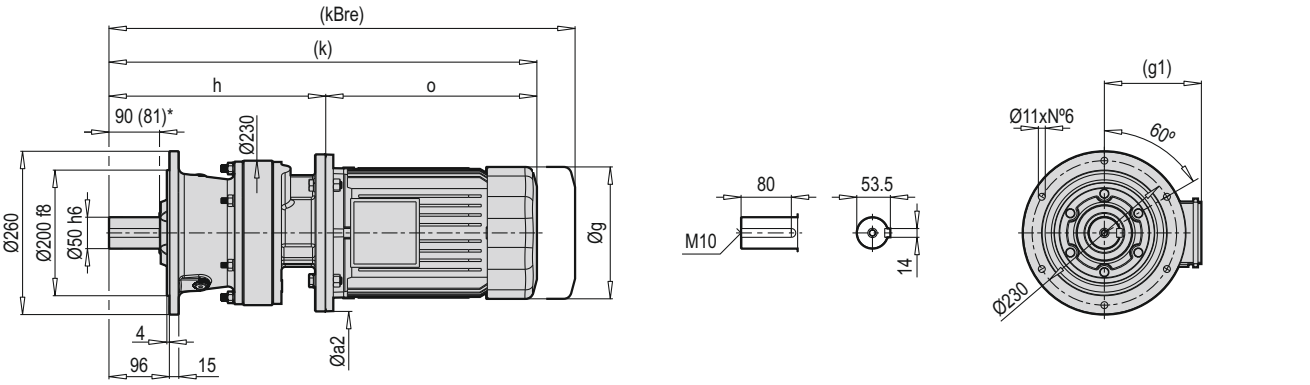

PCD 614 FXM

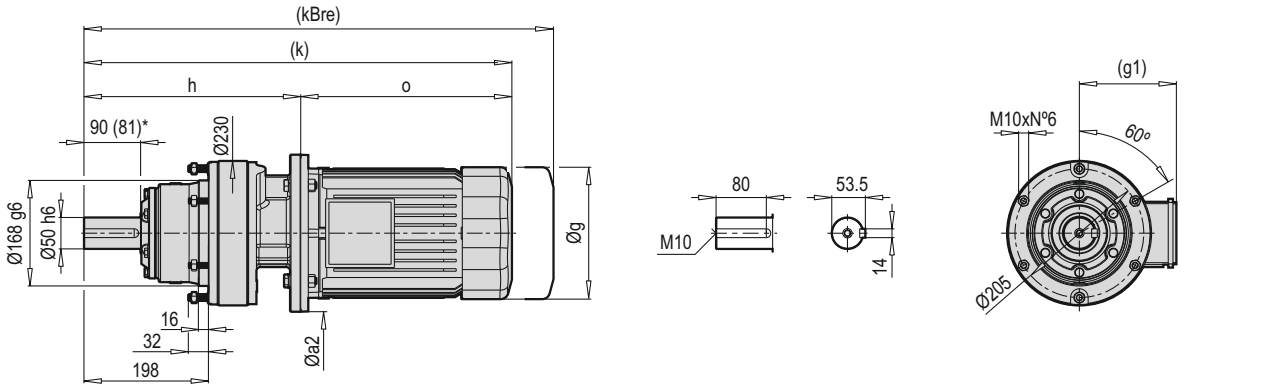

HXM VXM FXM	Øa2		g	g1	h		k		kBre		o	
	B5	B14			B5	B14	B5	B14	B5	B14	B5	B14
80	200	120	165	134.5	314.5	314.5	543.5	543.5	627	627	229	229
90	200	140	179	129	329.5	329.5	622.5	622.5	691	690	293	293
100	250	160	199	154.5	345	345	685	685	768	768	340	340
112	250	160	219	158.5	345	345	681	681	768	781.5	336	336
132	300	200	270	187	370.5	370.5	749.5	771	890.5	870.5	379	400.5

(*) M4 pozisyonu için verilmiştir. / (*) Given for position M4. / (*) Angegeben für Position M4. / (*) Dato per la posizione M4. / (*) Donné pour position M4. / (*) Dado para la posición M4.

PCD 614 HCM

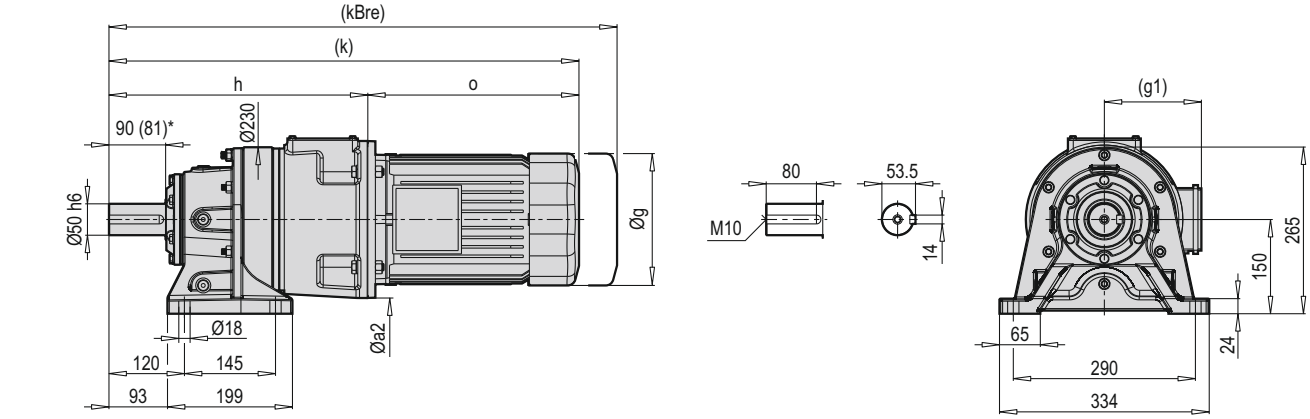

PCD 614 VCM

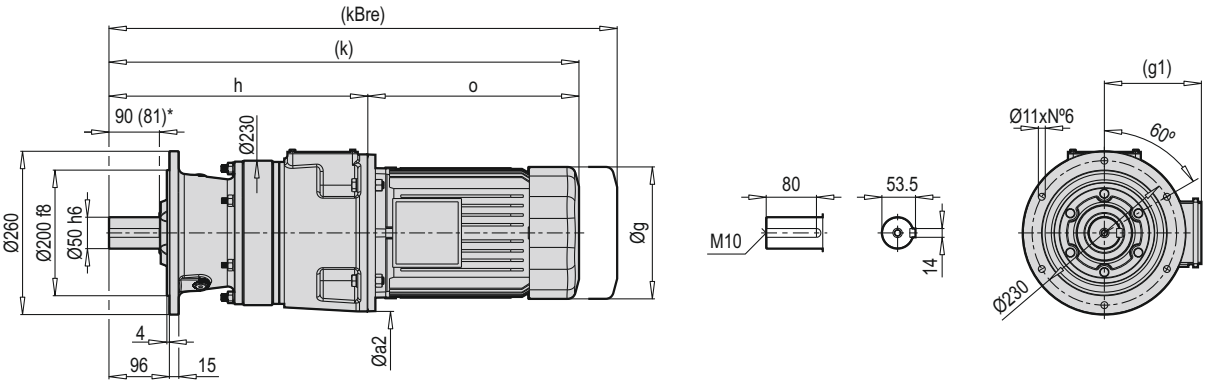

PCD 614 FCM

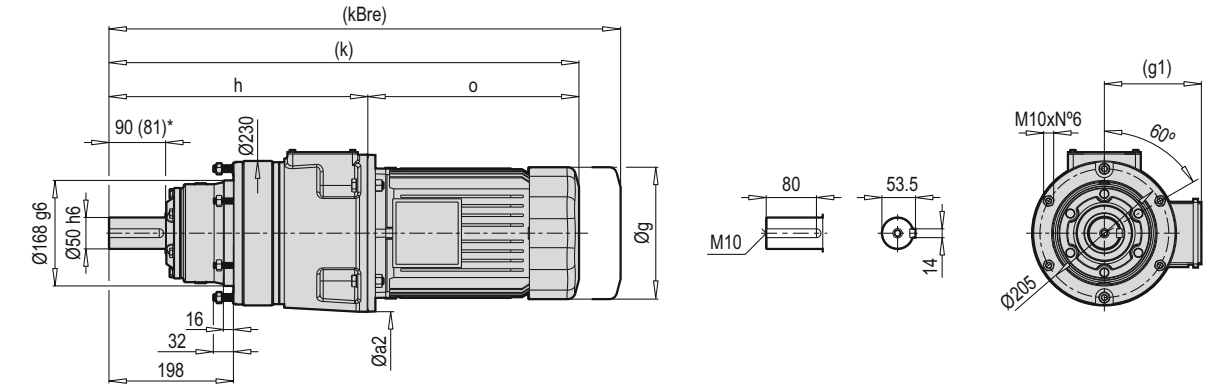

HCM VCM FCM	Øa2	g	g1	h	k	kBre	o
80	200	165	134.5	395	624	707.5	229
90	200	179	129	395	688	756.5	293
100	250	199	154.5	412	752	835	340
112	250	219	158.5	412	748	835	336
132	300	270	187	432	811	952	379

(*) M4 pozisyonu için verilmiştir. / (*) Given for position M4. / (*) Angegeben für Position M4. / (*) Dato per la posizione M4. / (*) Donné pour position M4. / (*) Dado para la posición M4.

PCD 614 HX

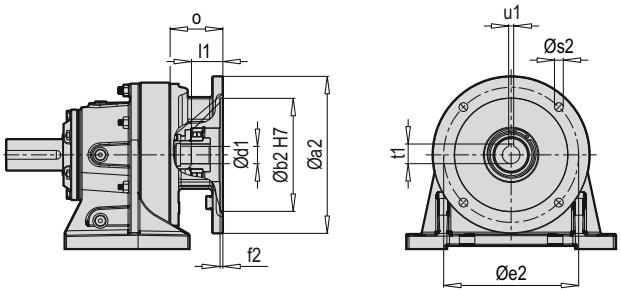

PCD 614 VX

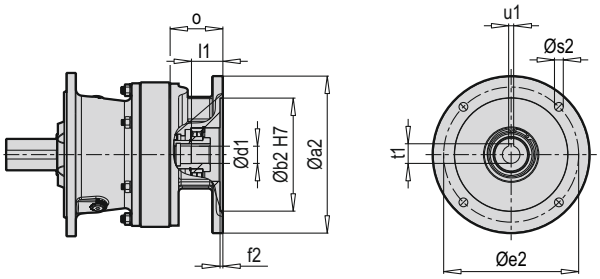

PCD 614 FX

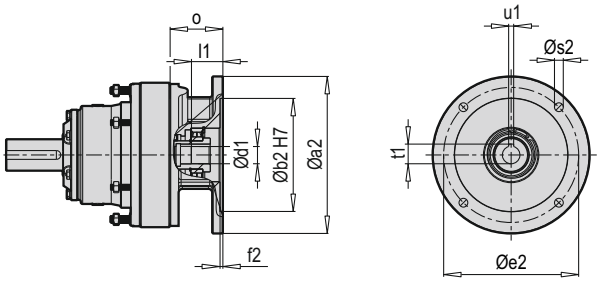

Tip / Type / Typ / Tipo / Type / Tipo	X B5	Øa2	Øb2	Øe2	f2	Øs2	Ød1	l1	t1	u1	o
PCD 614	80	200	130	165	5	M10	19	30	21.8	6	53.5
	90	200	130	165	4	11	24	40	27.3	8	68.5
	100	250	180	215	4.5	14	28	50	31.3	8	84
	112	250	180	215	4.5	14	28	50	31.3	8	84
	132	300	230	265	5	14	38	61	41.3	10	109.5

~ Kg			
PCD 614 X B5	H	V	F
80	47	46	40
90	47	46	40
100	49	48	42
112	49	48	42
132	54	53	47

Tip / Type / Typ / Tipo / Type / Tipo	X B14	Øa2	Øb2	Øe2	f2	Øs2	Ød1	l1	t1	u1	o
PCD 614	80	120	80	100	4	6.6	19	30	21.8	6	53.5
	90	140	95	115	4	9	24	40	27.3	8	68.5
	100	160	110	130	4.5	9	28	50	31.3	8	84
	112	160	110	130	4.5	9	28	50	31.3	8	84
	132	200	130	165	5	11	38	61	41.3	10	109.5

~ Kg			
PCD 614 X B14	H	V	F
80	46	45	39
90	46	45	39
100	48	47	41
112	48	47	41
132	53	52	46

PCD 614 HC

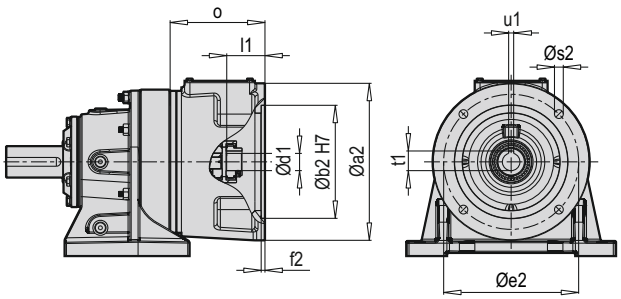

PCD 614 HW

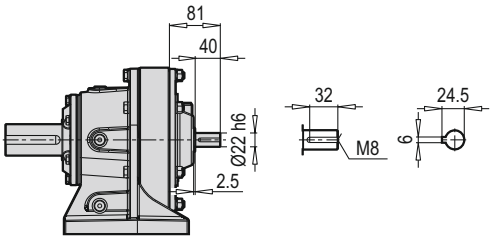

PCD 614 VC

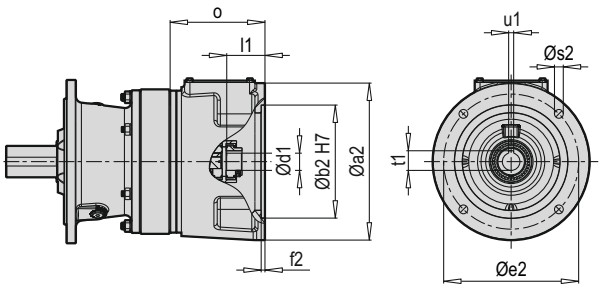

PCD 614 VW

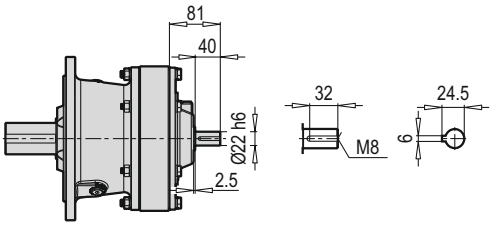

PCD 614 FC

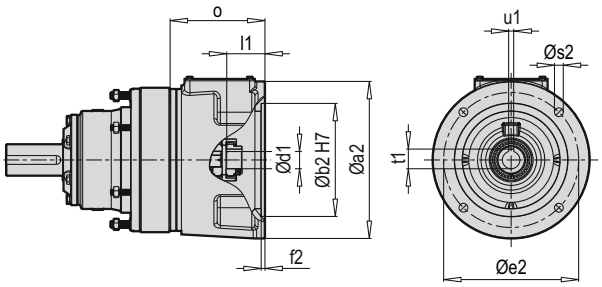

PCD 614 FW

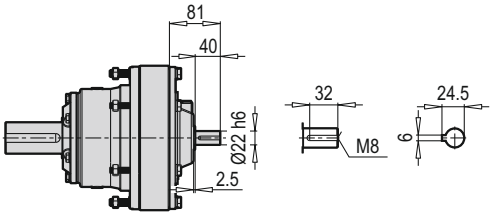

~ Kg			
PCD 614 W	H	V	F
	44	43	37

Tip / Type / Typ / Tipo / Type / Tipo	C B5	Øa2	Øb2	Øe2	f2	Øs2	Ød1	l1	t1	u1	o
PCD 614	80	200	130	165	5	11	19	45	21.8	6	124
	90	200	130	165	5	11	24	50	27.3	8	124
	100	250	180	215	6	14	28	62	31.3	8	141
	112	250	180	215	6	14	28	62	31.3	8	141
	132	300	230	265	6	14	38	82.5	41.3	10	161

~ Kg			
PCD 614 C B5	H	V	F
80	53	52	46
90	53	52	46
100	56	55	49
112	56	55	49
132	59	58	52

PCD 615 HXM

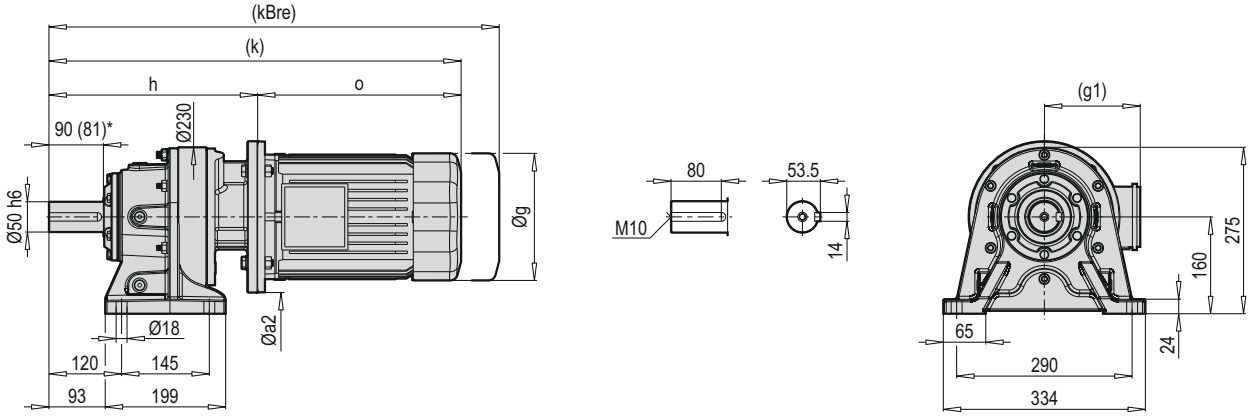

PCD 615 VXM

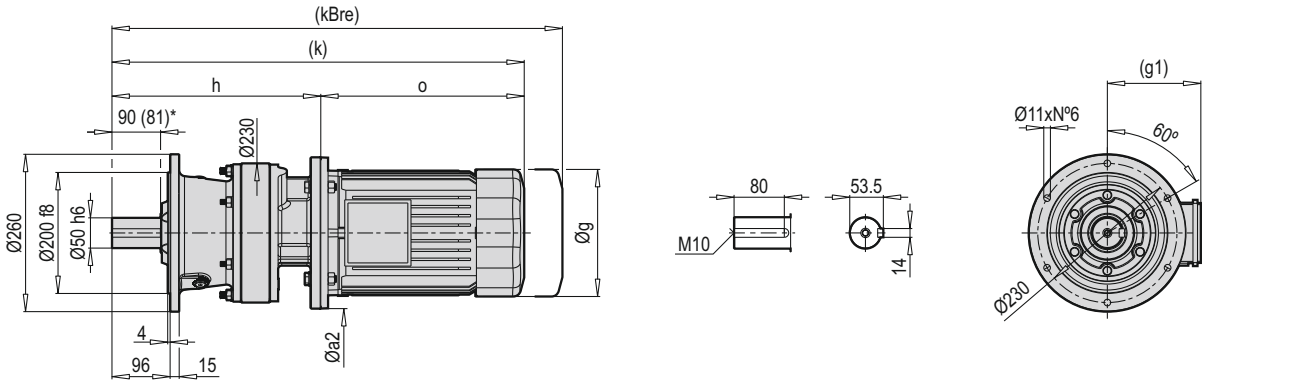

PCD 615 FXM

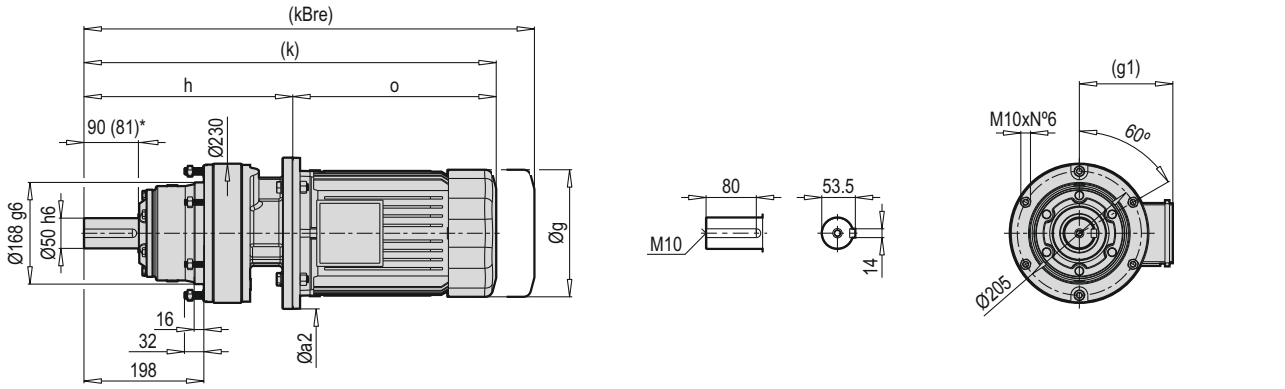

HXM VXM FXM	Øa2		g	g1	h		k		kBre		o	
	B5	B14			B5	B14	B5	B14	B5	B14	B5	B14
90	200	140	179	129	329.5	329.5	622.5	622.5	691	983	293	293
100	250	160	199	154.5	345	345	685	685	768	1108	340	340
112	250	160	219	158.5	345	345	681	681	768	1117.5	336	336
132	300	200	270	187	370.5	370.5	749.5	749.5	890.5	1249.5	379	400.5
160	350	-	321	214	398.5	-	878.5	-	984.5	-	480	-

(*) M4 pozisyonu için verilmiştir. / (*) Given for position M4. / (*) Angegeben für Position M4. / (*) Dato per la posizione M4. / (*) Donné pour position M4. / (*) Dado para la posición M4.

PCD 615 HCM

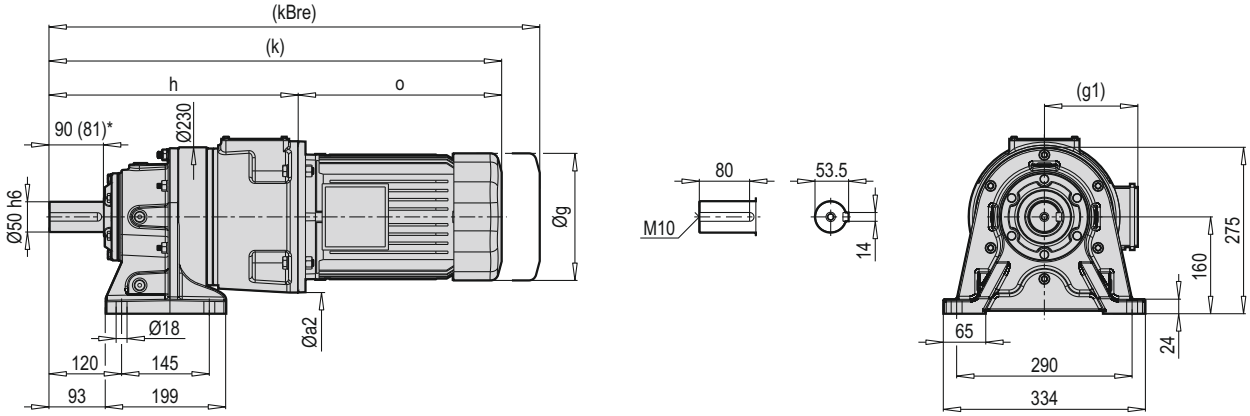

PCD 615 VCM

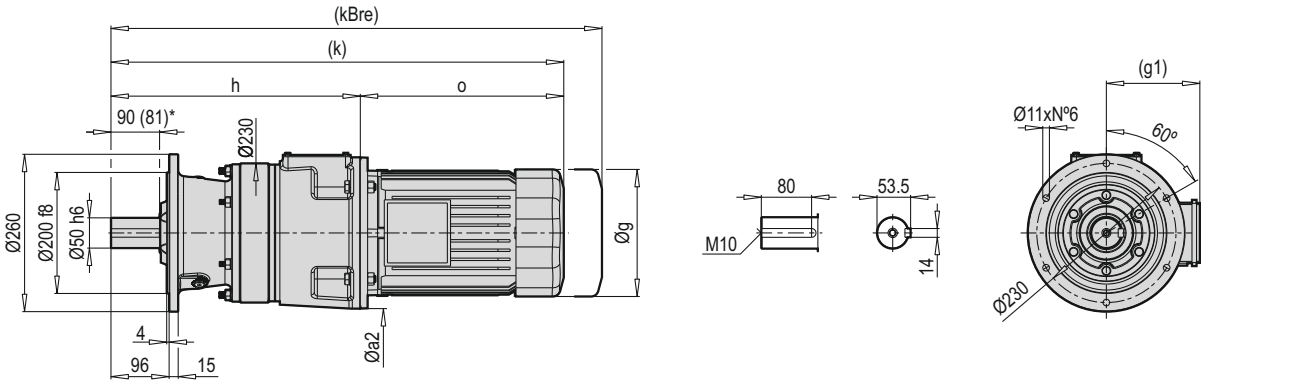

PCD 615 FCM

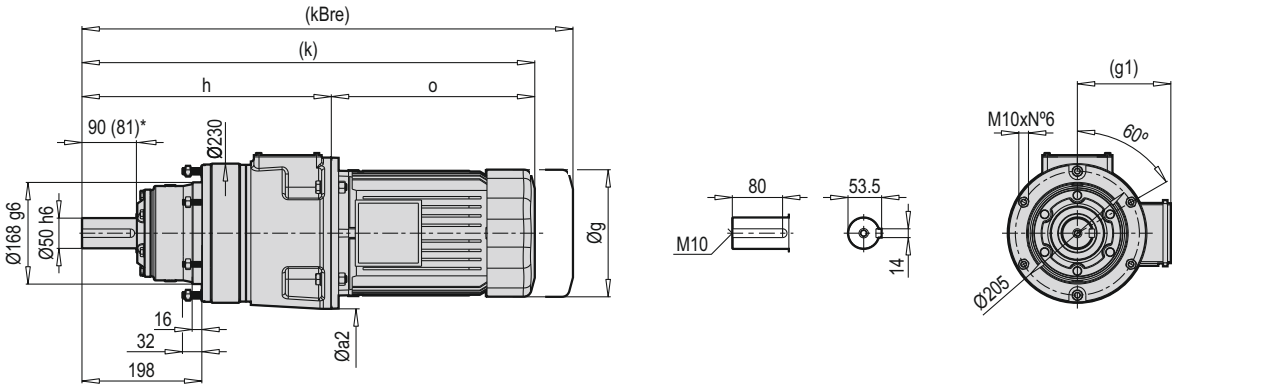

HCM VCM FCM	Øa2	g	g1	h	k	kBre	o
90	200	179	129	395	688	756.5	293
100	250	199	154.5	415	755	838	340
112	250	219	158.5	415	751	838	336
132	300	270	187	432	811	952	379
160	350	321	214	455	935	1041	480

(*) M4 pozisyonu için verilmiştir. / (*) Given for position M4. / (*) Angegeben für Position M4. / (*) Dato per la posizione M4. / (*) Donné pour position M4. / (*) Dado para la posición M4.

PCD 615 HX

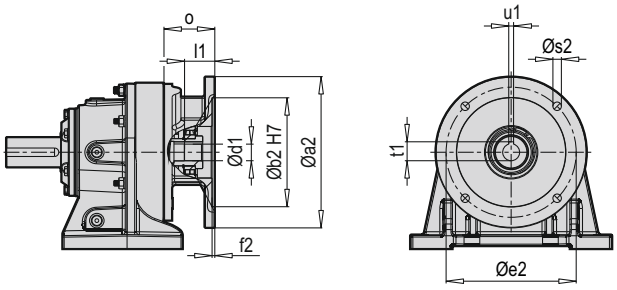

PCD 615 VX

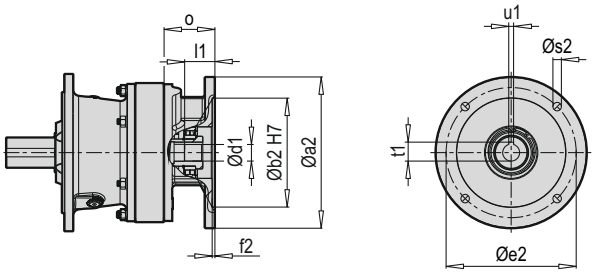

PCD 615 FX

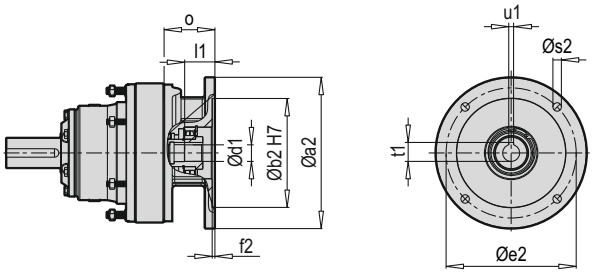

Tip / Type / Typ / Tipo / Type / Tipo	X B5	Øa2	Øb2	Øe2	f2	Øs2	Ød1	l1	t1	u1	o
PCD 615	90	200	130	165	4	11	24	40	27.3	8	68.5
	100	250	180	215	4.5	14	28	50	31.3	8	84
	112	250	180	215	4.5	14	28	50	31.3	8	84
	132	300	230	265	5	14	38	61	41.3	10	109.5
	160	350	250	265	5	14	38	61	41.3	10	109.5

~ Kg			
PCD 615 X B5	H	V	F
90	47	44	38
100	49	44	38
112	49	44	38
132	54	51	45
160	46	43	37

Tip / Type / Typ / Tipo / Type / Tipo	X B14	Øa2	Øb2	Øe2	f2	Øs2	Ød1	l1	t1	u1	o
PCD 615	90	140	95	115	4	9	24	40	27.3	8	68.5
	100	160	110	130	4.5	9	28	50	31.3	8	84
	112	160	110	130	4.5	9	28	50	31.3	8	84
	132	200	130	165	5	11	38	61	41.3	10	109.5

~ Kg			
PCD 615 X B14	H	V	F
90	46	43	37
100	48	45	39
112	48	45	39
132	53	50	44

PCD 615 HC

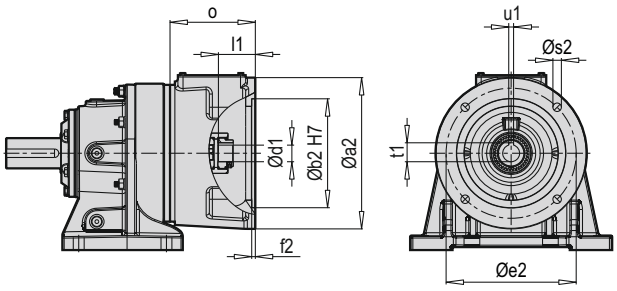

PCD 615 HW

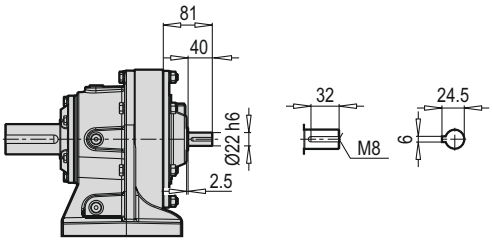

PCD 615 VC

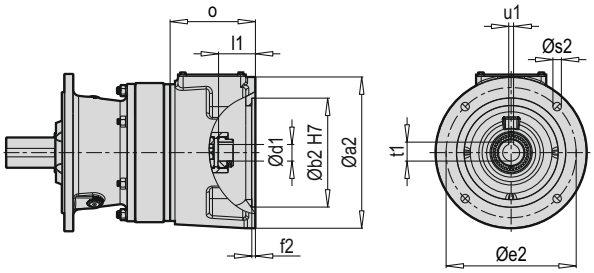

PCD 615 VW

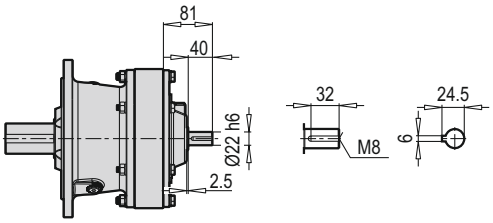

PCD 615 FC

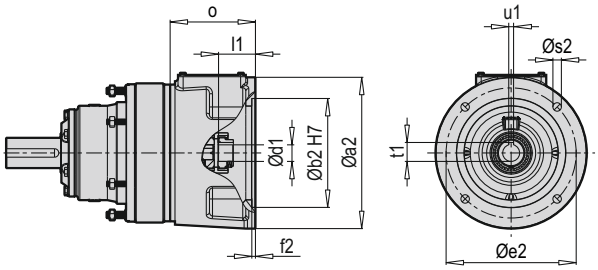

PCD 615 FW

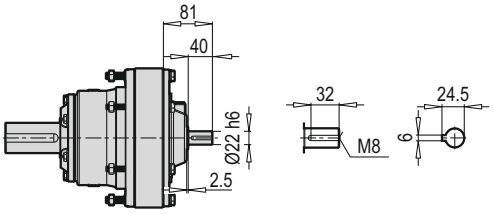

~ Kg			
PCD 615 W	H	V	F
615	46	43	37

Tip / Type / Typ / Tipo / Type / Tipo	C B5	Øa2	Øb2	Øe2	f2	Øs2	Ød1	l1	t1	u1	o
PCD 615	90	200	130	165	5	11	24	50	27.3	8	124
	100	250	180	215	6	14	28	62	31.3	8	141
	112	250	180	215	6	14	28	62	31.3	8	141
	132	300	230	265	6	14	38	82.5	41.3	10	161
	160	350	250	300	6	19	42	85	45.3	12	184

~ Kg			
PCD 615 C B5	H	V	F
90	55	52	46
100	58	55	49
112	58	55	49
132	61	58	52
160	64	61	55

PCD 616 HXM

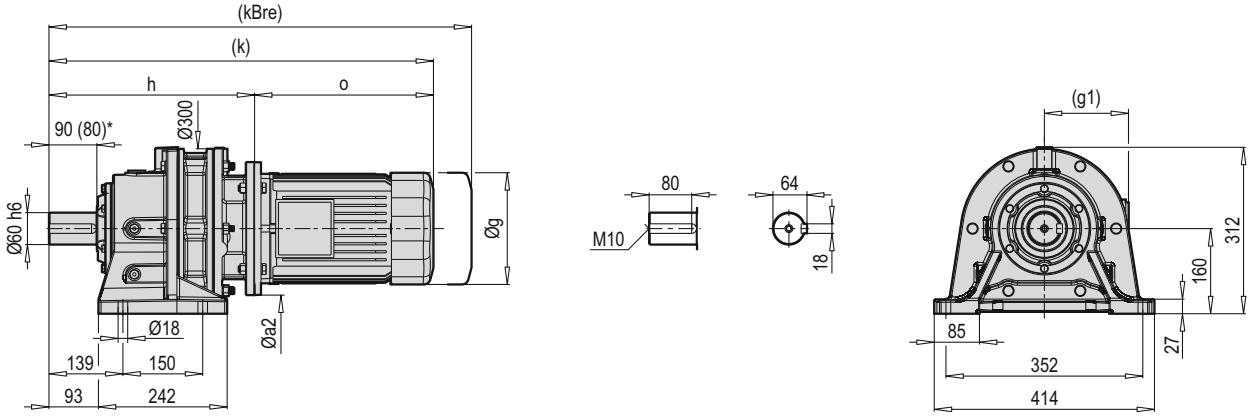

PCD 616 VXM

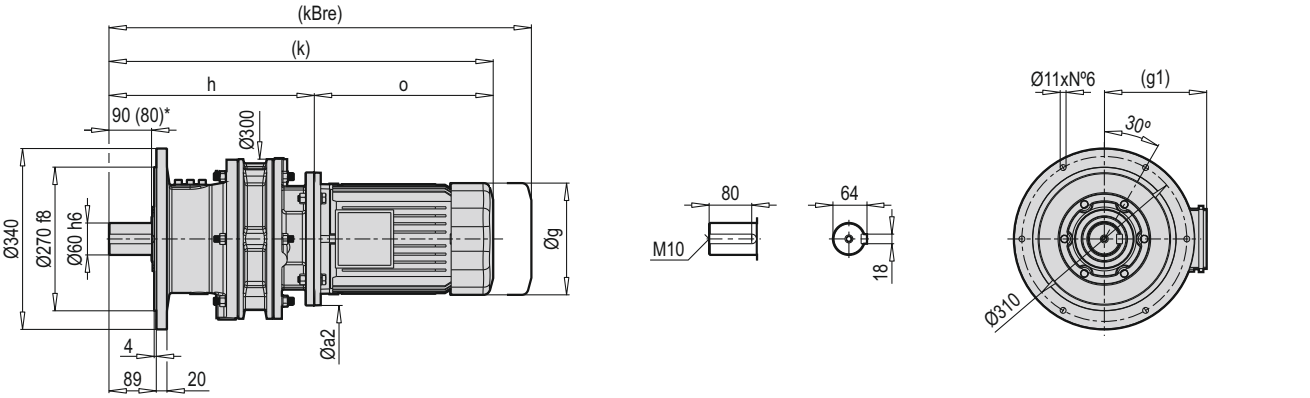

PCD 616 FXM

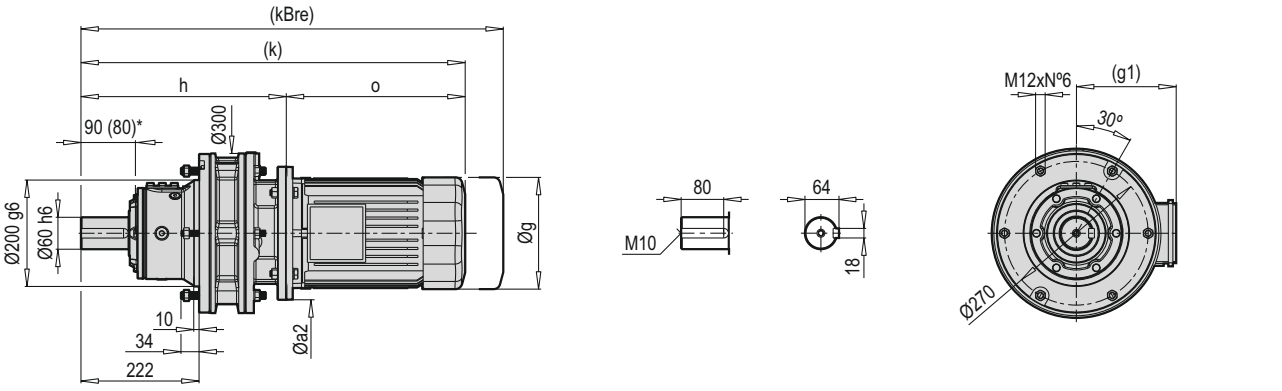

HXM VXM FXM	Øa2		g	g1	h		k		kBre		o	
	B5	B14			B5	B14	B5	B14	B5	B14	B5	B14
90	200	140	179	129	380	380	673	673	741.5	740.5	293	293
100	250	160	199	154.5	386	386	726	726	809	809	340	340
112	250	160	219	158.5	386	386	722	722	809	822.5	336	336
132	300	200	270	187	404	404	783	804.5	924	904	379	400.5
160	350	-	321	214	437	-	917	-	1023	-	480	-

(*) M4 pozisyonu için verilmiştir. / (*) Given for position M4. / (*) Angegeben für Position M4. / (*) Dato per la posizione M4. / (*) Donné pour position M4. / (*) Dado para la posición M4.

PCD 616 HCM

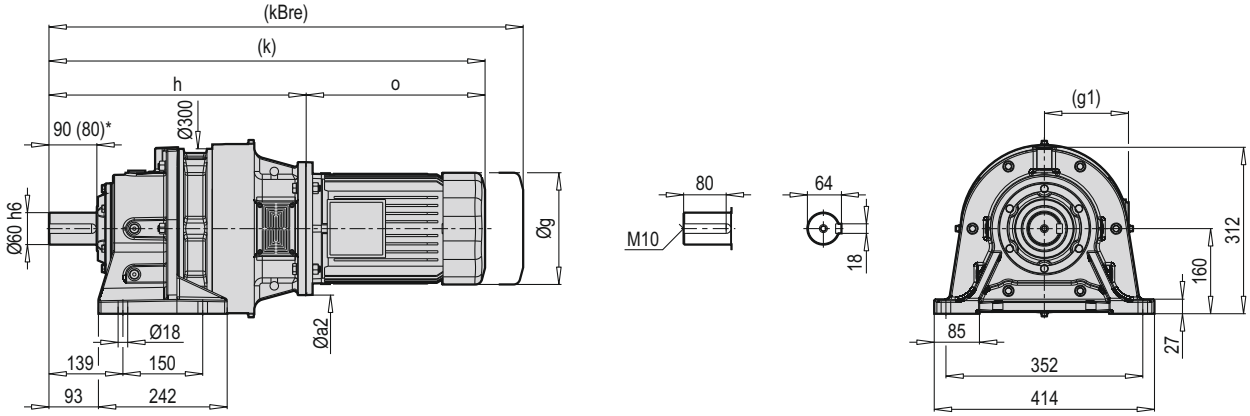

PCD 616 VCM

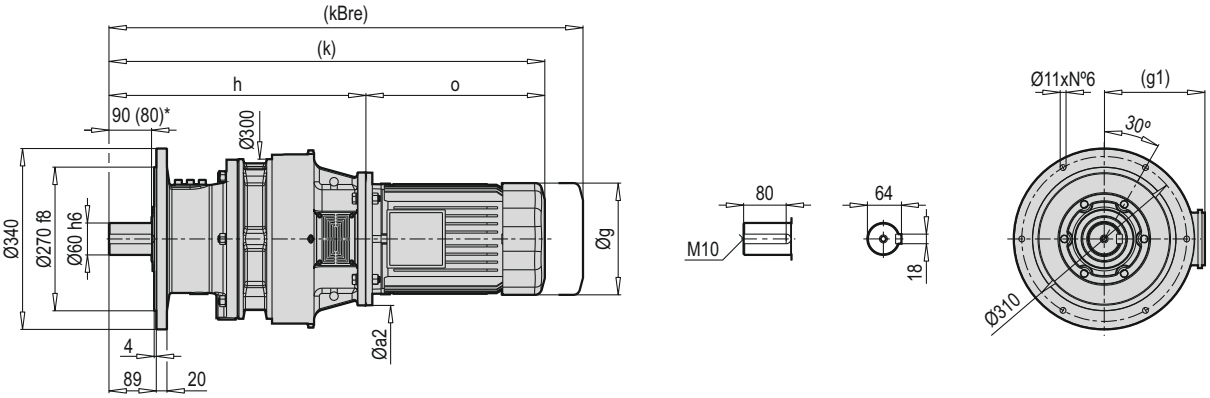

PCD 616 FCM

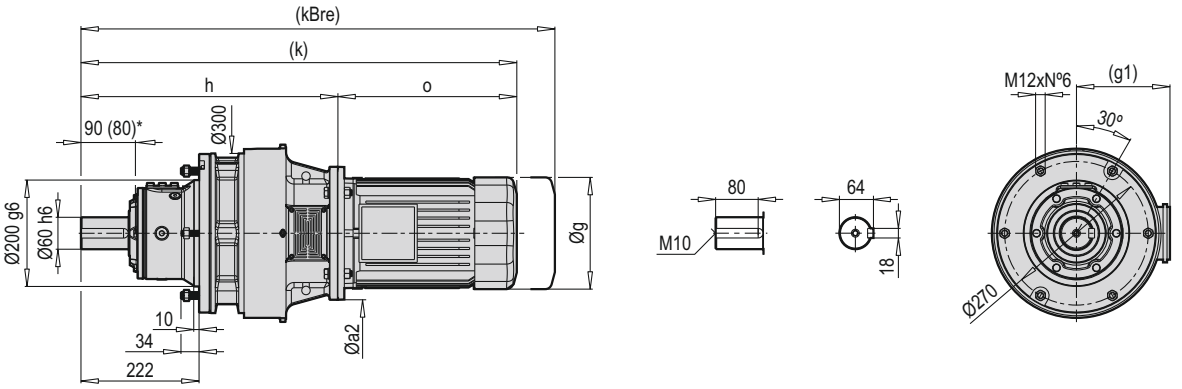

HCM VCM FCM	Øa2	g	g1	h	k	kBre	o
90	200	179	129	468.5	761.5	830	293
100	250	199	154.5	483.5	823.5	906.5	340
112	250	219	158.5	483.5	819.5	906.5	336
132	300	270	187	497.5	876.5	1017.5	379
160	350	321	214	527.5	1007.5	[illegible]	480

(*) M4 pozisyonu için verilmiştir. / (*) Given for position M4. / (*) Angegeben für Position M4. / (*) Dato per la posizione M4. / (*) Donné pour position M4. / (*) Dado para la posición M4.

PCD 616 HX

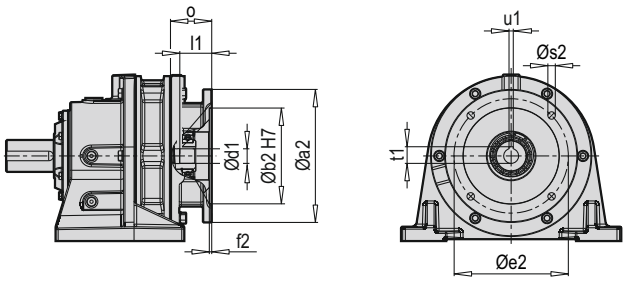

PCD 616 VX

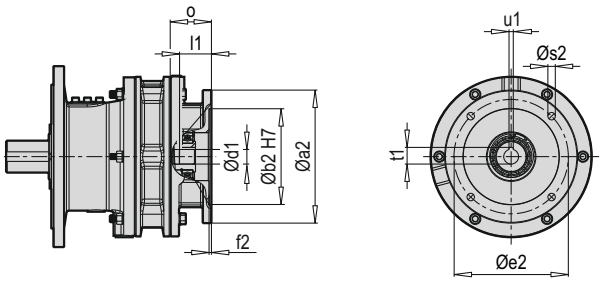

PCD 616 FX

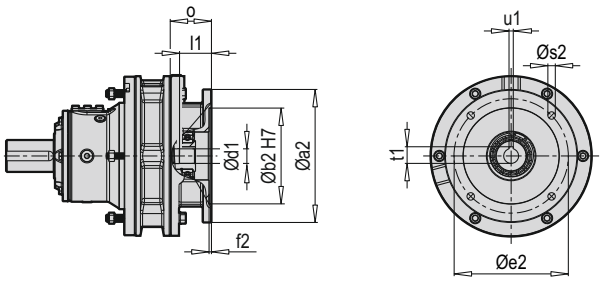

Tip / Type / Typ / Tipo / Type / Tipo	X B5	Øa2	Øb2	Øe2	f2	Øs2	Ød1	l1	t1	u1	o
PCD 616	90	200	130	165	4	11	24	43	27.3	8	71
	100	250	180	215	4.5	14	28	60	31.3	8	77
	112	250	180	215	4.5	14	28	60	31.3	8	77
	132	297.5	230	265	4.5	14	38	60	41.3	10	95
	160	350	250	300	6	18	42	71	45.3	12	128

~ Kg			
PCD 616 X B5	H	V	F
90	100	95	82
100	112	107	94
112	119.5	114.5	101.5
132	147	142	129
160	188	183	170

Tip / Type / Typ / Tipo / Type / Tipo	X B14	Øa2	Øb2	Øe2	f2	Øs2	Ød1	l1	t1	u1	o
PCD 616	90	140	95	115	4	9	24	43	27.3	8	71
	100	160	110	130	4.5	9	28	60	31.3	8	T
	112	160	110	130	4.5	9	28	60	31.3	8	77
	132	200	130	165	4.5	11	38	60	41.3	10	95

~ Kg			
PCD 616 X B14	H	V	F
90	99	94	81
100	111	106	93
112	118.5	113.5	100.5
132	146	141	128

PCD 616 HC

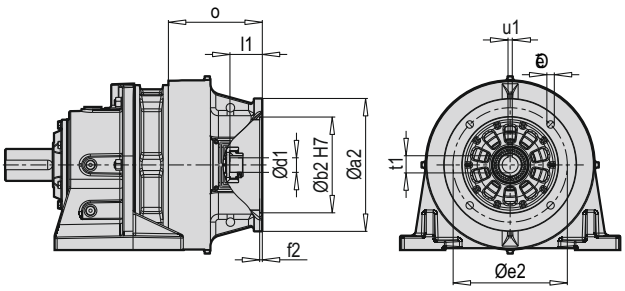

PCD 616 HW

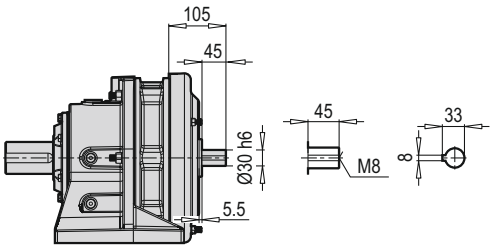

PCD 616 VC

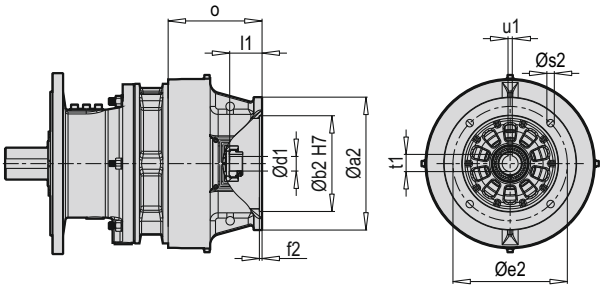

PCD 616 VW

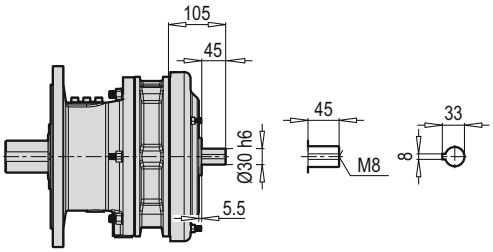

PCD 616 FC

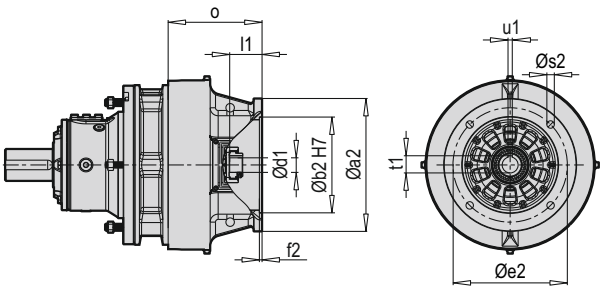

PCD 616 FW

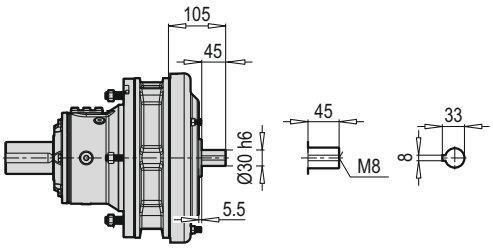

~ Kg			
PCD 616 W	H	V	F
	85	80	67

Tip / Type / Typ / Tipo / Type / Tipo	C B5	Øa2	Øb2	Øe2	f2	Øs2	Ød1	l1	t1	u1	o
PCD 616	90	200	130	165	4	11	24	50	27.3	8	145
	100	250	180	215	5	14	28	62	31.3	8	160
	112	250	180	215	5	14	28	62	31.3	8	160
	132	300	230	265	6	14	38	78	41.3	10	174
	160	350	250	300	7	19	42	85	45.3	12	204

~ Kg			
PCD 616 C B5	H	V	F
90	98	93	80
100	101	96	83
112	101	96	83
132	103	98	85
160	107	102	89

PCD 617 HXM

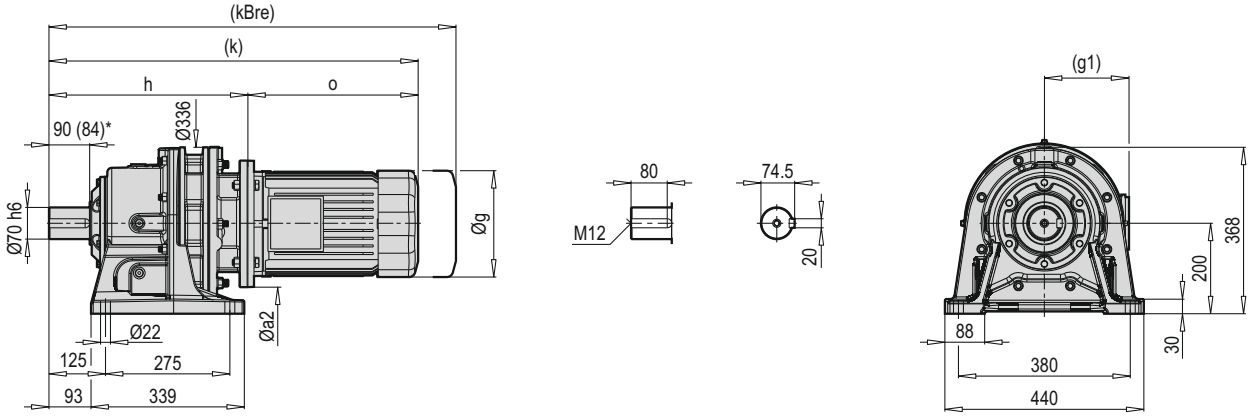

PCD 617 VXM

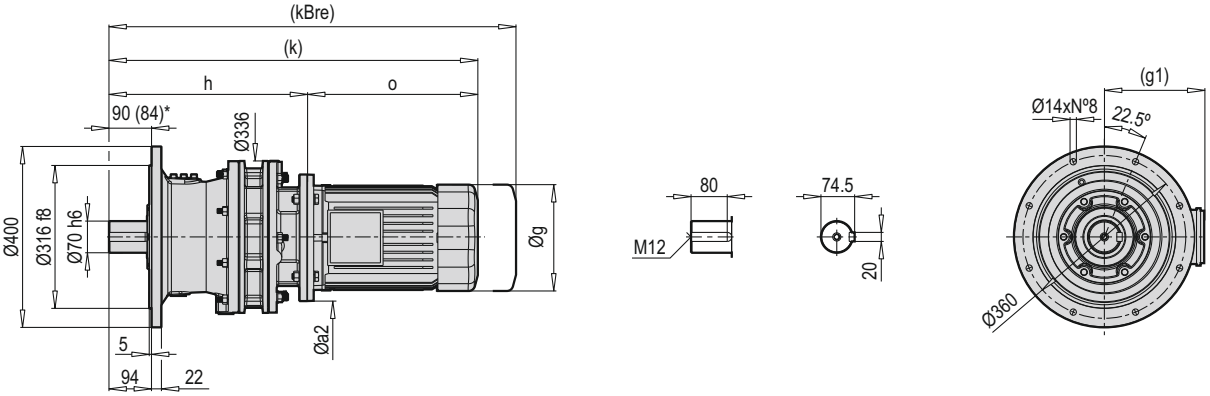

PCD 617 FXM

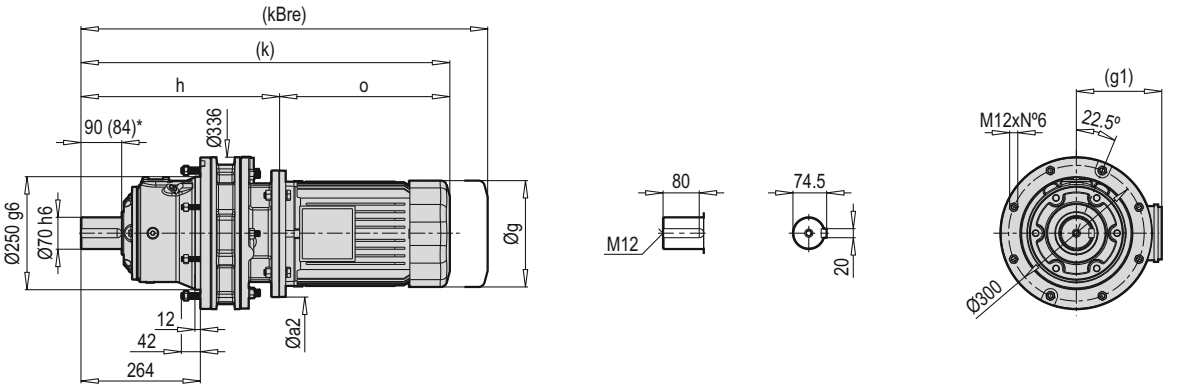

HXM VXM FXM	Øa2		g	g1	h		k		kBre		o	
	B5	B14			B5	B14	B5	B14	B5	B14	B5	B14
100	-	-	-	-	-	-	-	-	-	-	-	-
112	-	-	-	-	-	-	-	-	-	-	-	-
132	-	-	-	-	-	-	-	-	-	-	-	-
160	-	-	-	-	-	-	-	-	-	-	-	-
180	-	-	-	-	-	-	-	-	-	-	-	-

(*) M4 pozisyonu için verilmiştir. / (*) Given for position M4. / (*) Angegeben für Position M4. / (*) Dato per la posizione M4. / (*) Donné pour position M4. / (*) Dado para la posición M4.

PCD 617 HCM

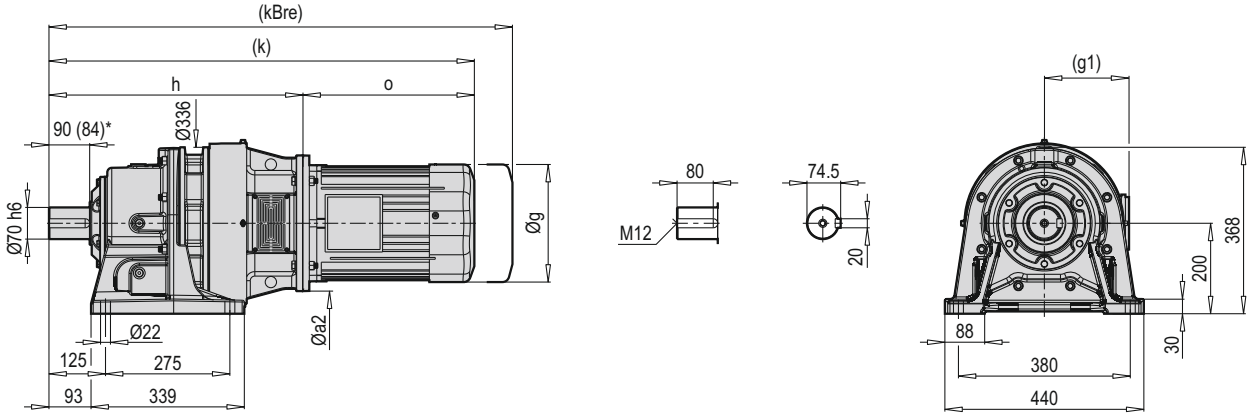

PCD 617 VCM

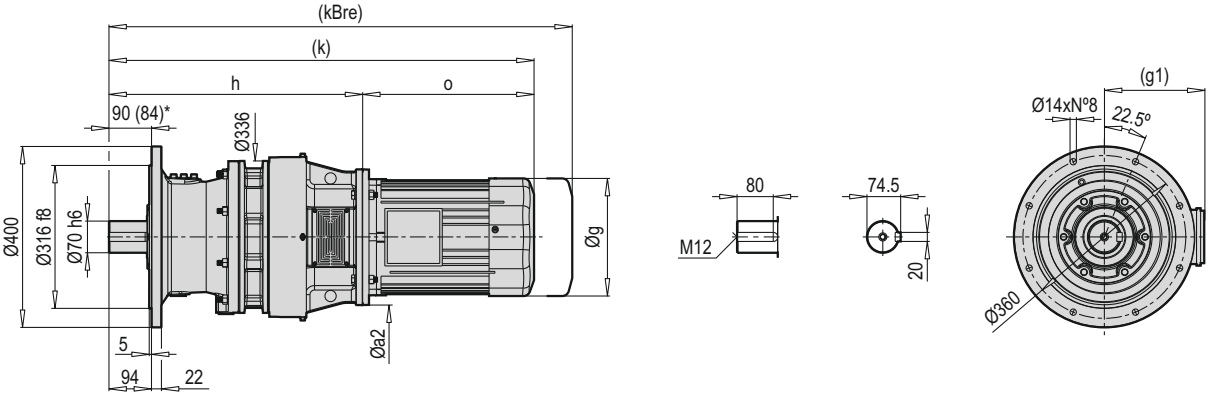

PCD 617 FCM

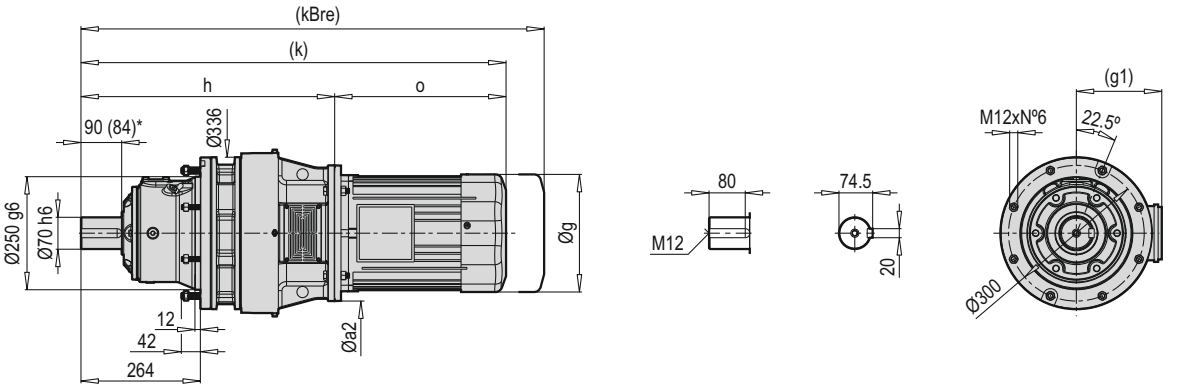

HCM VCM FCM	Øa2	g	g1	h	k	kBre	o
100	250	199	154.5	541	881	964	340
112	250	219	158.5	541	877	964	336
132	300	270	187	561	940	1081	379
160	350	321	214	592	1072	1178	480
180	350	363	249	592	1172	1296.5	586

(*) M4 pozisyonu için verilmiştir. / (*) Given for position M4. / (*) Angegeben für Position M4. / (*) Dato per la posizione M4. / (*) Donné pour position M4. / (*) Dado para la posición M4.

PCD 617 HX

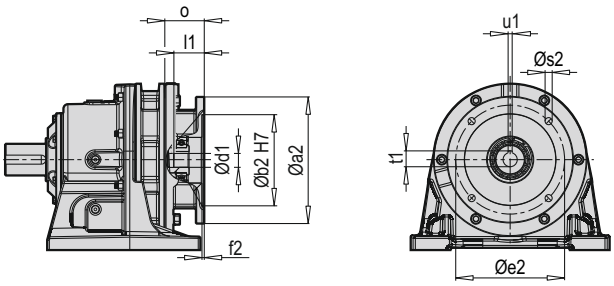

PCD 617 VX

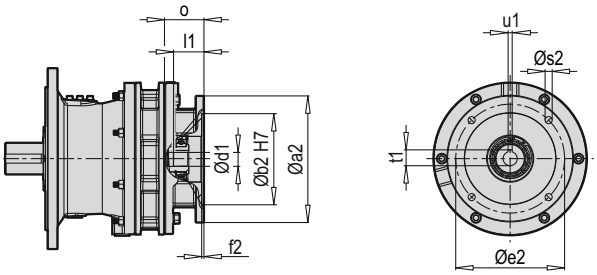

PCD 617 FX

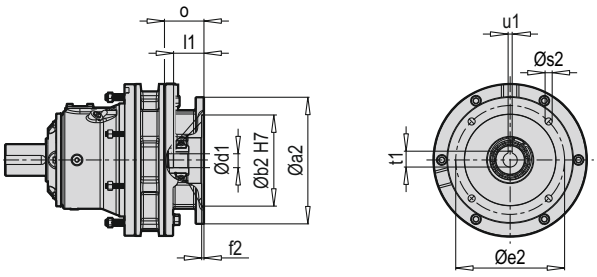

Tip / Type / Typ / Tipo / Type / Tipo	X B5	Øa2	Øb2	Øe2	f2	Øs2	Ød1	l1	t1	u1	o
PCD 617	100	-	-	-	-	-	-	-	-	-	-
	112	-	-	-	-	-	-	-	-	-	-
	132	-	-	-	-	-	-	-	-	-	-
	160	-	-	-	-	-	-	-	-	-	-
	180	-	-	-	-	-	-	-	-	-	-

~ Kg			
PCD 617 X B5	H	V	F
100	-	-	-
112	-	-	-
132	-	-	-
160	-	-	-
180	-	-	-

Tip / Type / Typ / Tipo / Type / Tipo	X B14	Øa2	Øb2	Øe2	f2	Øs2	Ød1	l1	t1	u1	o
PCD 617	100	-	-	-	-	-	-	-	-	-	-
	112	-	-	-	-	-	-	-	-	-	-
	132	-	-	-	-	-	-	-	-	-	-

~ Kg			
PCD 617 X B14	H	V	F
100	-	-	-
112	-	-	-
132	-	-	-

PCD 617 HC

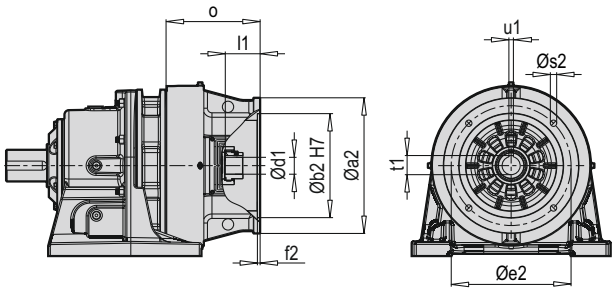

PCD 617 HW

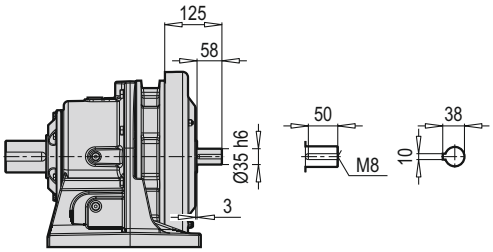

PCD 617 VC

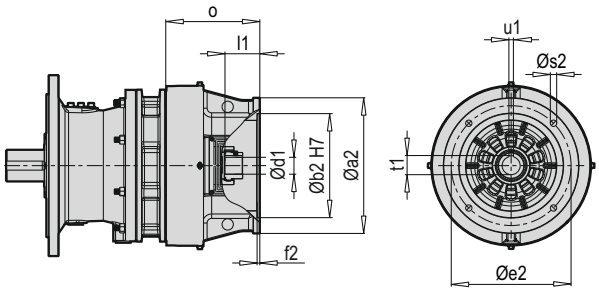

PCD 617 VW

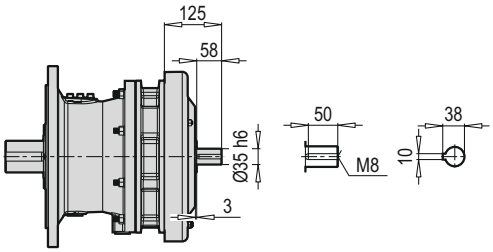

PCD 617 FC

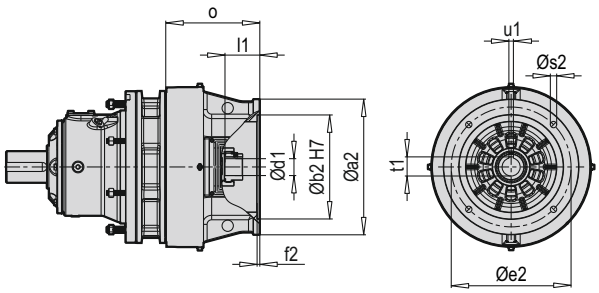

PCD 617 FW

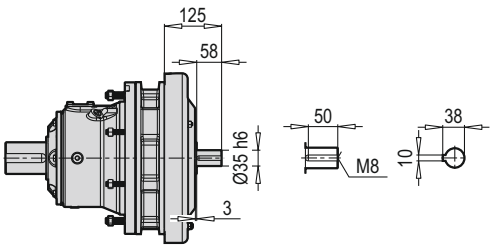

~ Kg			
PCD 617 W	H	V	F
	125	125	96

Tip / Type / Typ / Tipo / Type / Tipo	C B5	Øa2	Øb2	Øe2	f2	Øs2	Ød1	l1	t1	u1	o
PCD 617	100	250	180	215	6	14	28	58	31.3	8	174
	112	250	180	215	6	14	28	58	31.3	8	174
	132	300	230	265	6	14	38	78	41.3	10	194
	160	350	250	300	6	18	42	101	45.3	12	225
	180	350	250	300	6	18	48	105.5	51.8	14	225

~ Kg			
PCD 617 C B5	H	V	F
100	146	146	117
112	146	146	117
132	147.5	147.5	118.5
160	155	155	126
180	155	155	126

PCD 618 HXM

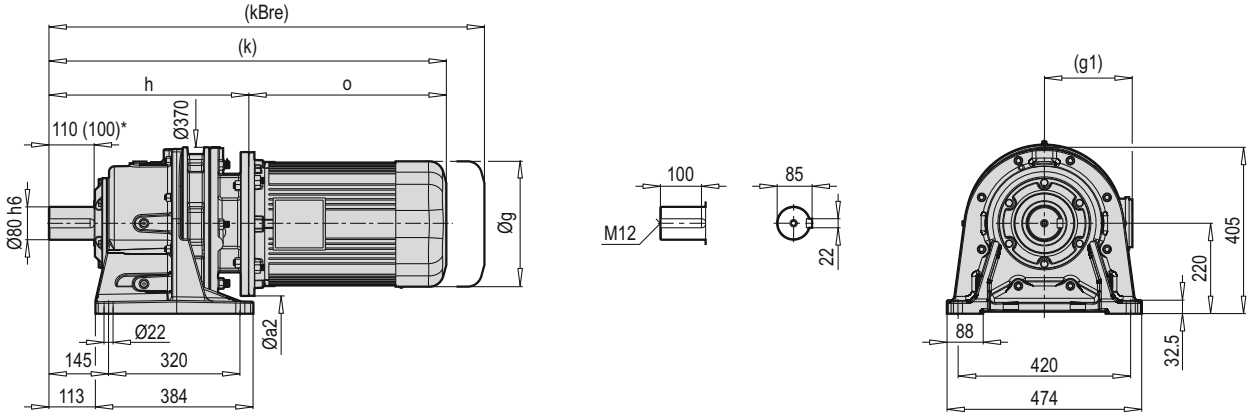

PCD 618 VXM

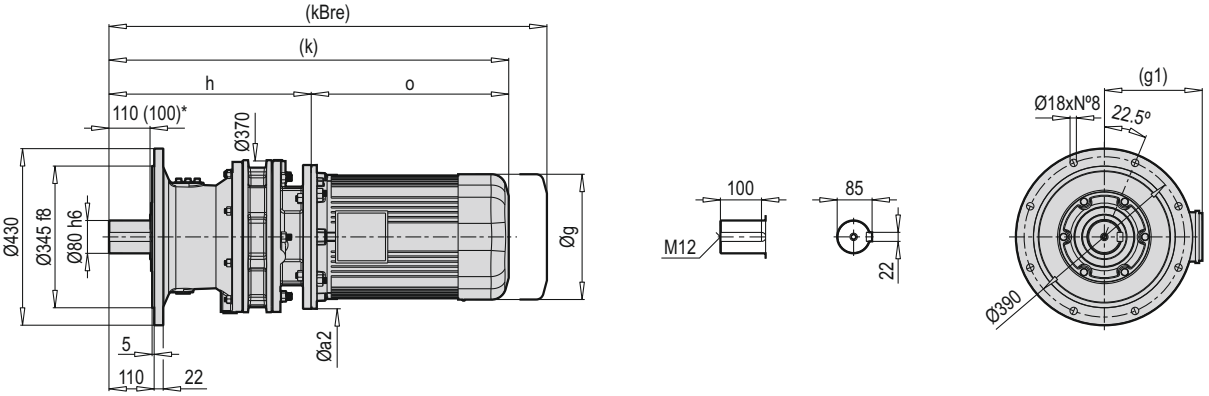

PCD 618 FXM

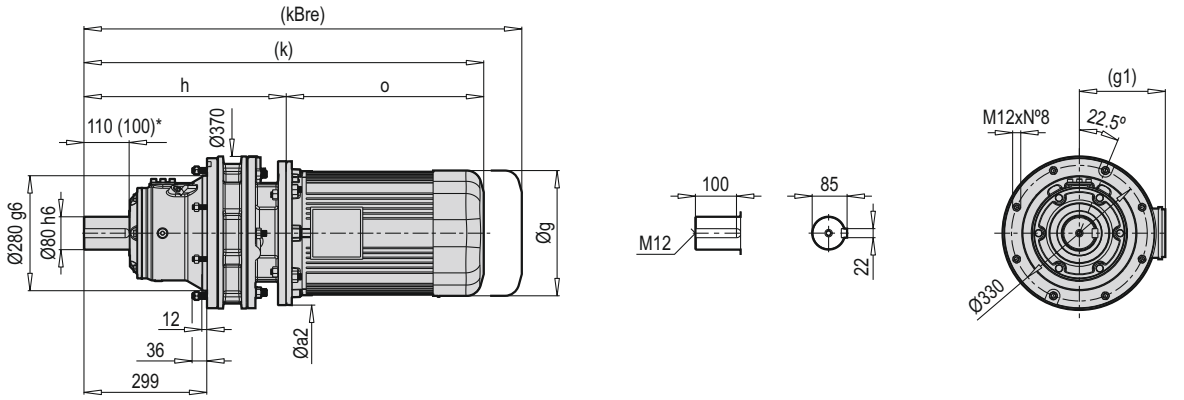

HXM VXM FXM	Øa2		g	g1	h		k		kBre		o	
	B5	B14			B5	B14	B5	B14	B5	B14	B5	B14
100	-	-	-	-	-	-	-	-	-	-	-	-
112	-	-	-	-	-	-	-	-	-	-	-	-
132	-	-	-	-	-	-	-	-	-	-	-	-
160	-	-	-	-	-	-	-	-	-	-	-	-
180	-	-	-	-	-	-	-	-	-	-	-	-
200	-	-	-	-	-	-	-	-	-	-	-	-

(*) M4 pozisyonu için verilmiştir. / (*) Given for position M4. / (*) Angegeben für Position M4. / (*) Dato per la posizione M4. / (*) Donné pour position M4. / (*) Dado para la posición M4.

PCD 618 HCM

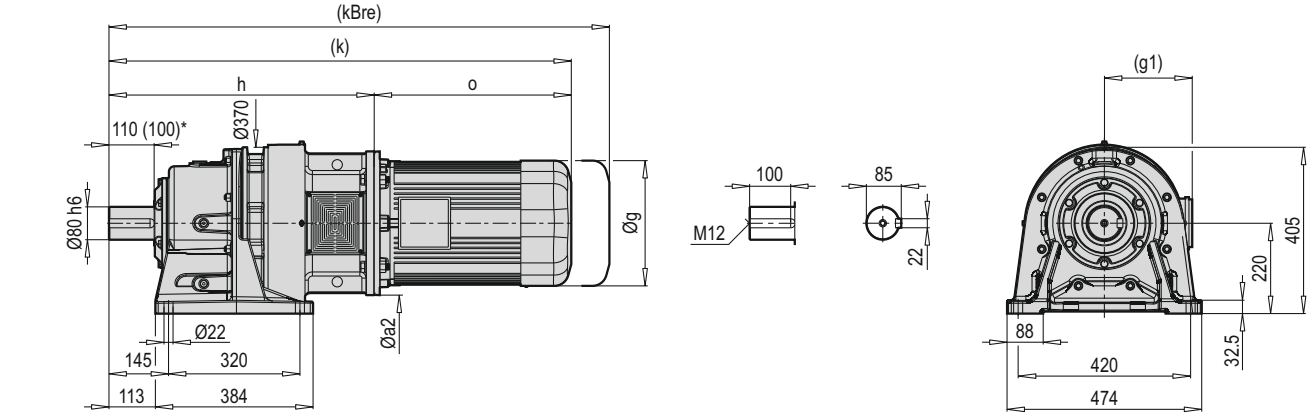

PCD 618 VCM

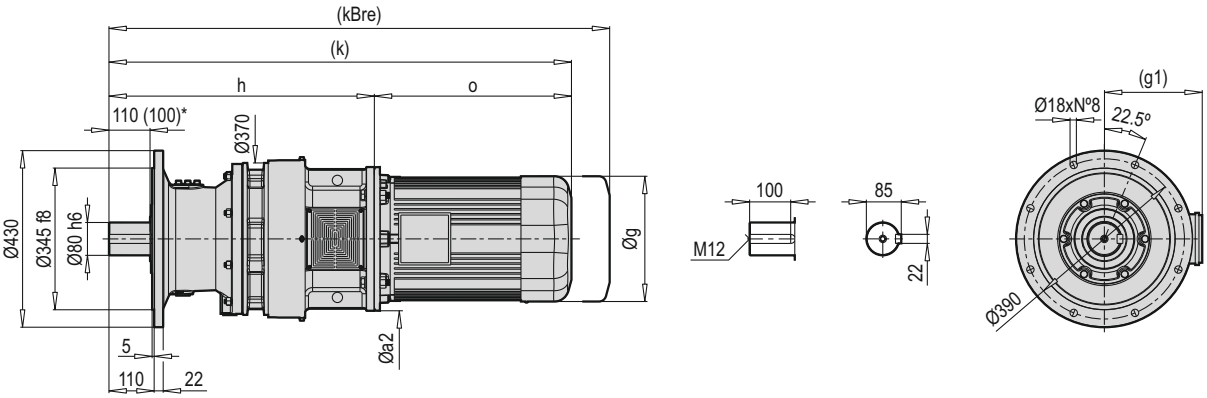

PCD 618 FCM

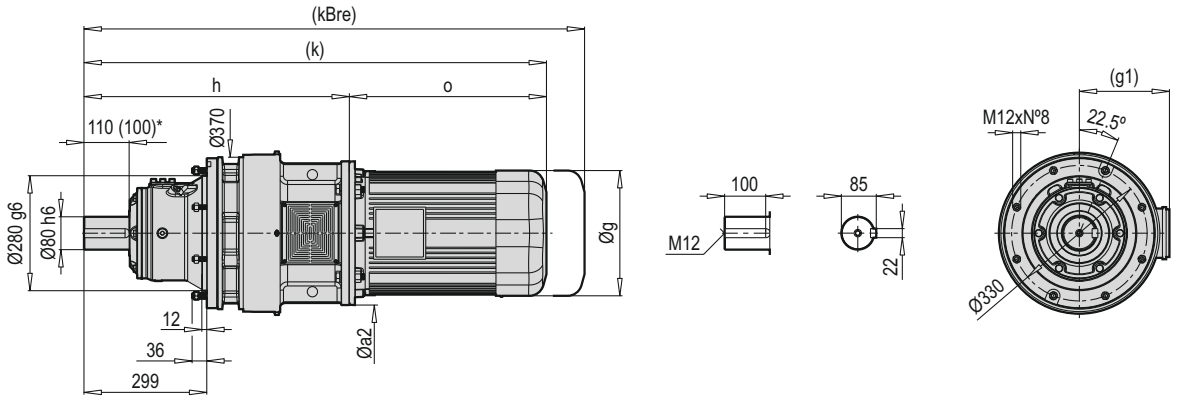

HCM VCM FCM	Øa2	g	g1	h	k	kBre	o
100	250	199	154.5	591	931	1014	340
112	250	219	158.5	591	927	1014	336
132	300	270	187	611	990	1131	379
160	350	321	214	646	1126	1232	480
180	350	363	249	646	1232	1350.5	586
200	400	363	249	646	1241.5	1360	595.5

(*) M4 pozisyonu için verilmiştir. / (*) Given for position M4. / (*) Angegeben für Position M4. / (*) Dato per la posizione M4. / (*) Donné pour position M4. / (*) Dado para la posición M4.

PCD 618 HX

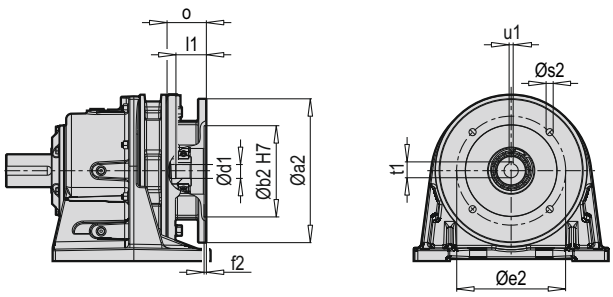

PCD 618 VX

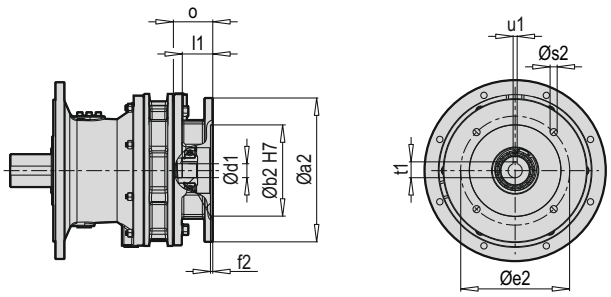

PCD 618 FX

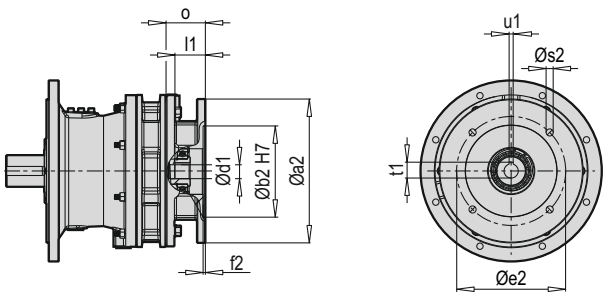

Tip / Type / Typ / Tipo / Type / Tipo	X B5	Øa2	Øb2	Øe2	f2	Øs2	Ød1	l1	t1	u1	o
PCD 618	100	-	-	-	-	-	-	-	-	-	-
	112	-	-	-	-	-	-	-	-	-	-
	132	-	-	-	-	-	-	-	-	-	-
	160	-	-	-	-	-	-	-	-	-	-
	180	-	-	-	-	-	-	-	-	-	-
	200	-	-	-	-	-	-	-	-	-	-

~ Kg			
PCD 618 X B5	H	V	F
100	-	-	-
112	-	-	-
132	-	-	-
160	-	-	-
180	-	-	-
200	-	-	-

Tip / Type / Typ / Tipo / Type / Tipo	X B14	Øa2	Øb2	Øe2	f2	Øs2	Ød1	l1	t1	u1	o
PCD 618	100	-	-	-	-	-	-	-	-	-	-
	112	-	-	-	-	-	-	-	-	-	-
	132	-	-	-	-	-	-	-	-	-	-

~ Kg			
PCD 618 X B14	H	V	F
100	-	-	-
112	-	-	-
132	-	-	-

PCD 618 HC

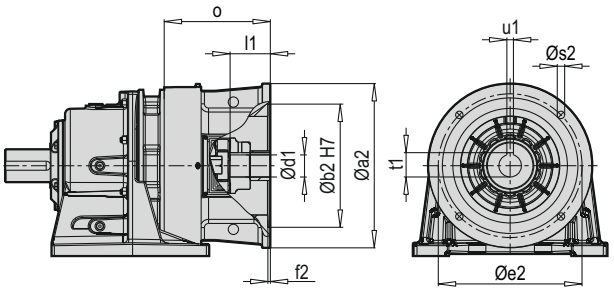

PCD 618 HW

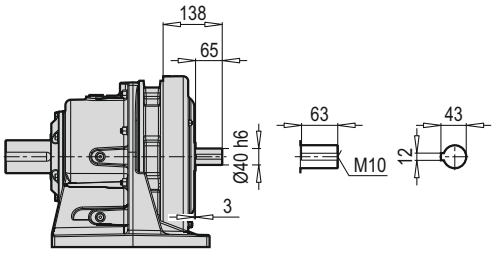

PCD 618 VC

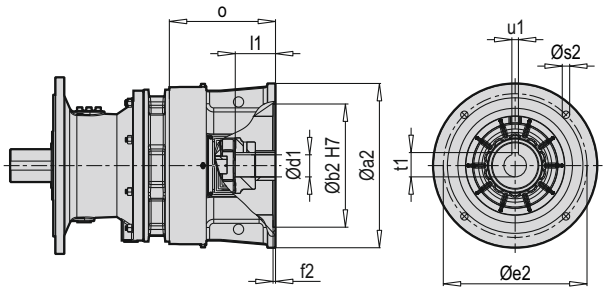

PCD 618 VW

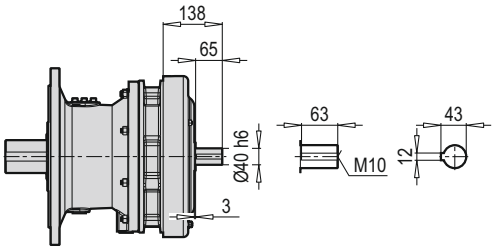

PCD 618 FC

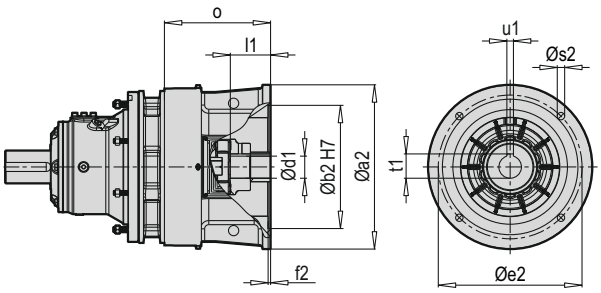

PCD 618 FW

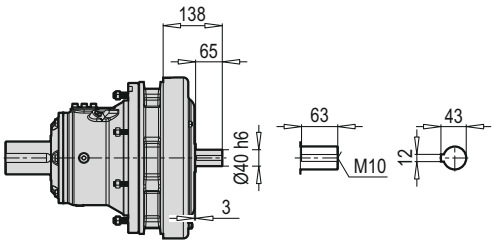

~ Kg			
PCD 618 W	H	V	F
	162	149	129

Tip / Type / Typ / Tipo / Type / Tipo	C B5	Øa2	Øb2	Øe2	f2	Øs2	Ød1	l1	t1	u1	o
PCD 618	100	250	180	215	6	14	28	78	31.3	8	183
	112	250	180	215	6	14	28	78	31.3	8	183
	132	300	230	265	6	14	38	78	41.3	10	203
	160	350	250	300	6	18	42	101	45.3	12	238
	180	350	250	300	6	18	48	108.5	51.8	14	238
	200	400	300	350	6	18	55	99	59.8	16	238

~ Kg			
PCD 618 C B5	H	V	F
100	185	172	152
112	185	172	152
132	186	173	153
160	192	179	159
180	192	179	159
200	199	186	166

PCD 619 HXM

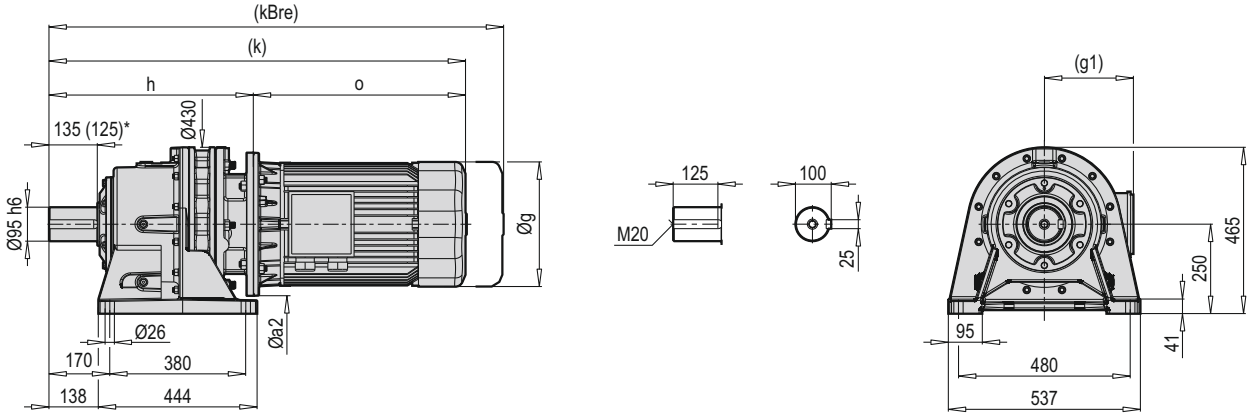

PCD 619 VXM

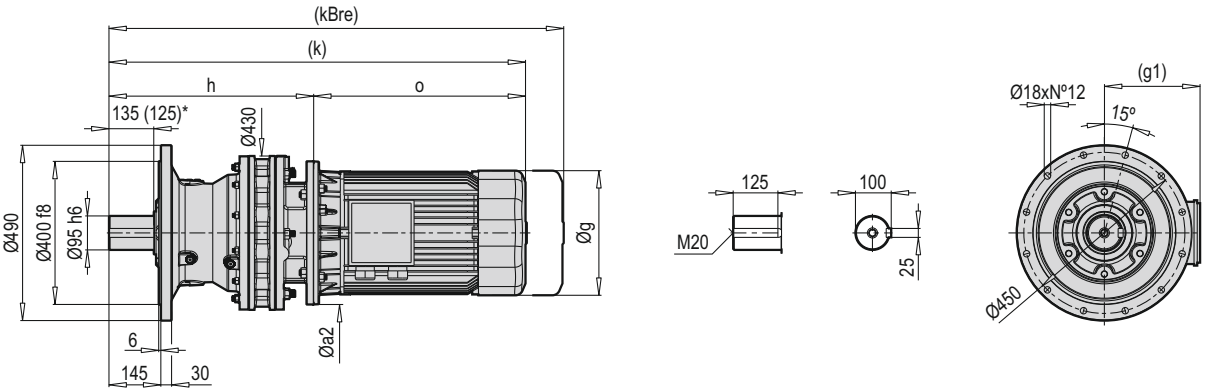

PCD 619 FXM

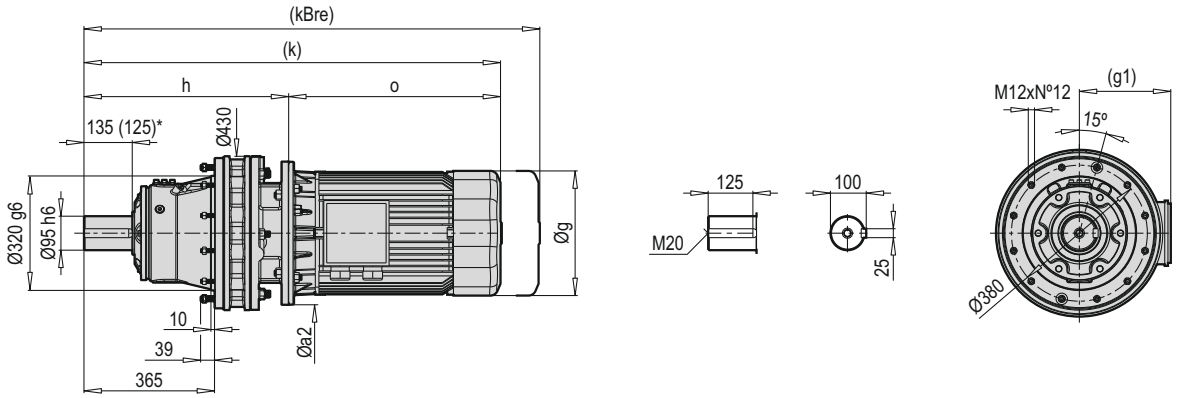

HXM VXM FXM	Øa2		g	g1	h		k		kBre		o	
	B5	B14			B5	B14	B5	B14	B5	B14	B5	B14
132	-	-	-	-	-	-	-	-	-	-	-	-
160	-	-	-	-	-	-	-	-	-	-	-	-
180	-	-	-	-	-	-	-	-	-	-	-	-
200	-	-	-	-	-	-	-	-	-	-	-	-

(*) M4 pozisyonu için verilmiştir. / (*) Given for position M4. / (*) Angegeben für Position M4. / (*) Dato per la posizione M4. / (*) Donné pour position M4. / (*) Dado para la posición M4.

PCD 619 HCM

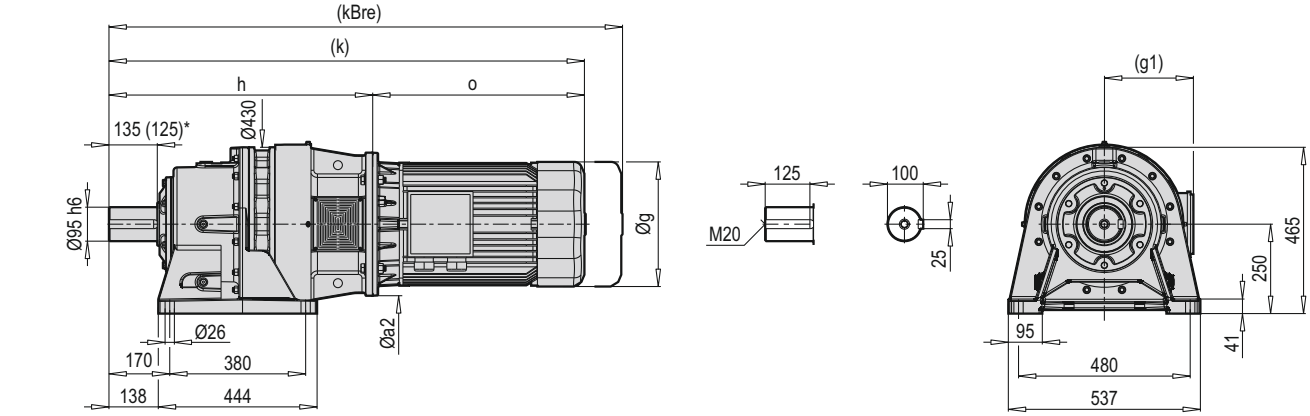

PCD 619 VCM

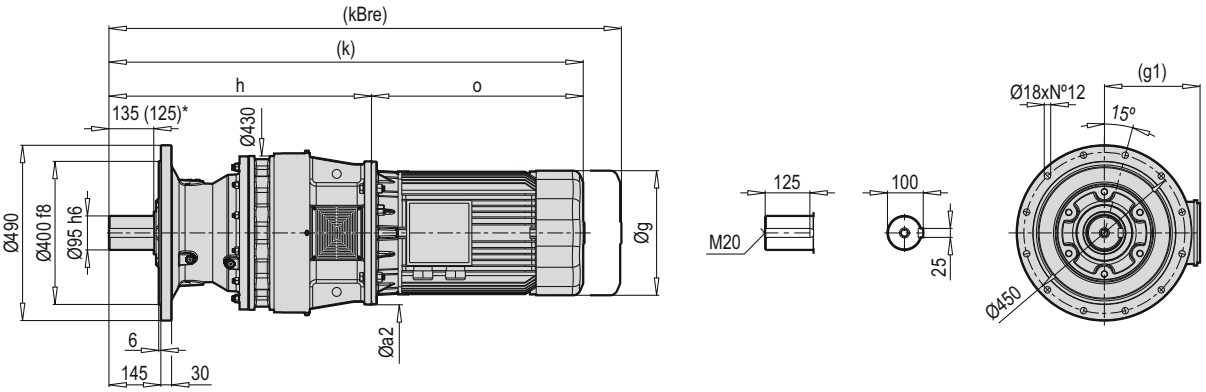

PCD 619 FCM

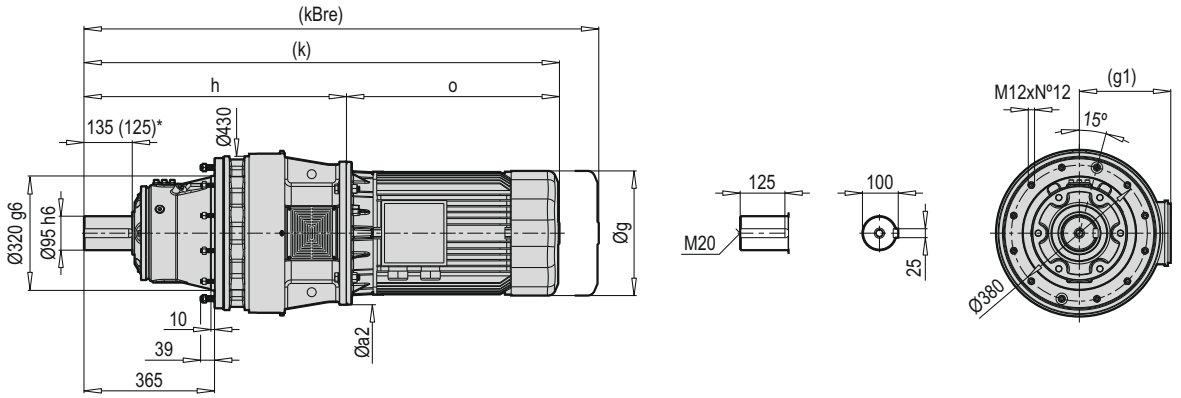

HCM VCM FCM	Øa2	g	g1	h	k	kBre	o
132	300	270	187	706	1085	1226	379
160	350	321	214	736.5	1216.5	1322.5	480
180	350	363	249	736.5	1322.5	1441	586
200	400	363	249	737.5	1333	1451.5	595.5
225	450	456	279	771	1396	1532	625

(*) M4 pozisyonu için verilmiştir. / (*) Given for position M4. / (*) Angegeben für Position M4. / (*) Dato per la posizione M4. / (*) Donné pour position M4. / (*) Dado para la posición M4.

PCD 619 HX

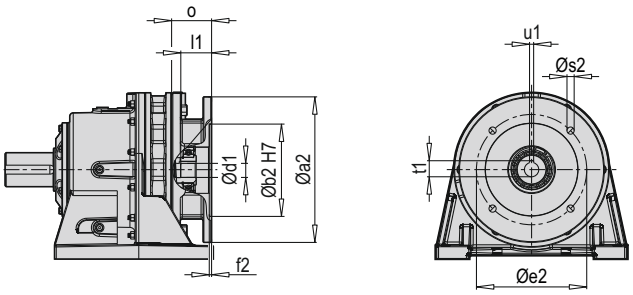

PCD 619 VX

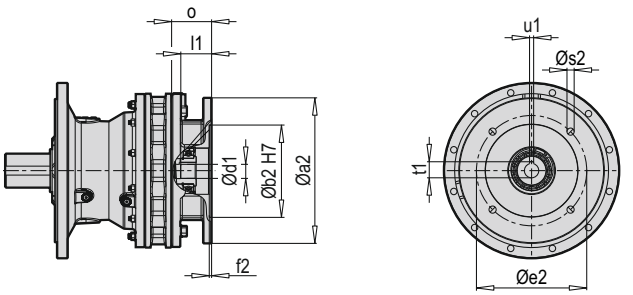

PCD 619 FX

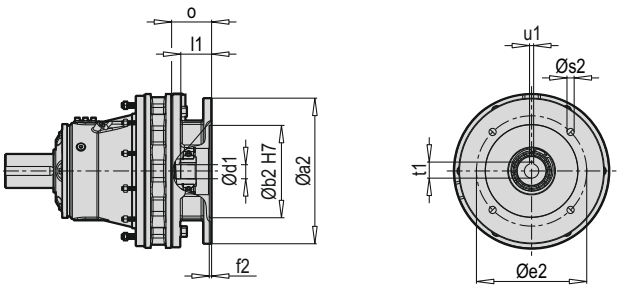

Tip / Type / Typ / Tipo / Type / Tipo	X B5	Øa2	Øb2	Øe2	f2	Øs2	Ød1	l1	t1	u1	o
PCD 619	132	-	-	-	-	-	-	-	-	-	-
	160	-	-	-	-	-	-	-	-	-	-
	180	-	-	-	-	-	-	-	-	-	-
	200	-	-	-	-	-	-	-	-	-	-

~ Kg			
PCD 619 X B5	H	V	F
132	-	-	-
160	-	-	-
180	-	-	-
200	-	-	-

Tip / Type / Typ / Tipo / Type / Tipo	X B14	Øa2	Øb2	Øe2	f2	Øs2	Ød1	l1	t1	u1	o
PCD 619	132	-	-	-	-	-	-	-	-	-	-

~ Kg			
PCD 619 X B14	H	V	F
132	-	-	-

PCD 619 HC

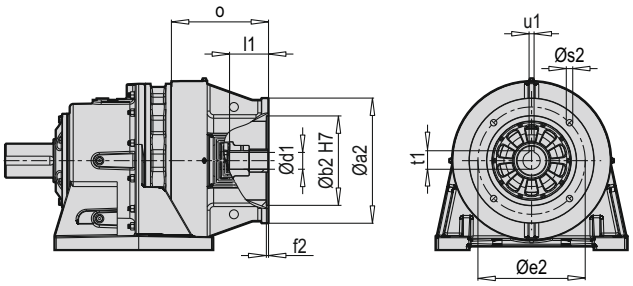

PCD 619 HW

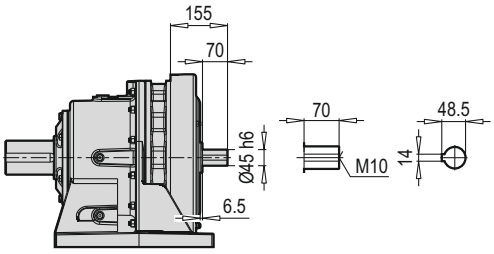

PCD 619 VC

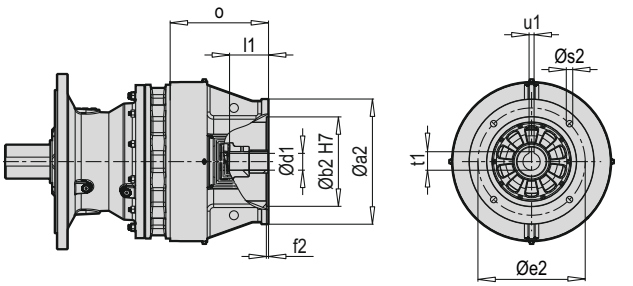

PCD 619 VW

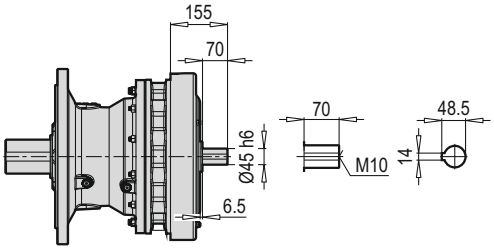

PCD 619 FC

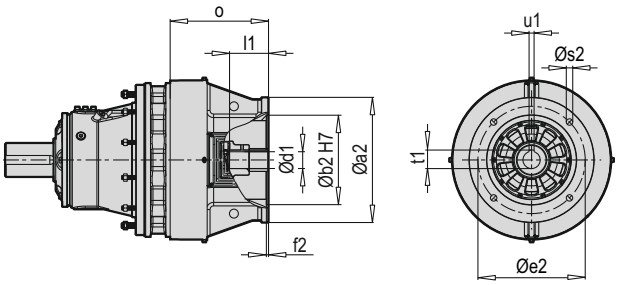

PCD 619 FW

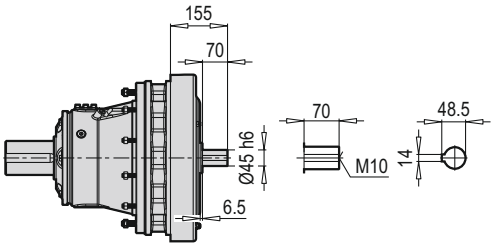

~ Kg			
PCD 619 W	H	V	F
	240	225	195

Tip / Type / Typ / Tipo / Type / Tipo	C B5	Øa2	Øb2	Øe2	f2	Øs2	Ød1	l1	t1	u1	o
PCD 619	132	300	230	265	6	14	38	81	41.3	10	220
	160	350	250	300	6	18	42	110	45.3	12	250.5
	180	350	250	300	6	18	48	109.5	51.8	14	250.5
	200	400	300	350	6	18	55	102.5	59.3	16	251.5
	225	450	350	400	7	18	60	135.5	64.4	18	285

~ Kg			
PCD 619 C B5	H	V	F
132	276	261	231
160	281	266	236
180	281	266	236
200	285	270	240
225	288	273	243

PCD 620 HXM

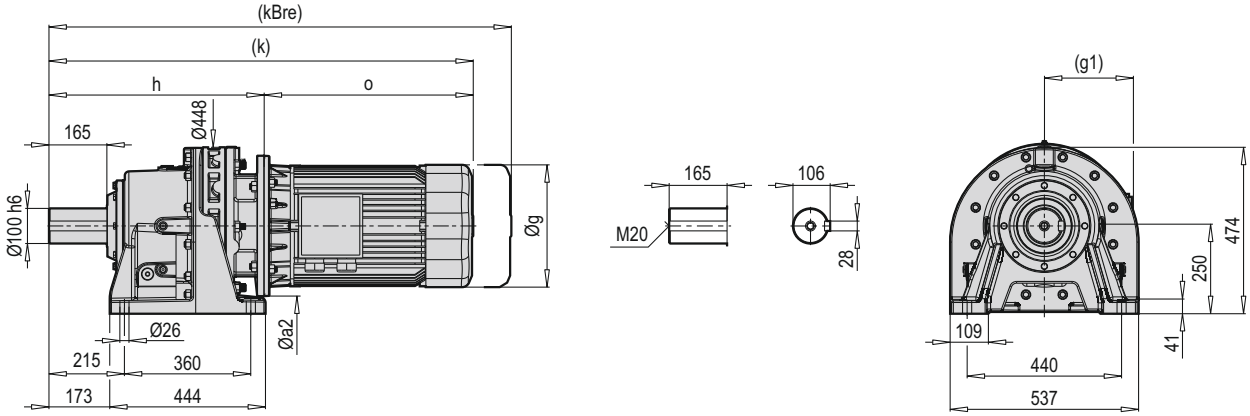

PCD 620 VXM

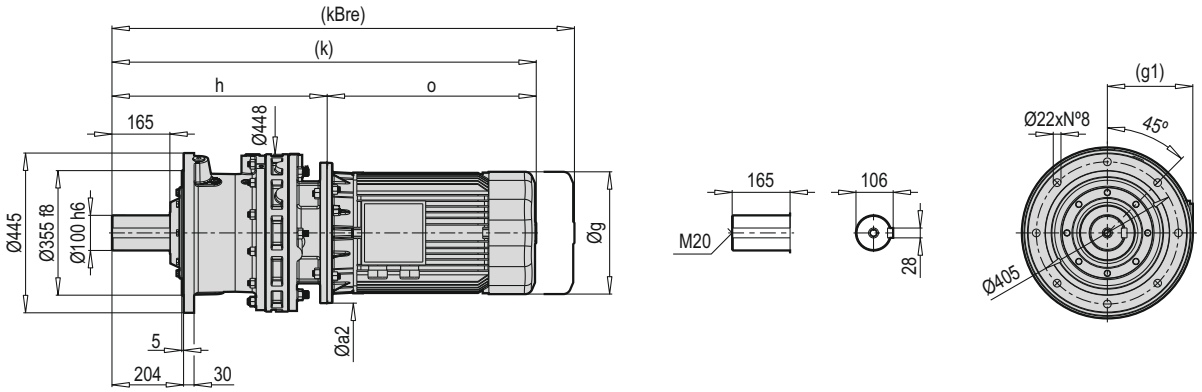

PCD 620 FXM

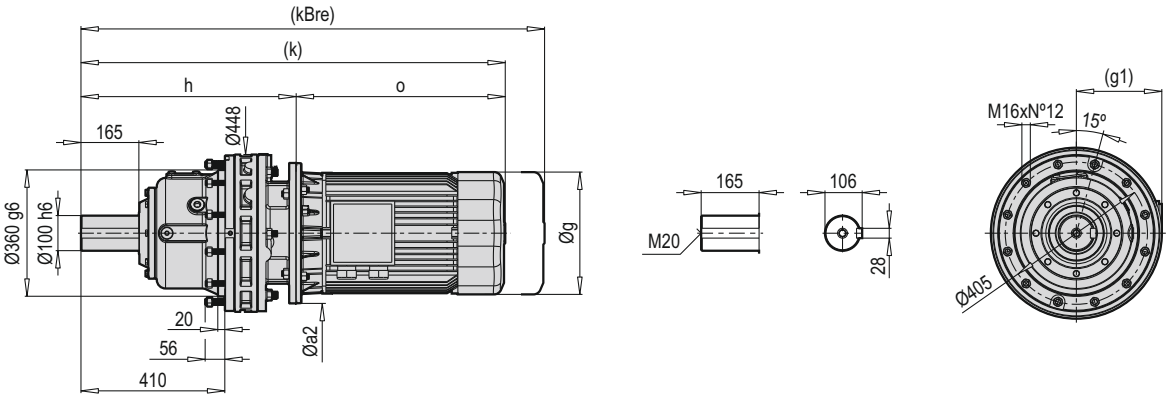

HXM VXM FXM	Øa2 B5	g	g1	h B5	k B5	kBre B5	o B5
160	-	-	-	-	-	-	-
180	-	-	-	-	-	-	-
200	-	-	-	-	-	-	-

PCD 620 HCM

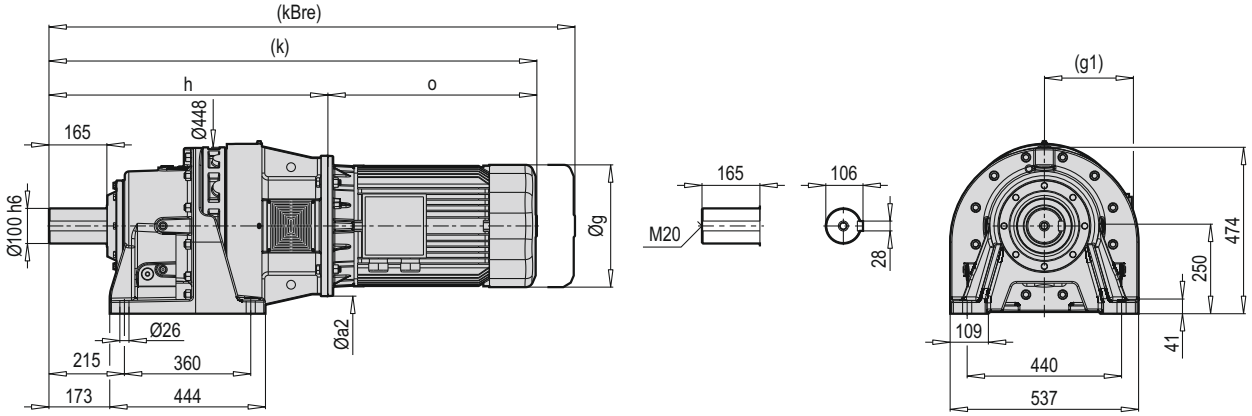

PCD 620 VCM

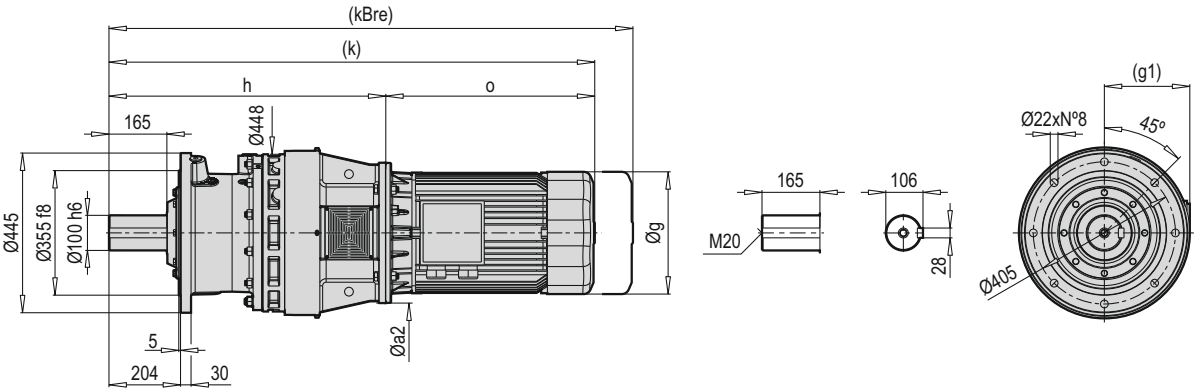

PCD 620 FCM

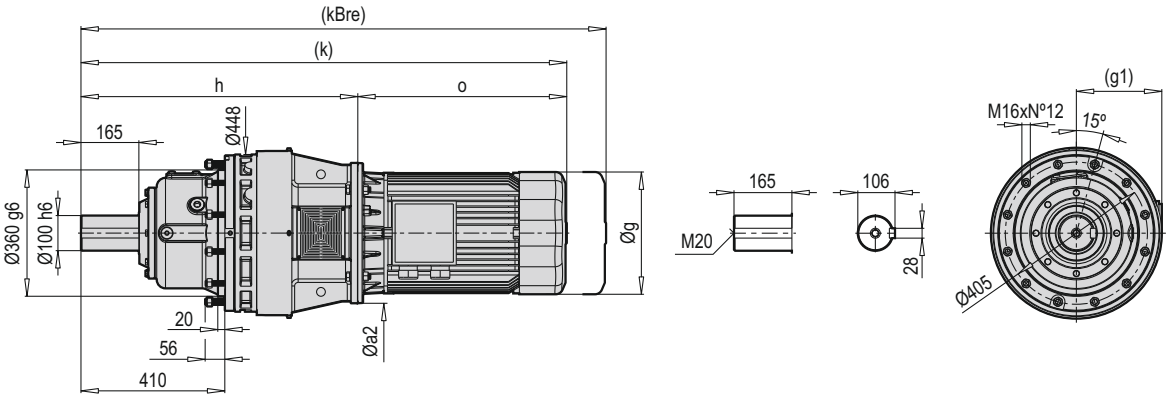

HCM VCM FCM	Øa2	g	g1	h	k	kBre	o
160	350	321	214	495	975	1081	480
180	350	363	249	495	1081	1199.5	586
200	400	363	249	495	1090.5	1209	595.5
225	450	456	279	825	1450	1586	625

PCD 620 HX

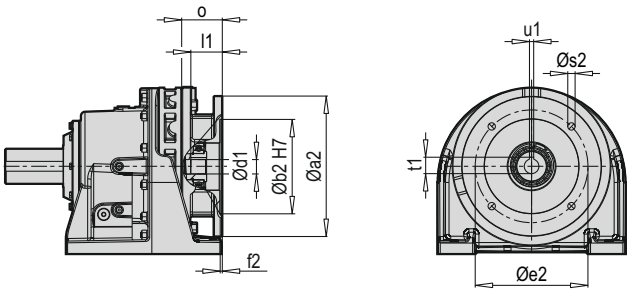

PCD 620 VX

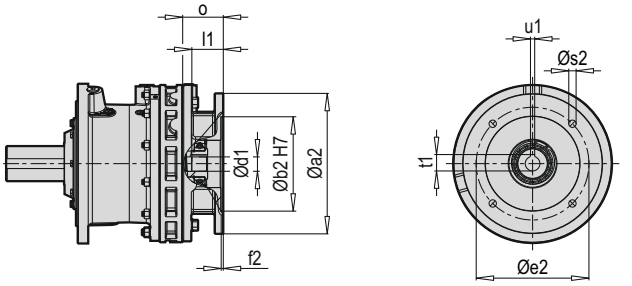

PCD 620 FX

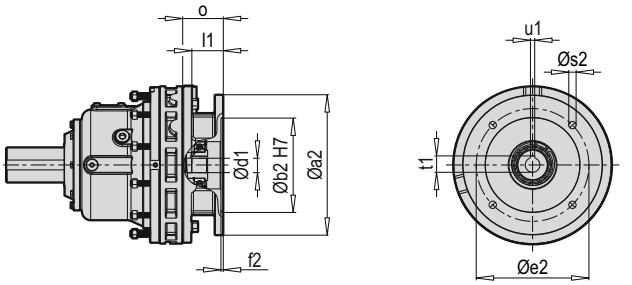

Tip / Type / Typ / Tipo / Type / Tipo	X B5	Øa2	Øb2	Øe2	f2	Øs2	Ød1	l1	t1	u1	o
PCD 620	160	-	-	-	-	-	-	-	-	-	-
	180	-	-	-	-	-	-	-	-	-	-
	200	-	-	-	-	-	-	-	-	-	-

~ Kg			
PCD 620 X B5	H	V	F
160	-	-	-
180	-	-	-
200	-	-	-

PCD 620 HC

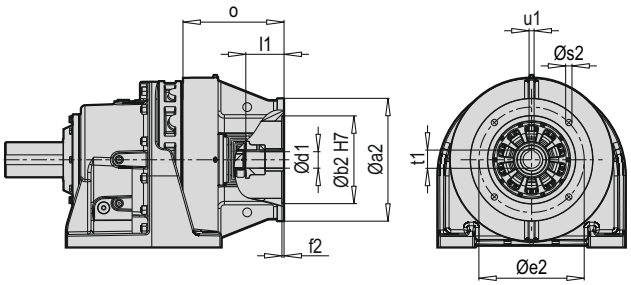

PCD 620 HW

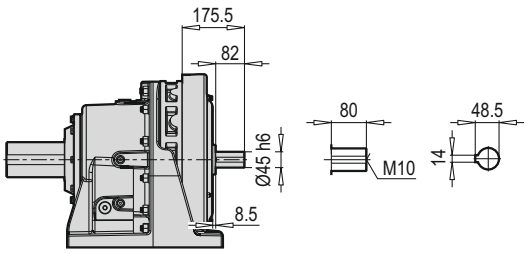

PCD 620 VC

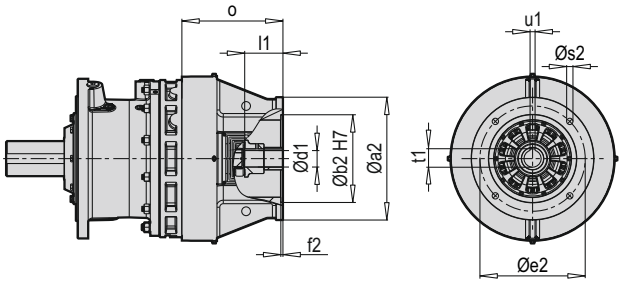

PCD 620 VW

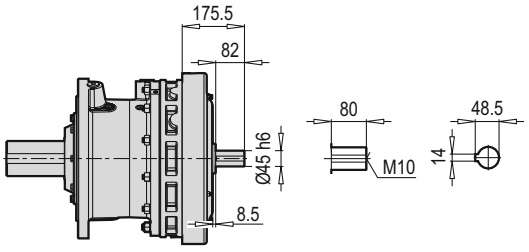

PCD 620 FC

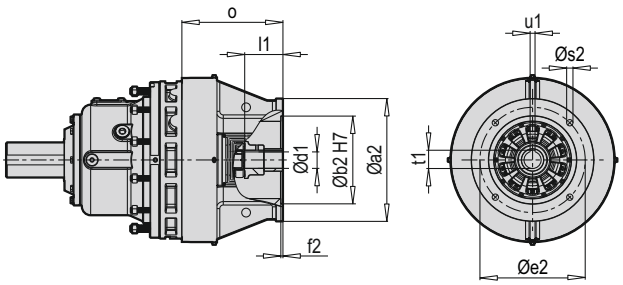

PCD 620 FW

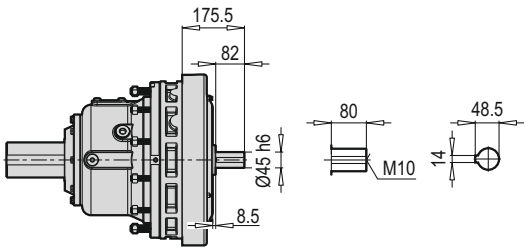

~ Kg			
PCD 620 W	H	V	F
620	256	244	229

Tip / Type / Typ / Tipo / Type / Tipo	C B5	Øa2	Øb2	Øe2	f2	Øs2	Ød1	l1	t1	u1	o
PCD 620	160	350	250	300	6	18	42	109	45.3	12	271
	180	350	250	300	6	18	48	109.5	51.8	14	271
	200	400	300	350	6	18	55	102.5	59.3	16	271
	225	450	350	400	6	18	60	135.5	64.4	18	301

~ Kg			
PCD 620 C B5	H	V	F
160	300	288	273
180	300	288	273
200	304	292	277
225	307	295	280

PCD 621 HXM

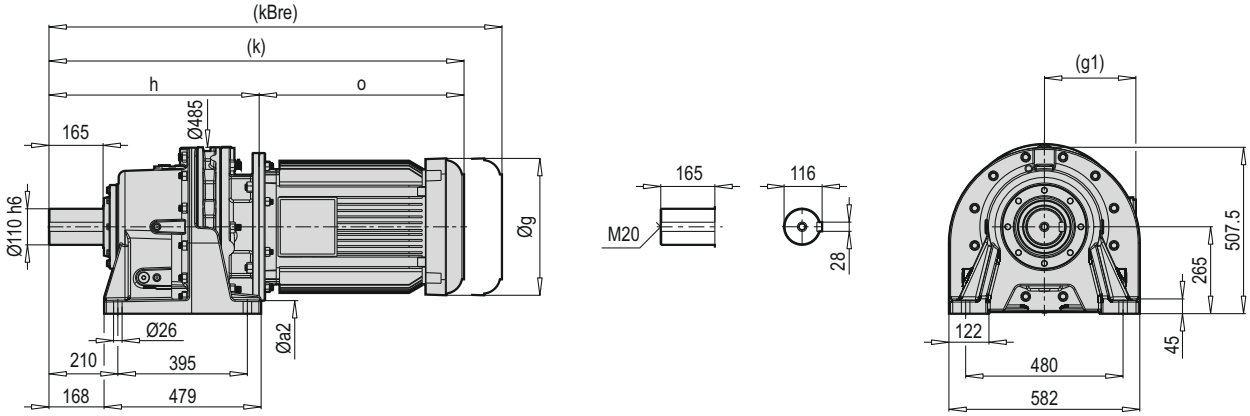

PCD 621 VXM

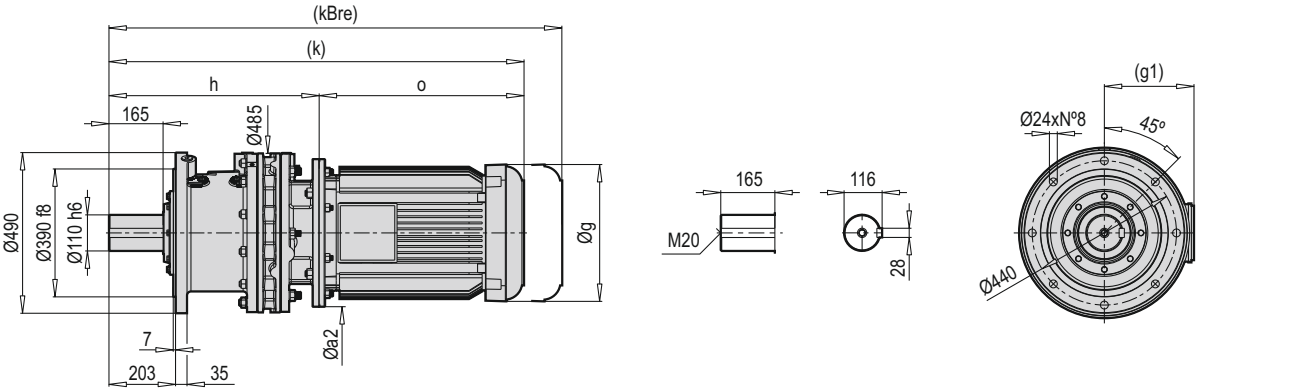

PCD 621 FXM

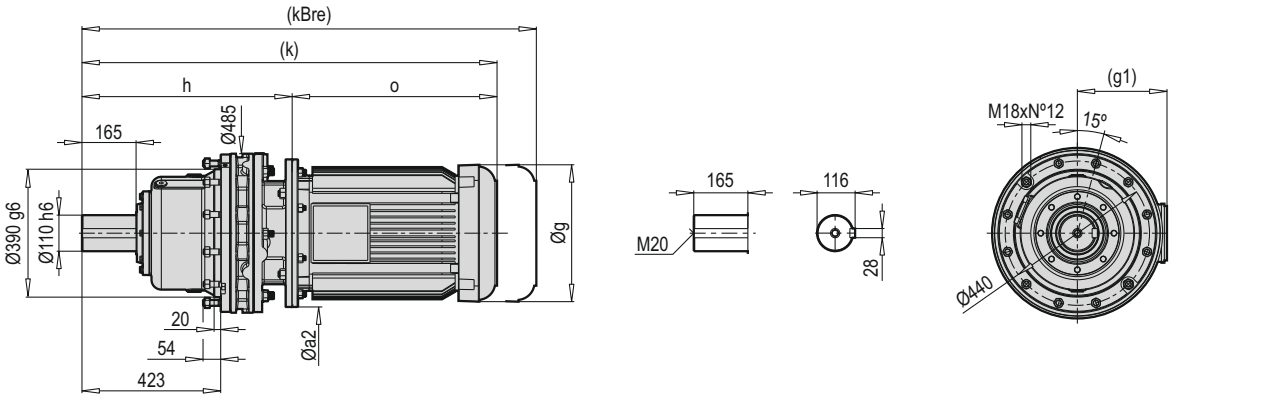

HXM VXM FXM	Øa2 B5	g	g1	h B5	k B5	kBre B5	o B5
160	-	-	-	-	-	-	-
180	-	-	-	-	-	-	-
200	-	-	-	-	-	-	-

PCD 621 HCM

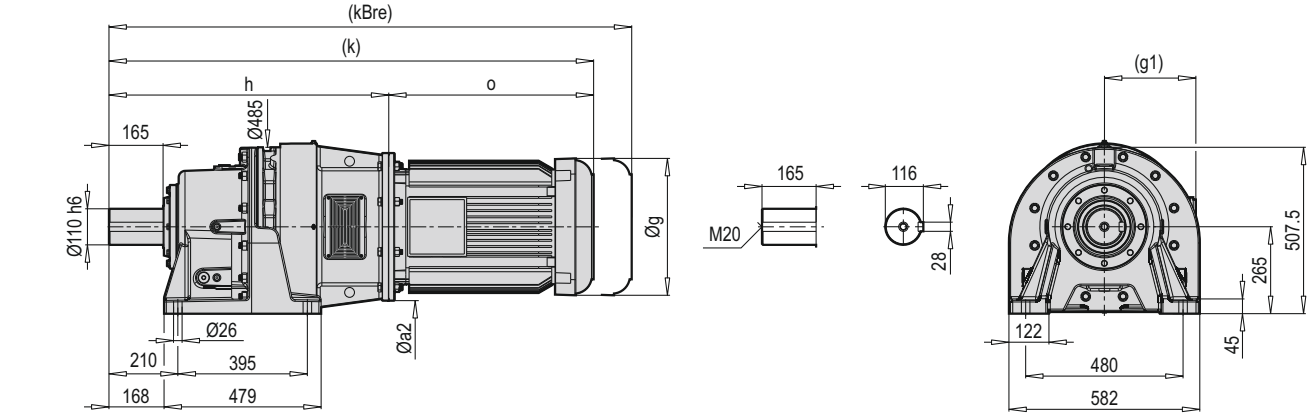

PCD 621 VCM

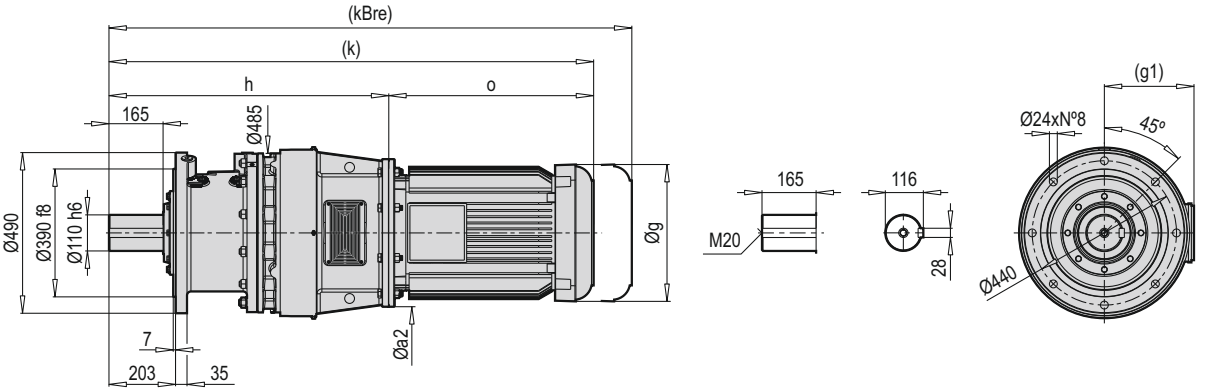

PCD 621 FCM

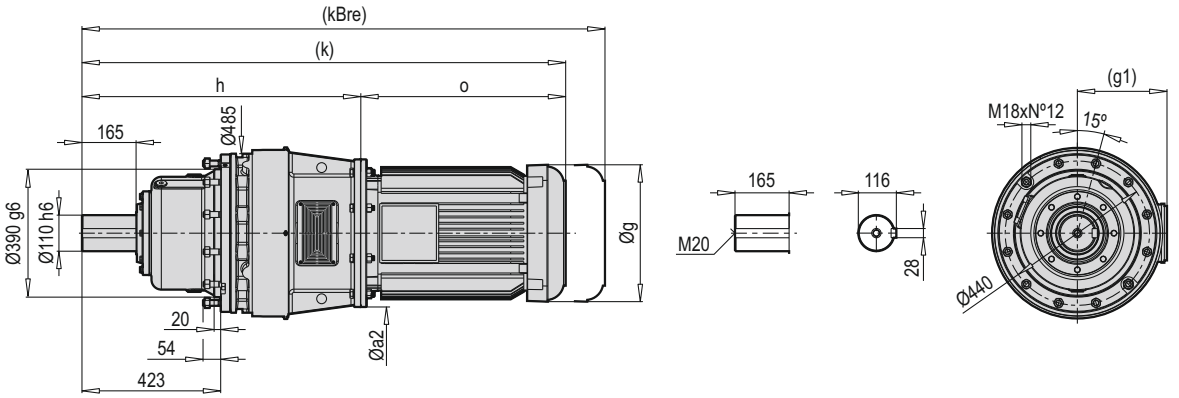

HCM VCM FCM	Øa2	g	g1	h	k	kBre	o
160	350	321	214	822	1302	1408	480
180	350	363	249	822	1408	1526.5	586
200	400	363	249	823	1418.5	1537	595.5
225	450	456	279	853	1478	1614	625
250	550	489	327	853	1666	1849	813
280	550	489	372	853	1741.5	-	888.5

PCD 621 HX

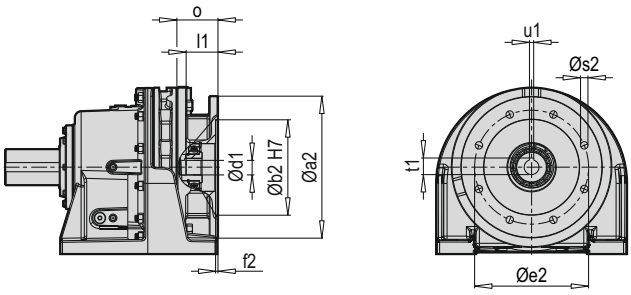

PCD 621 VX

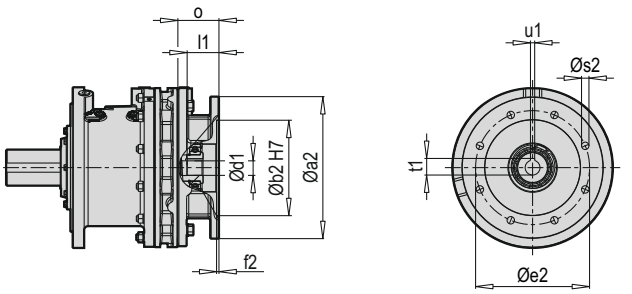

PCD 621 FX

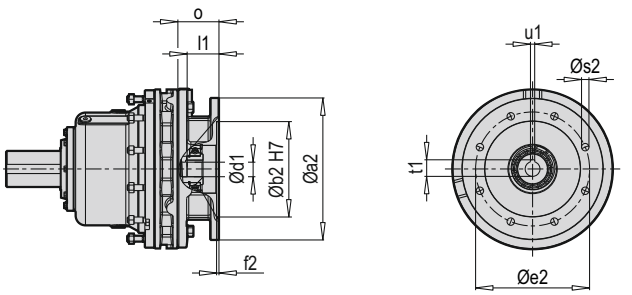

Tip / Type / Typ / Tipo / Type / Tipo	X B5	Øa2	Øb2	Øe2	f2	Øs2	Ød1	l1	t1	u1	o
PCD 621	160	-	-	-	-	-	-	-	-	-	-
	180	-	-	-	-	-	-	-	-	-	-
	200	-	-	-	-	-	-	-	-	-	-

~ Kg			
PCD 621 X B5	H	V	F
160	-	-	-
180	-	-	-
200	-	-	-

PCD 621 HC

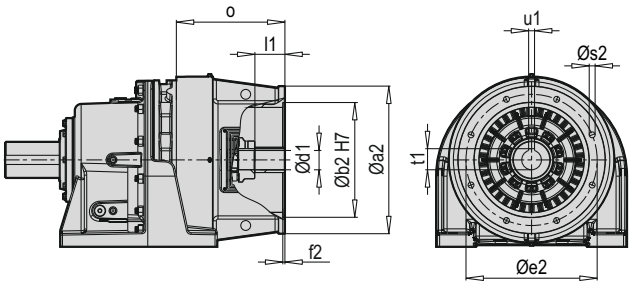

PCD 621 HW

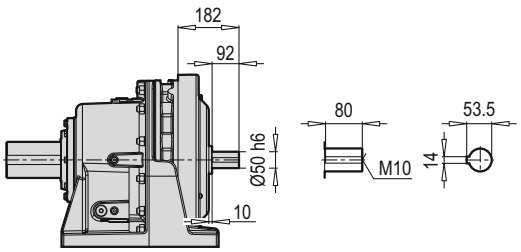

PCD 621 VC

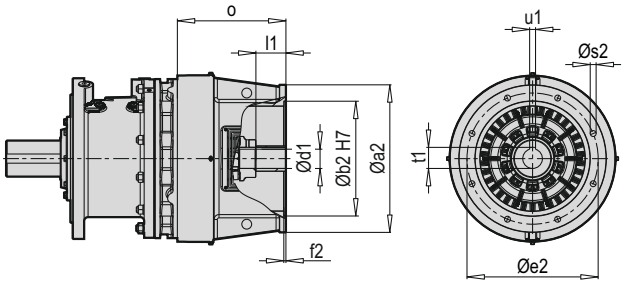

PCD 621 VW

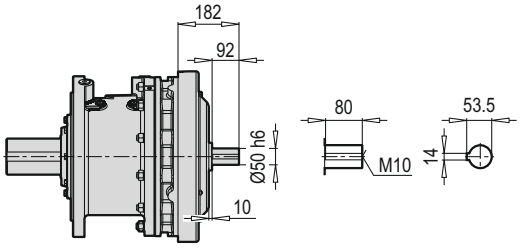

PCD 621 FC

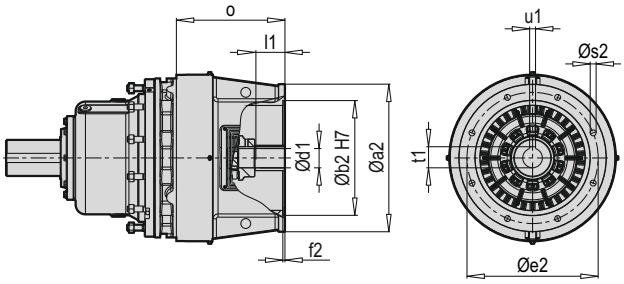

PCD 621 FW

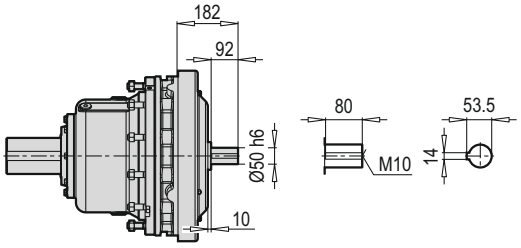

~ Kg			
PCD 621 W	H	V	F
	336	314	295

Tip / Type / Typ / Tipo / Type / Tipo	C B5	Øa2	Øb2	Øe2	f2	Øs2	Ød1	l1	t1	u1	o
PCD 621	160	350	250	300	6	18	42	85	45.3	12	273
	180	350	250	300	6	18	48	110.5	51.8	14	273
	200	400	300	350	6	18	55	111	59.3	16	274
	225	450	350	400	6	18	60	141.5	64.4	18	304
	250	550	450	500	6	18	65	116	69.4	18	304
	280	550	450	500	6	18	75	116	79.9	20	304

~ Kg			
PCD 621 C B5	H	V	F
160	391	369	350
180	391	369	350
200	395	373	354
225	396	374	355
250	403	381	362
280	403	381	362

PCD 622 HXM

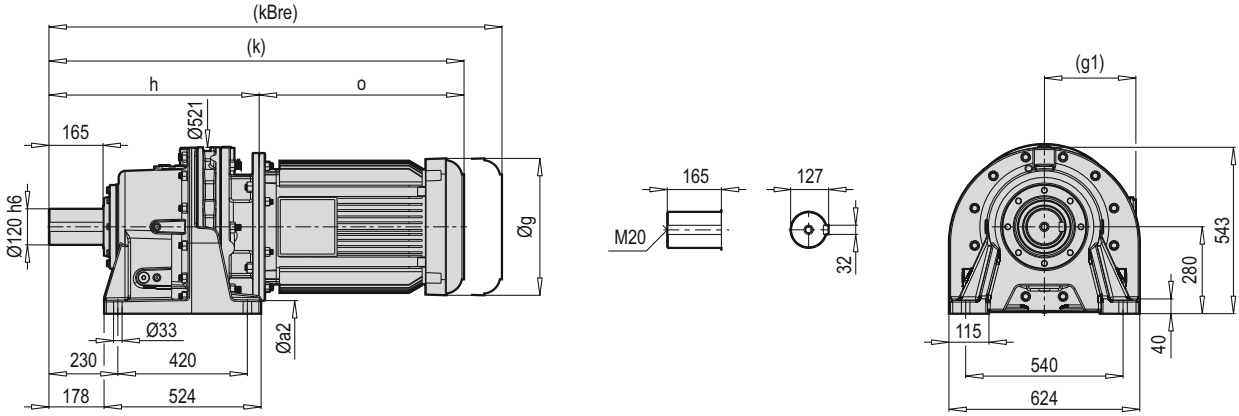

PCD 622 VXM

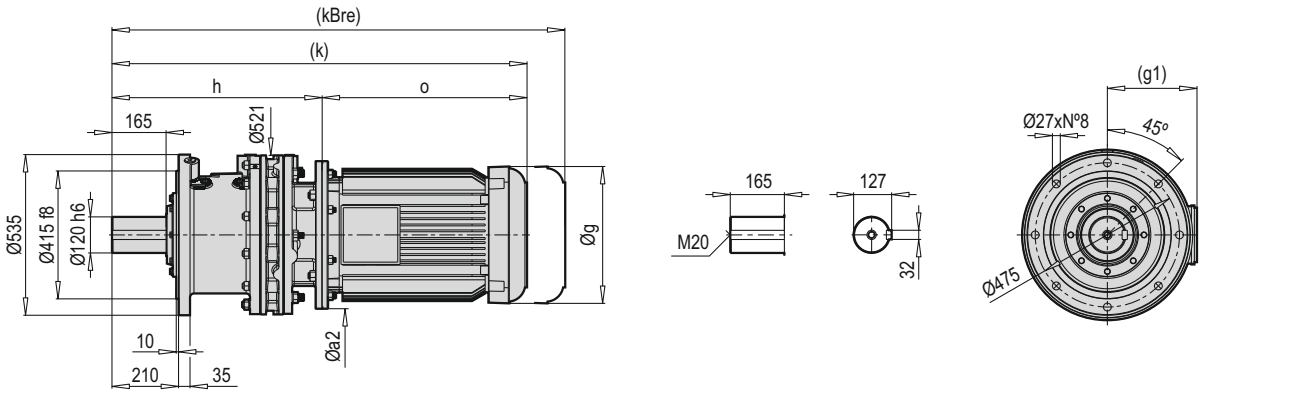

PCD 622 FXM

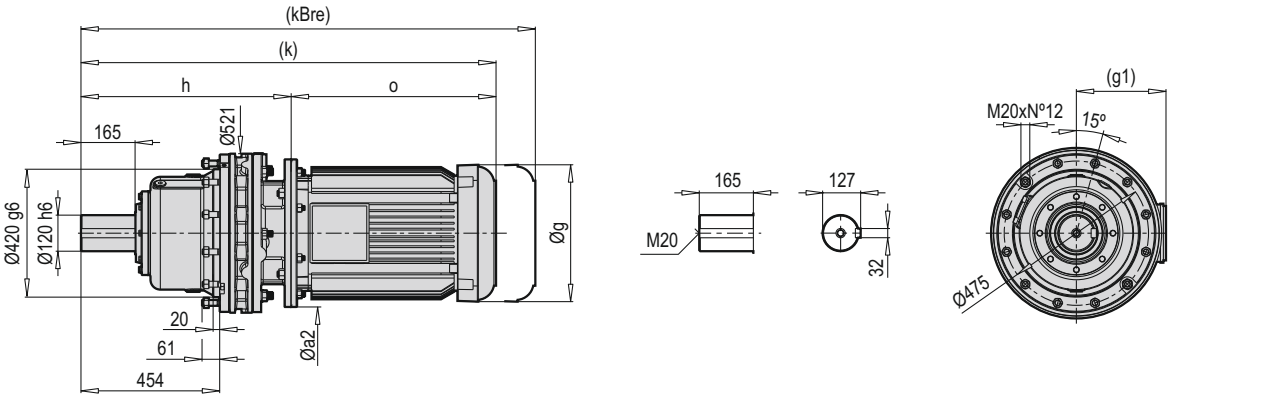

HXM VXM FXM	Øa2		g	g1	h		k		kBre		o	
	B5	B14			B5	B14	B5	B14	B5	B14	B5	B14
180	-	-	-	-	-	-	-	-	-	-	-	-
200	-	-	-	-	-	-	-	-	-	-	-	-

PCD 622 HCM

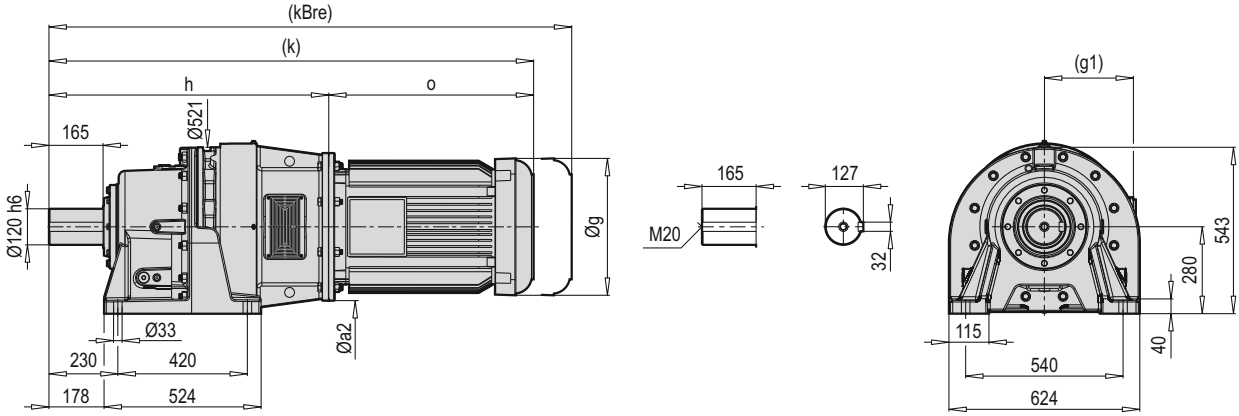

PCD 622 VCM

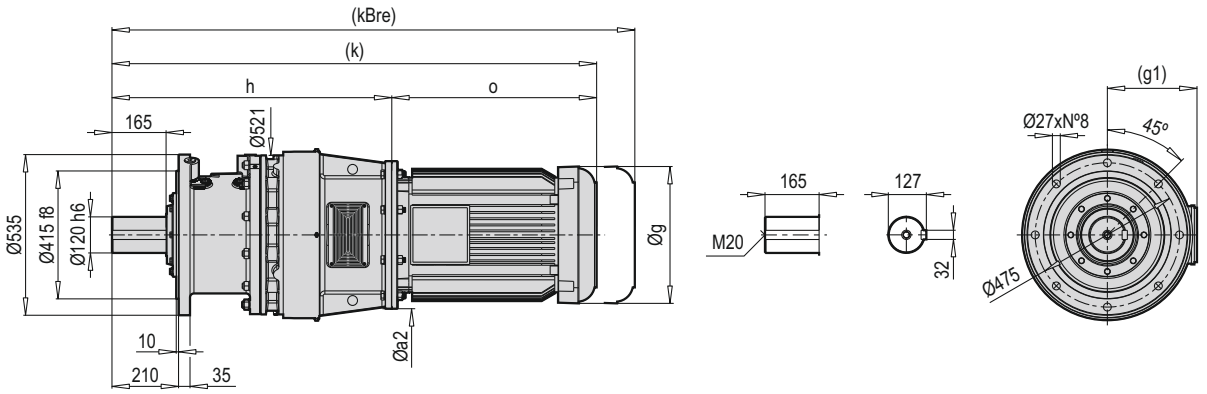

PCD 622 FCM

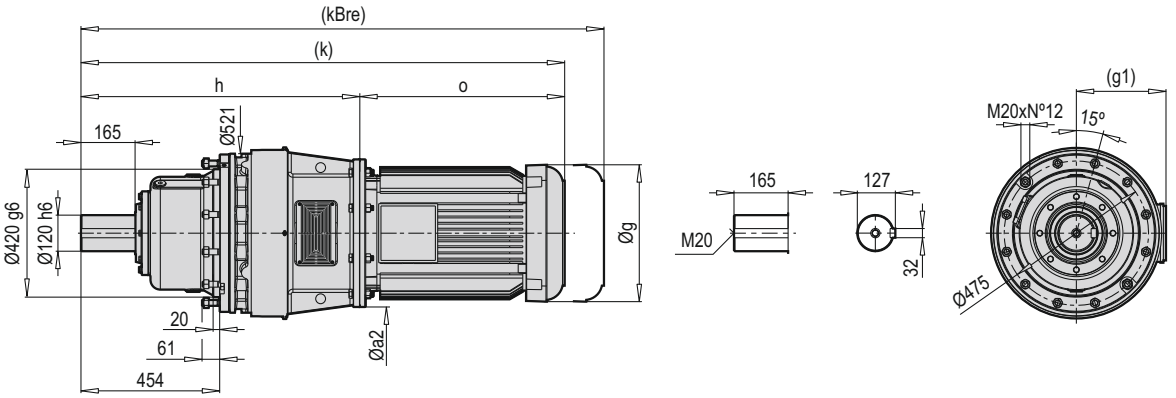

HCM VCM FCM	Øa2	g	g1	h	k	kBre	o
180	400	363	249	866	1452	1570.5	586
200	450	363	249	896	1491.2	1610	595.5
225	550	456	279	897	1522	1657	625
250	550	489	327	896	1709	1889	813
280	550	489	372	896	1784.5	-	888.5

PCD 622 HX

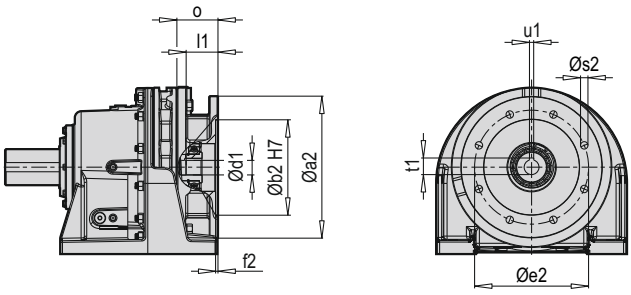

PCD 622 VX

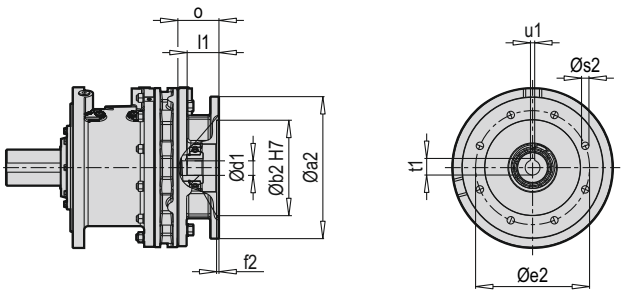

PCD 622 FX

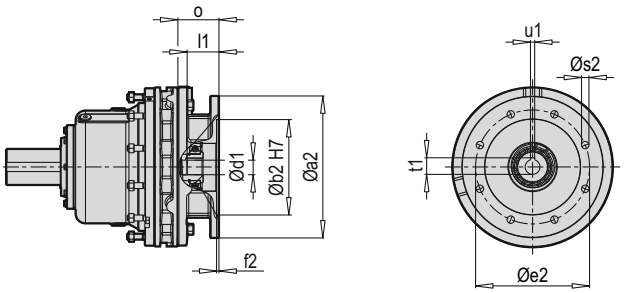

Tip / Type / Typ / Tipo / Type / Tipo	X B5	Øa2	Øb2	Øe2	f2	Øs2	Ød1	l1	t1	u1	o
PCD 622	180	-	-	-	-	-	-	-	-	-	-
	200	-	-	-	-	-	-	-	-	-	-

~ Kg			
PCD 622 X B5	H	V	F
180	-	-	-
200	-	-	-

PCD 622 HC

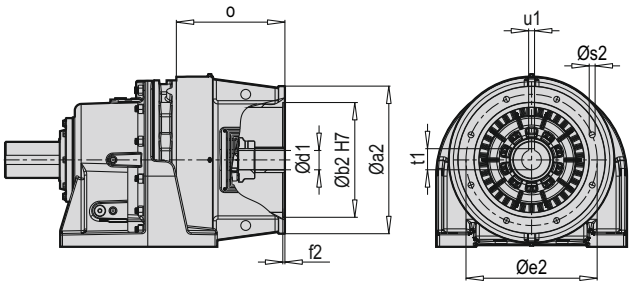

PCD 622 HW

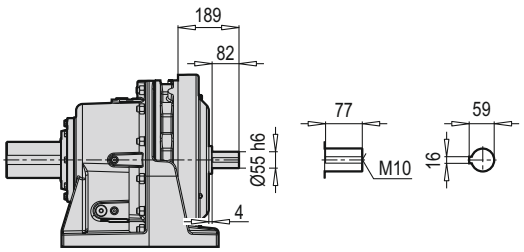

PCD 622 VC

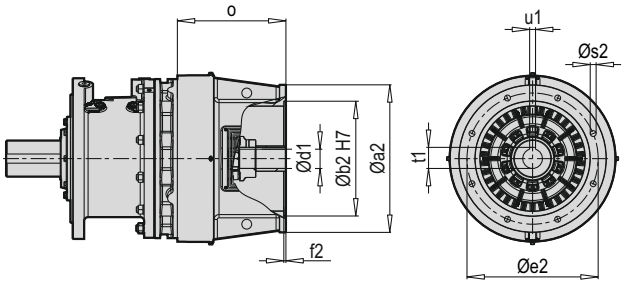

PCD 622 VW

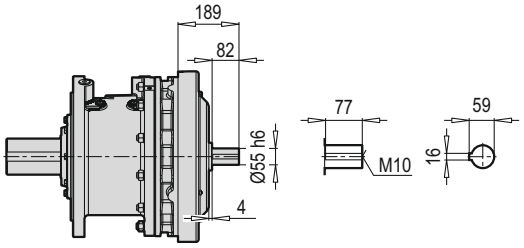

PCD 622 FC

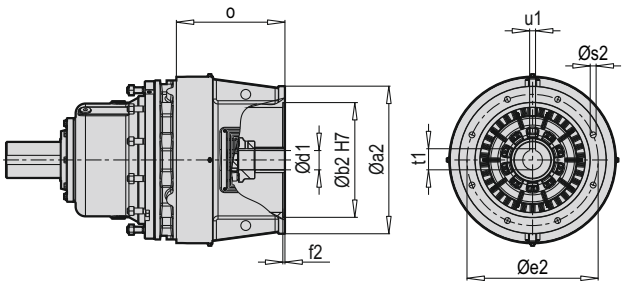

PCD 622 FW

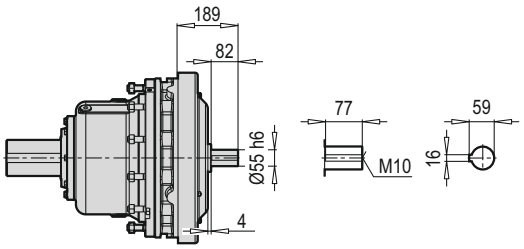

~ Kg			
PCD 622 W	H	V	F
	412	399	399

Tip / Type / Typ / Tipo / Type / Tipo	C B5	Øa2	Øb2	Øe2	f2	Øs2	Ød1	t1	u1	o
PCD 622	180	400	300	350	7	19	48	51.8	14	300
	200	450	350	400	7	19	55	59.3	14	300
	225	550	450	500	7	19	60	64.4	18	330
	250	550	450	500	7	19	65	69.4	18	330
	280	550	450	500	7	19	75	79.9	-	330

~ Kg			
PCD 622 C B5	H	V	F
180	472	459	459
200	477	464	464
225	482	469	469
250	497	484	484
280	497	484	484

PCD 623 HCM

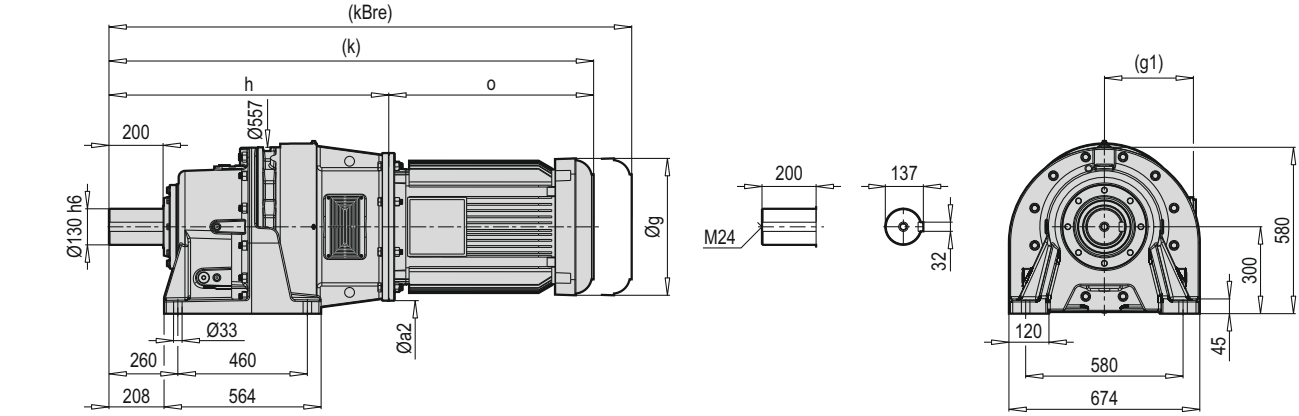

PCD 623 VCM

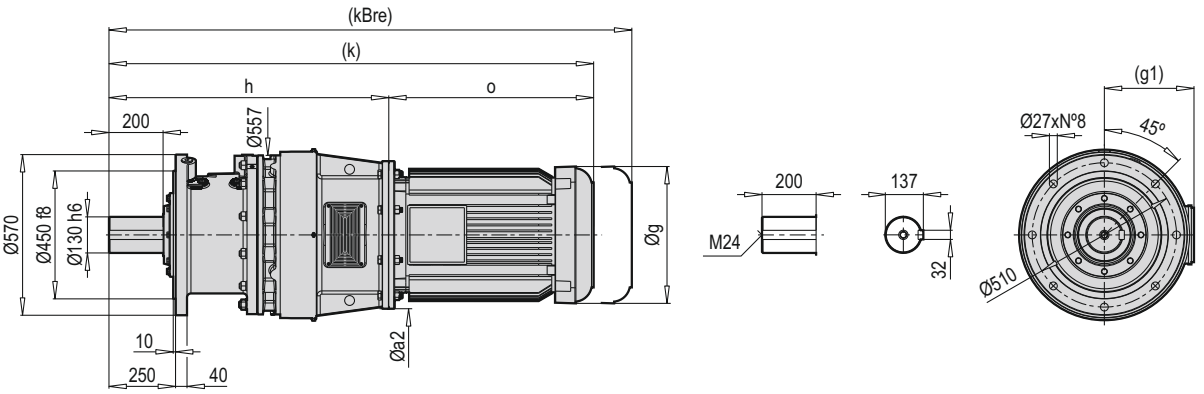

PCD 623 FCM

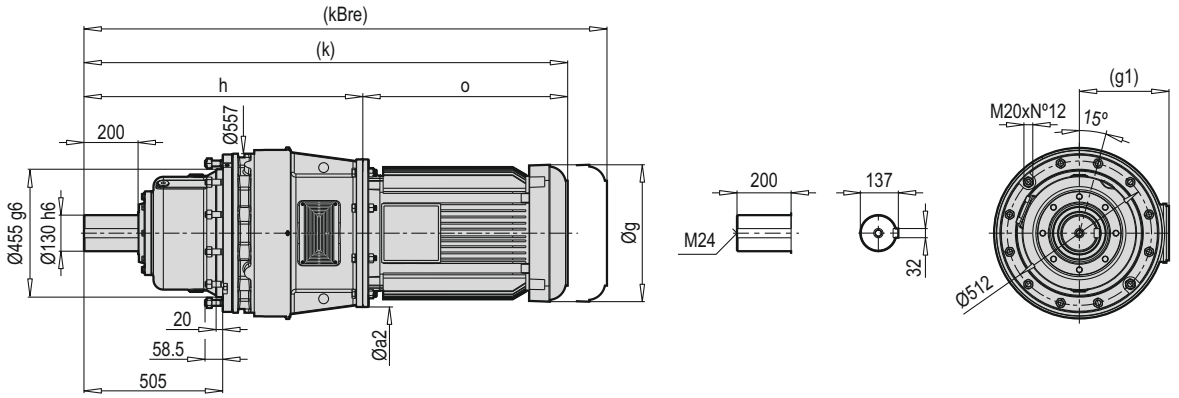

HCM VCM FCM	Øa2	g	g1	h	k	kBre	o
180	400	363	249	953	1539	1657.5	586
200	450	363	249	984	1579.5	1698	595.5
225	550	456	279	984	1609	1745	625

PCD 623 HC

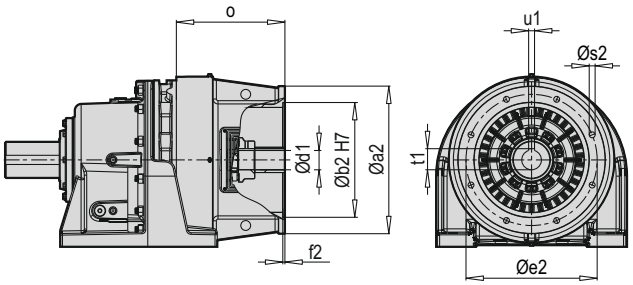

PCD 623 HW

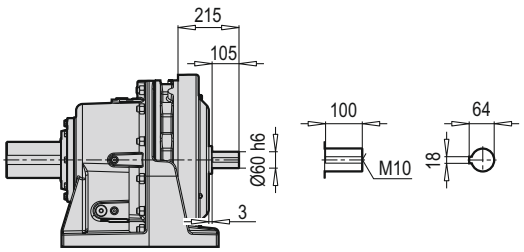

PCD 623 VC

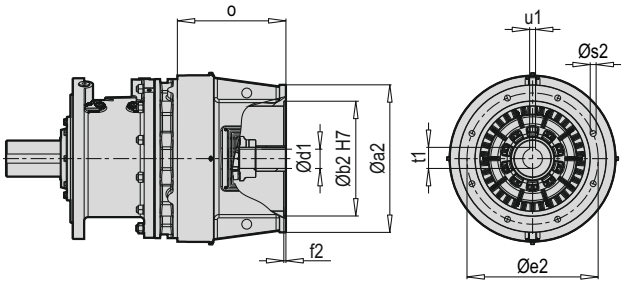

PCD 623 VW

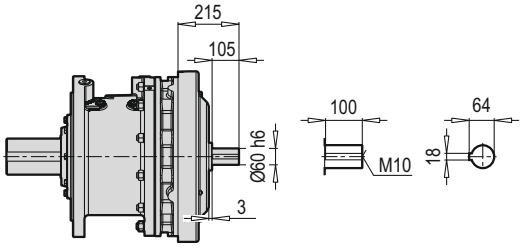

PCD 623 FC

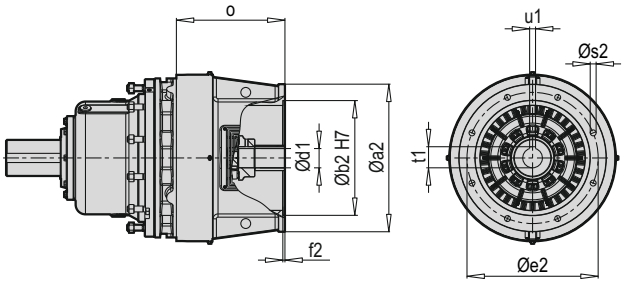

PCD 623 FW

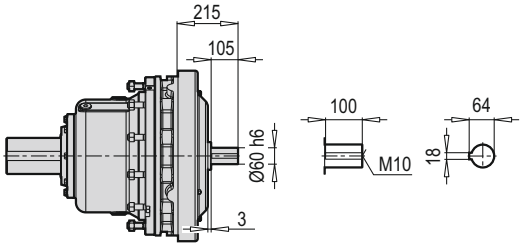

~ Kg			
PCD 623 W	H	V	F
	503	474	430

Tip / Type / Typ / Tipo / Type / Tipo	C B5	Øa2	Øb2	Øe2	f2	Øs2	Ød1	t1	u1	o
PCD 623	180	400	300	350	7	19	48	51.8	14	-
	200	450	350	400	7	19	55	59.3	14	325
	225	550	450	500	7	19	60	64.4	18	355

~ Kg			
PCD 623 C B5	H	V	F
180	-	-	-
200	578	549	505
225	588	559	515

PCD 624 HCM

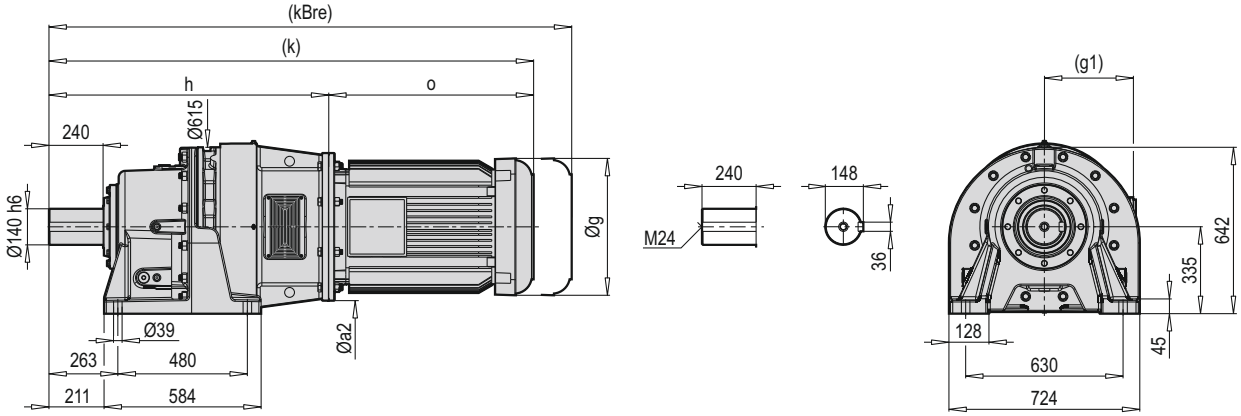

PCD 624 VCM

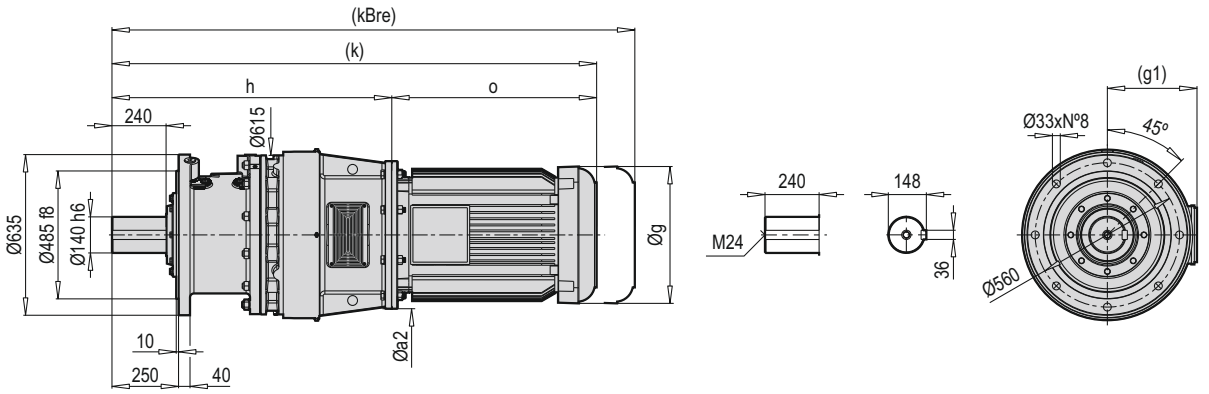

PCD 624 FCM

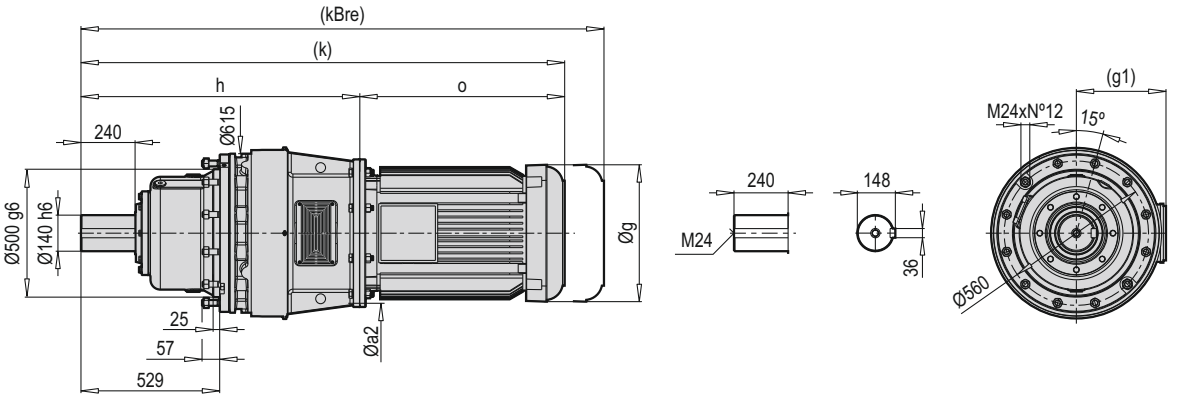

HCM VCM FCM	Øa2	g	g1	h	k	kBre	o
180	400	363	249	-	-	-	586
200	450	363	249	991	1586.5	1705	595.5
225	550	456	279	1022	1647	1783	625

PCD 624 HC

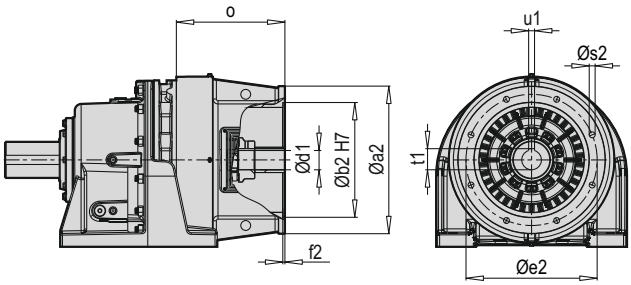

PCD 624 HW

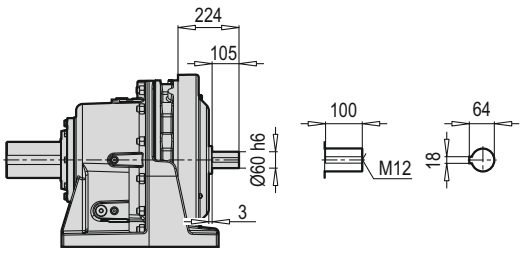

PCD 624 VC

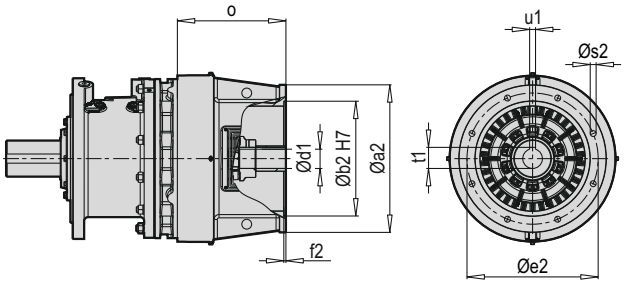

PCD 624 VW

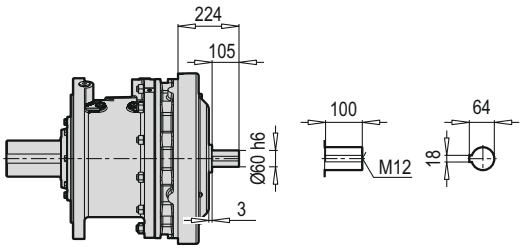

PCD 624 FC

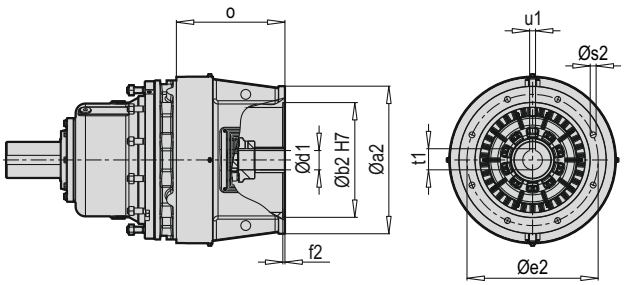

PCD 624 FW

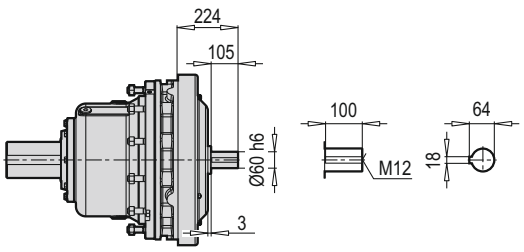

~ Kg			
PCD 624 W	H	V	F
	616	570	549

Tip / Type / Typ / Tipo / Type / Tipo	C B5	Øa2	Øb2	Øe2	f2	Øs2	Ød1	t1	u1	o
PCD 624	180	400	-	-	7	19	48	51.8	14	-
	200	450	300	350	7	19	55	59.3	14	334
	225	550	450	500	7	19	60	64.6	18	364

~ Kg			
PCD 624 C B5	H	V	F
180	-	-	-
200	706	711	726
225	660	665	680

PCD 625 HCM

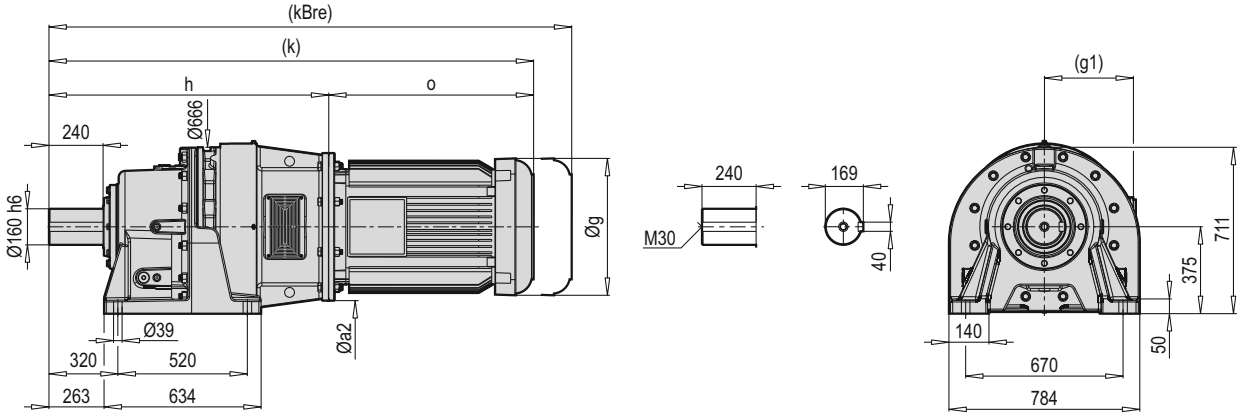

PCD 625 VCM

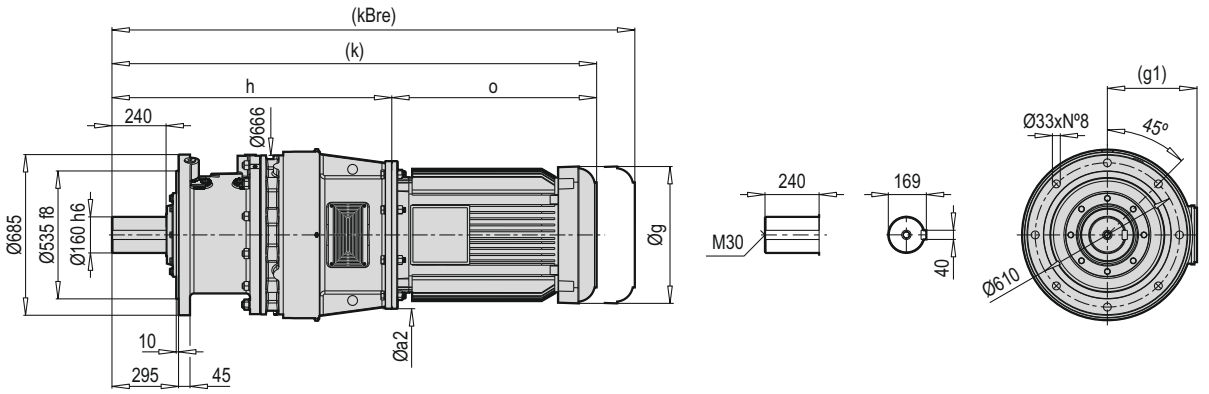

PCD 625 FCM

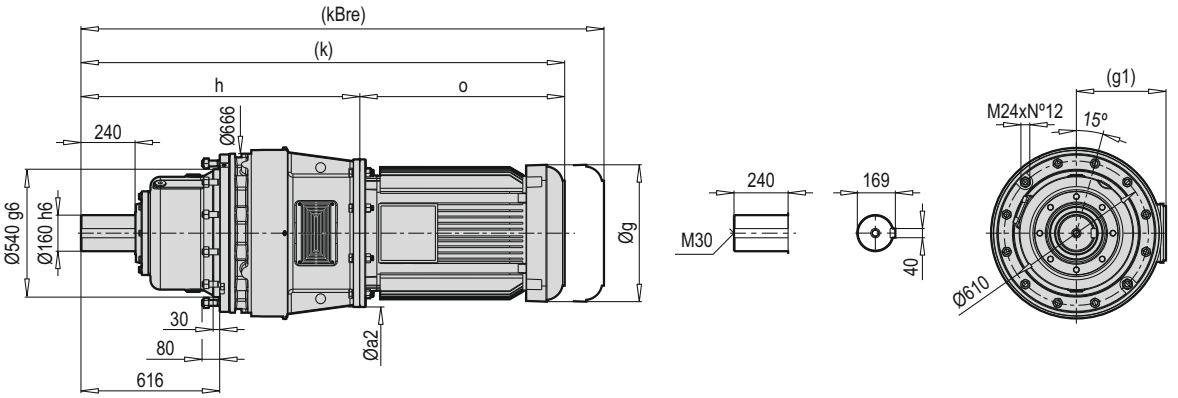

HCM VCM FCM	Øa2	g	g1	h	k	kBre	o
180	400	363	249	-	-	-	586
200	450	363	249	1184	1779.5	1945	595.5
225	550	456	278	1185	1810	1946	625

PCD 625 HC

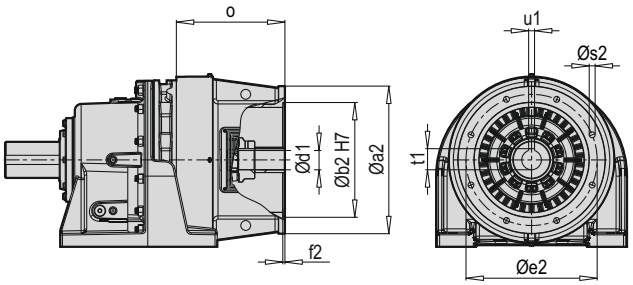

PCD 625 HW

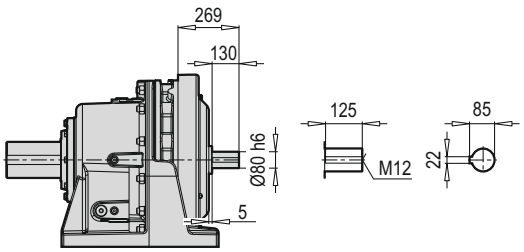

PCD 625 VC

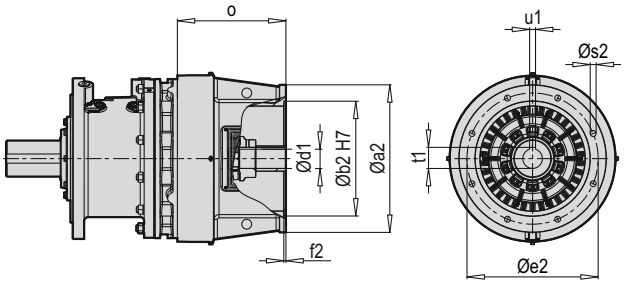

PCD 625 VW

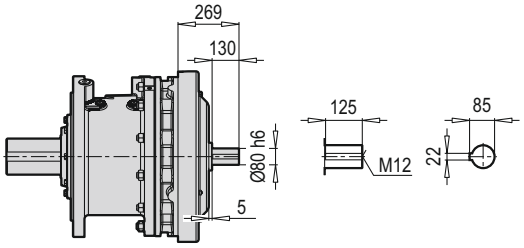

PCD 625 FC

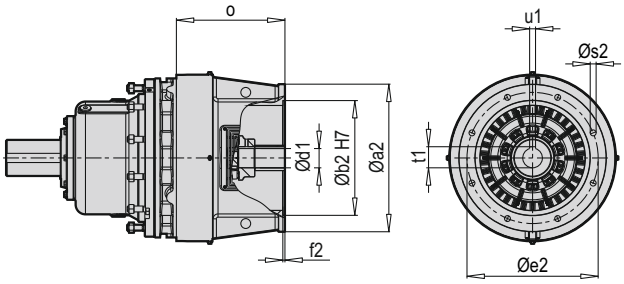

PCD 625 FW

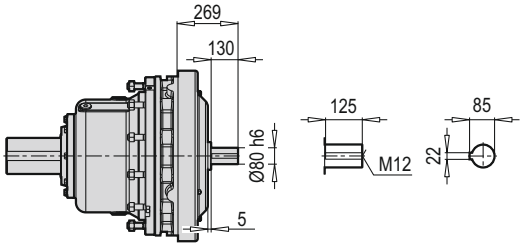

~ Kg			
PCD 625 W	H	V	F
	955	863	798

Tip / Type / Typ / Tipo / Type / Tipo	C B5	Øa2	Øb2	Øe2	f2	Øs2	Ød1	t1	u1	o
PCD 625	180	400	-	-	7	19	48	51.8	14	-
	200	450	-	-	7	19	55	59.3	14	-
	225	550	450	500	7	19	60	64.4	18	670

~ Kg			
PCD 625 C B5	H	V	F
180	-	-	-
200	-	-	-
225	1065	973	908

PCD 626 HCM

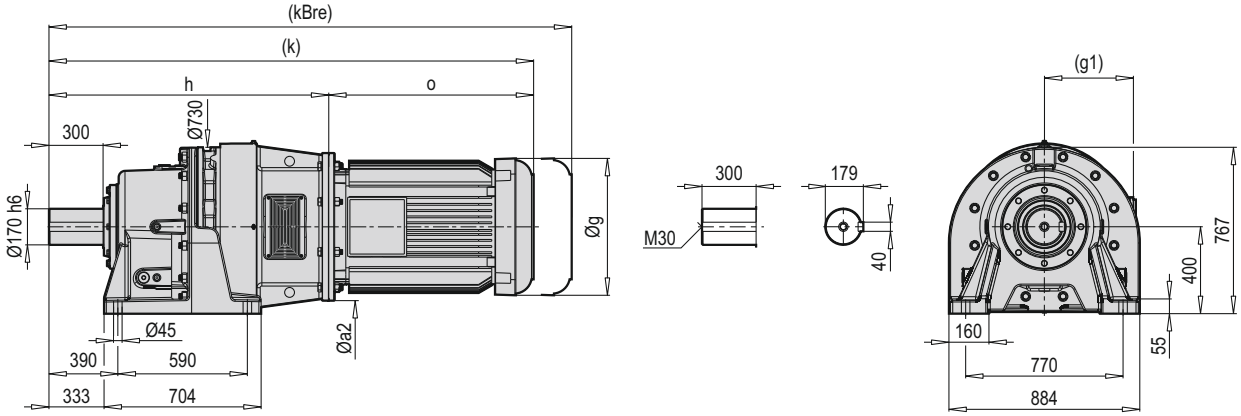

PCD 626 VCM

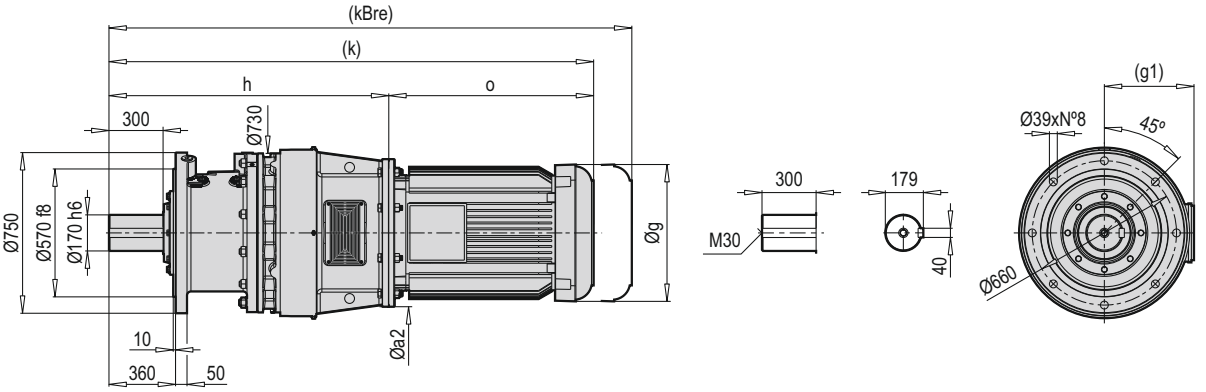

PCD 626 FCM

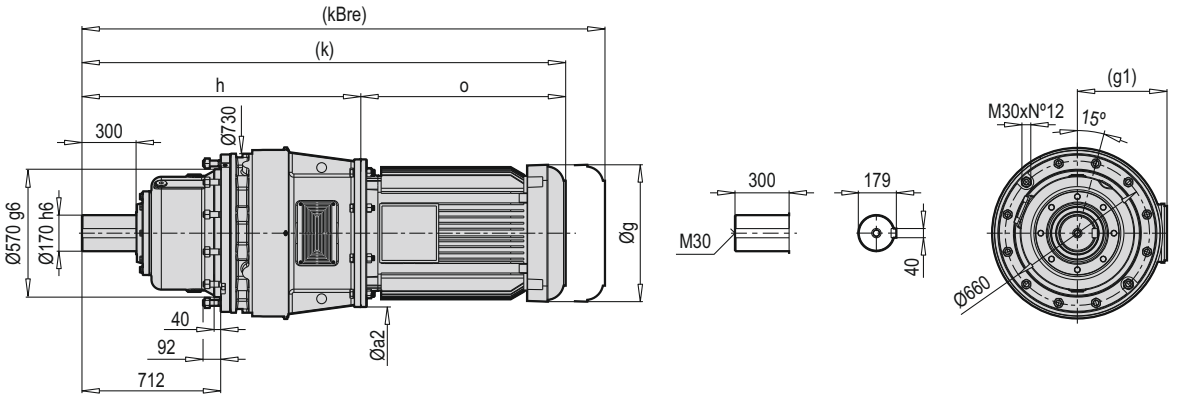

HCM VCM FCM	Øa2	g	g1	h	k	kBre	o
200	450	363	249	-	-	-	595.5
225	550	456	278	1295	1920	2056	625

PCD 626 HC

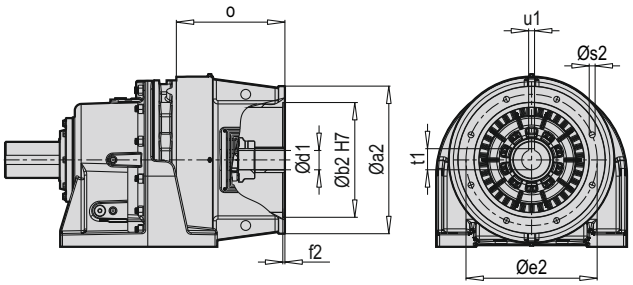

PCD 626 HW

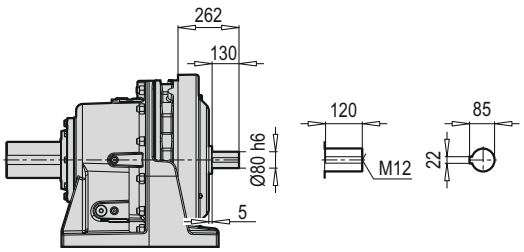

PCD 626 VC

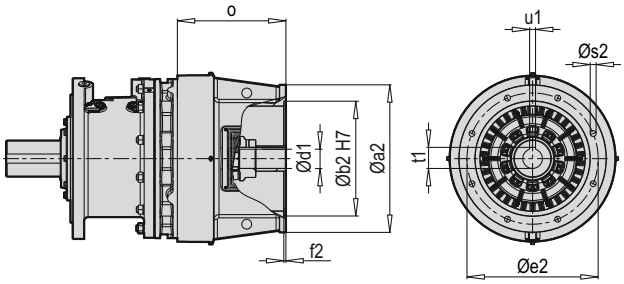

PCD 626 VW

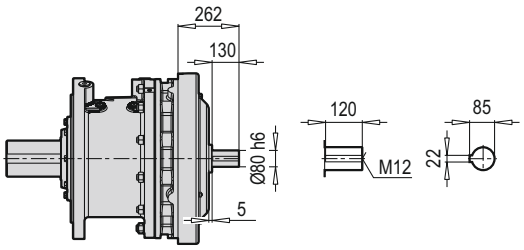

PCD 626 FC

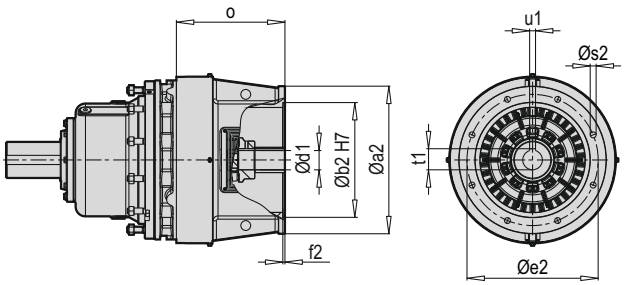

PCD 626 FW

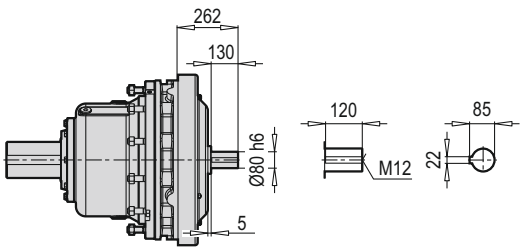

~ Kg			
PCD 626 W	H	V	F
	1190	1125	1022

Tip / Type / Typ / Tipo / Type / Tipo	C B5	Øa2	Øb2	Øe2	f2	Øs2	Ød1	t1	u1	o
PCD 626	200	450	-	-	7	19	55	-	14	-
	225	550	450	500	7	19	60	-	18	-

~ Kg			
PCD 626 C B5	H	V	F
200	-	-	-
225	-	-	-

PCD 627 HCM

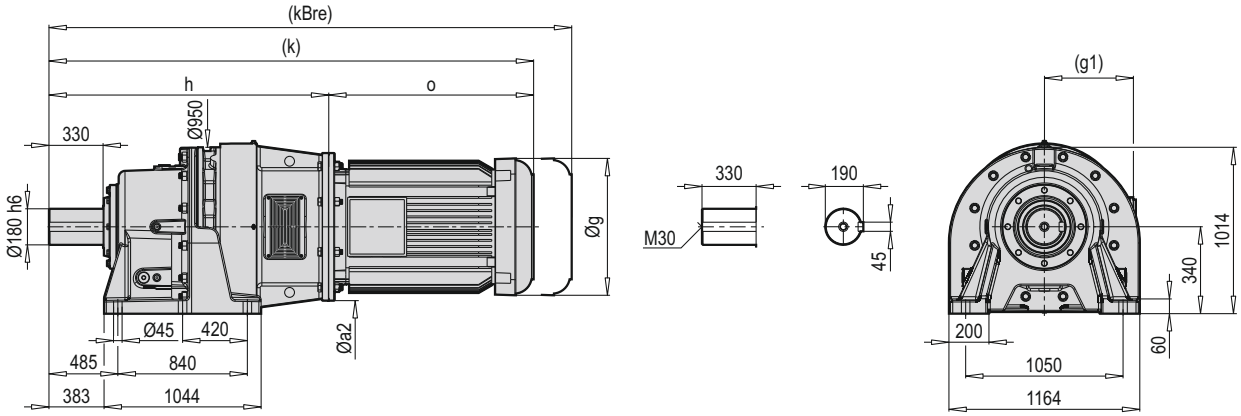

PCD 627 VCM

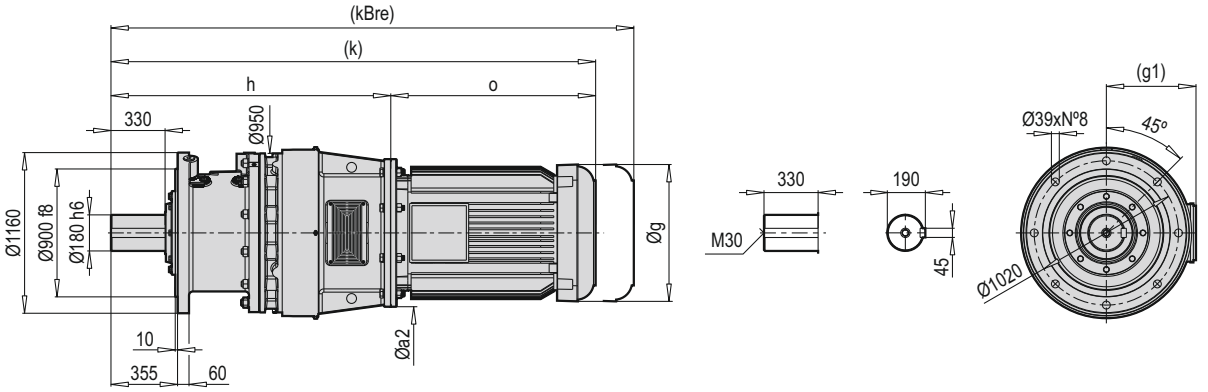

PCD 627 FCM

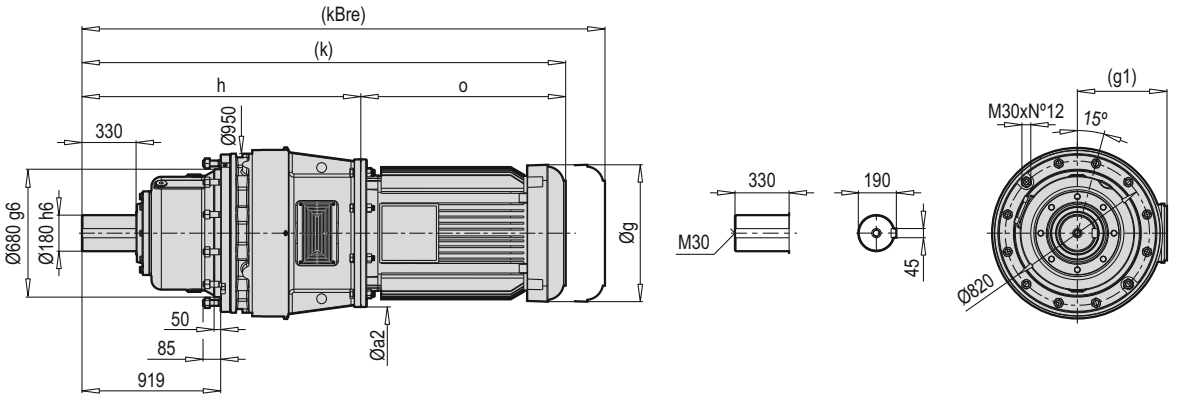

HCM VCM FCM	Øa2	g	g1	h	k	kBre	o
200							
225							

PCD 627 HC

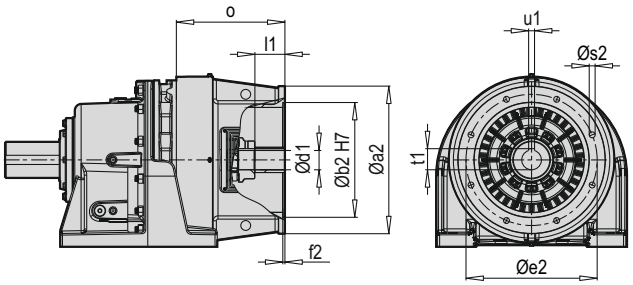

PCD 627 HW

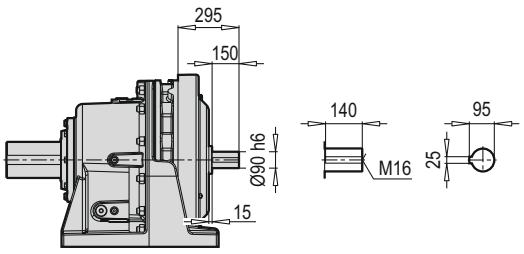

PCD 627 VC

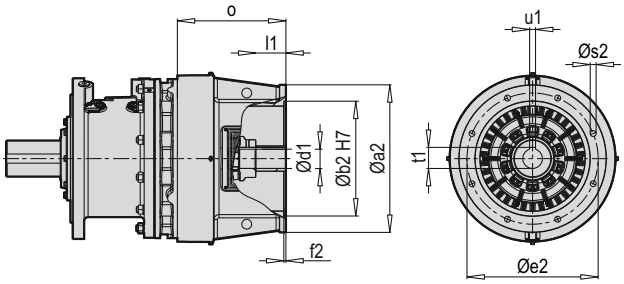

PCD 627 VW

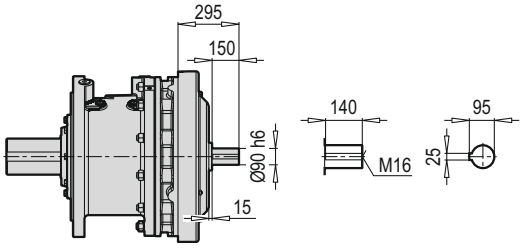

PCD 627 FC

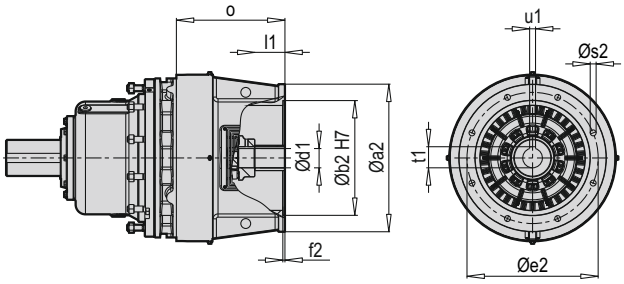

PCD 627 FW

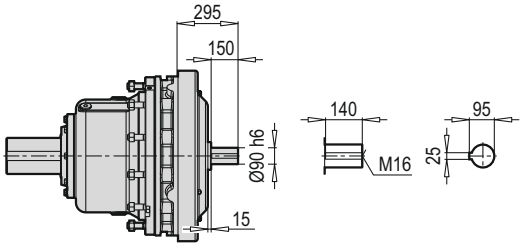

~ Kg			
PCD 627 W	H	V	F

Tip / Type / Typ / Tipo / Type / Tipo	C B5	Øa2	Øb2	Øe2	f2	Øs2	Ød1	t1	u1	o
PCD 627	200									
	225									

~ Kg			
PCD 627 C B5	H	V	F
200			
225			

PCD 607-07 HXM

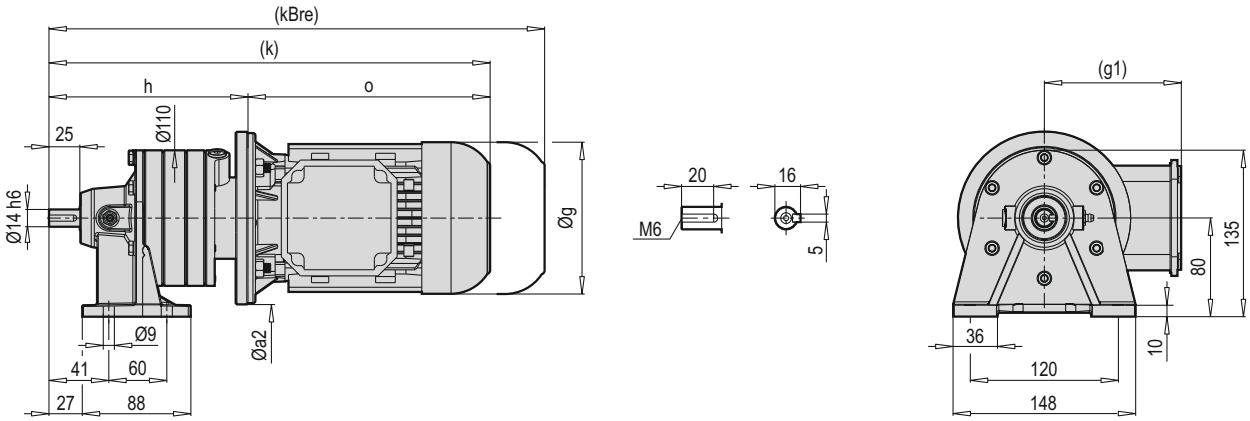

PCD 607-07 VXM

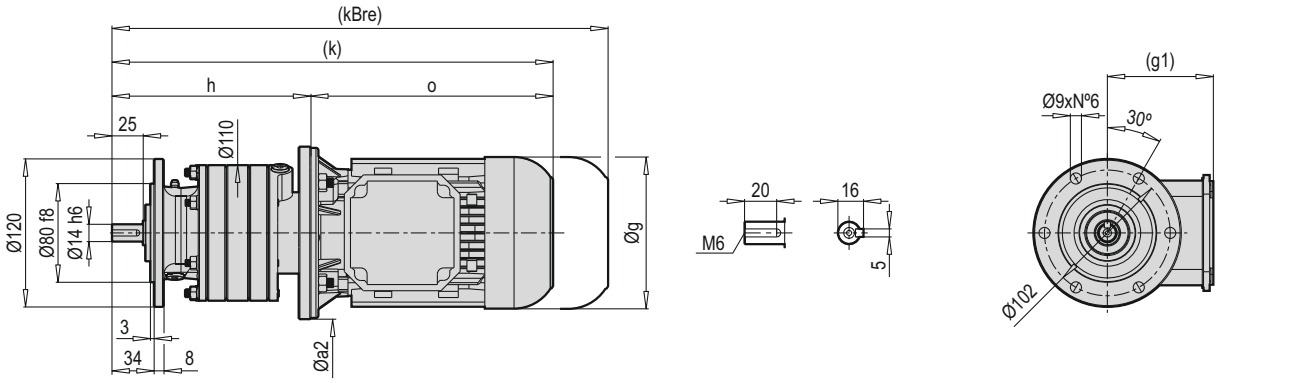

PCD 607-07 FXM

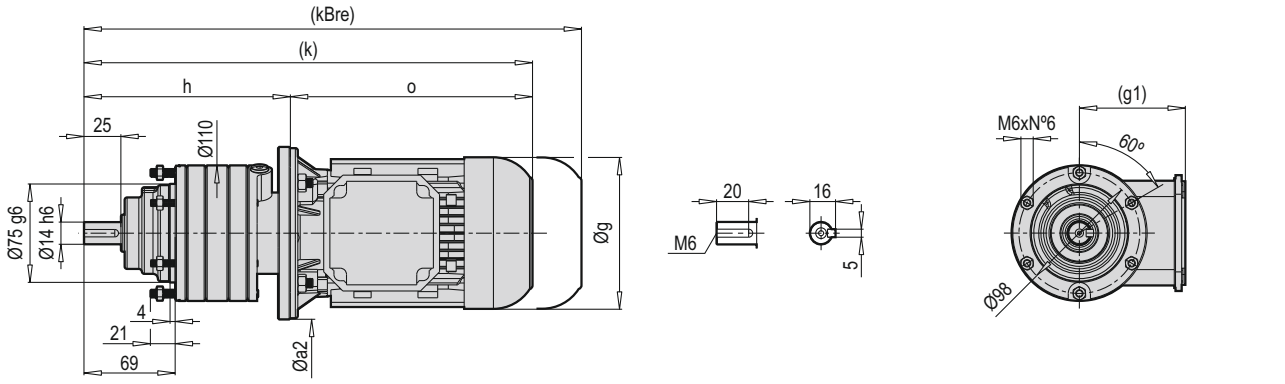

HXM VXM FXM	Øa2		g	g1	h		k		kBre		o	
	B5	B14			B5	B14	B5	B14	B5	B14	B5	B14
63	140	91	123	111	161.5	164	358	360.5	411.5	420	196.5	196.5
71	160	105	138	119	168	168	391	391	451	453.5	223	223

PCD 607-07 HCM

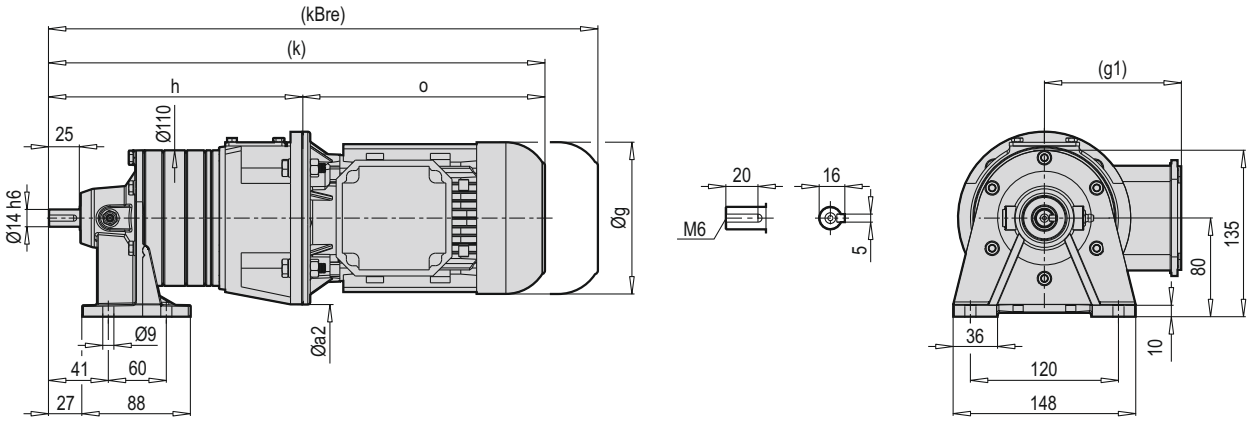

PCD 607-07 VCM

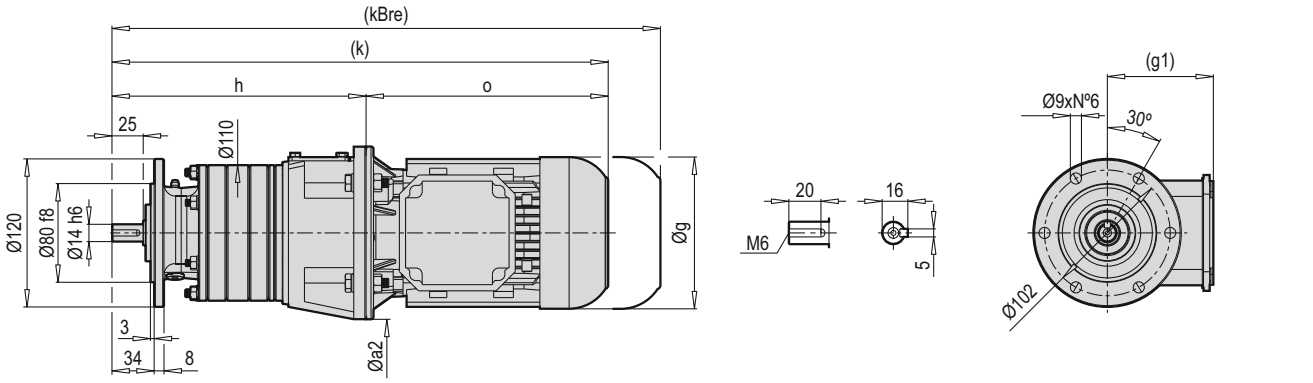

PCD 607-07 FCM

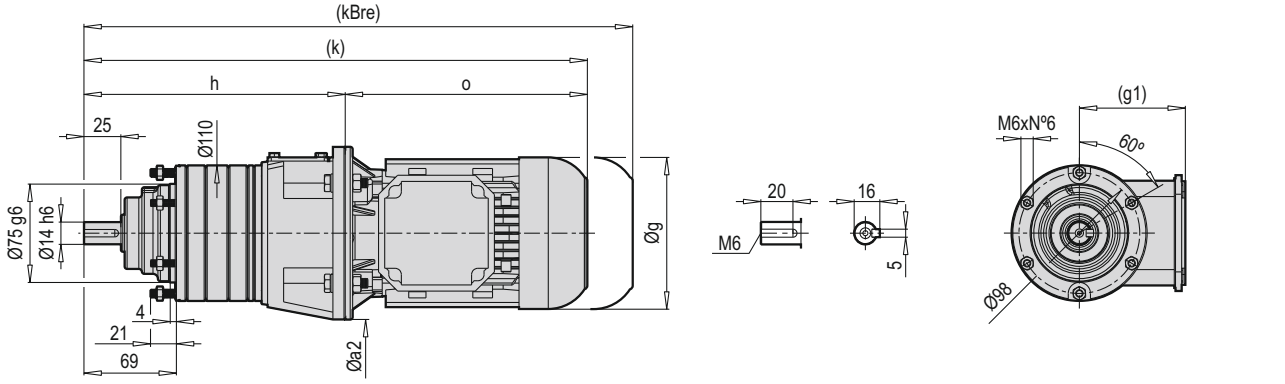

HCM VCM FCM	Øa2	g	g1	h	k	kBre	o
63	140	123	111	206	402.5	456	196.5
71	160	138	119	215	438	498	223

PCD 607-07 HX

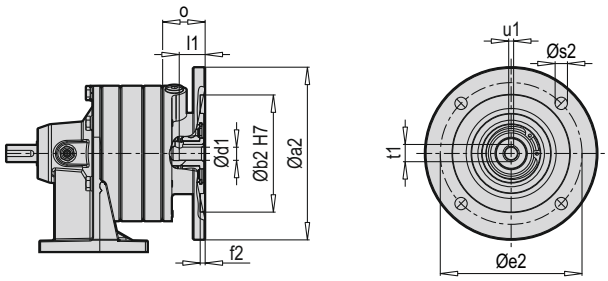

PCD 607-07 VX

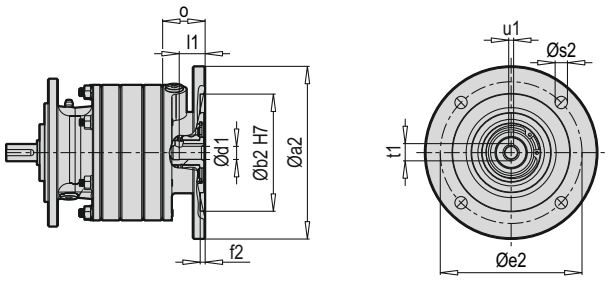

PCD 607-07 FX

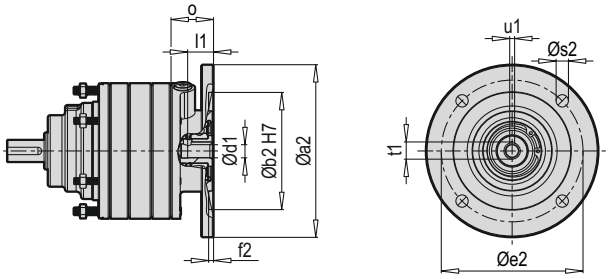

Tip / Type / Typ / Tipo / Type / Tipo	X B5	Øa2	Øb2	Øe2	f2	Øs2	Ød1	l1	t1	u1	o
PCD 607-07	63	140	95	115	4	10	11	21	12.8	4	34.5
	71	160	110	130	4	9	14	25	16.3	5	41

~ Kg			
PCD 607-07 X B5	H	V	F
63	6	7	6.5
71	6	7	6.5

Tip / Type / Typ / Tipo / Type / Tipo	X B14	Øa2	Øb2	Øe2	f2	Øs2	Ød1	l1	t1	u1	o
PCD 607-07	63	91	60	75	4	5.5	11	21	12.8	4	37
	71	105	70	85	4	6.6	14	25	16.3	5	41

~ Kg			
PCD 607-07 X B14	H	V	F
63	5.5	6.5	6
71	5.5	6.5	6

PCD 607-07 HC

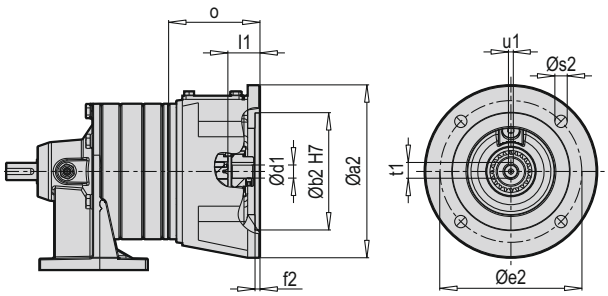

PCD 607-07 HW

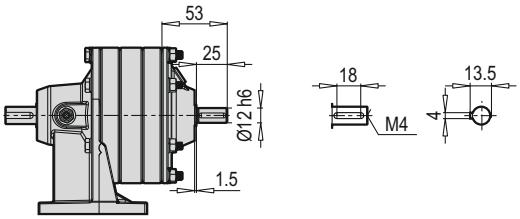

PCD 607-07 VC

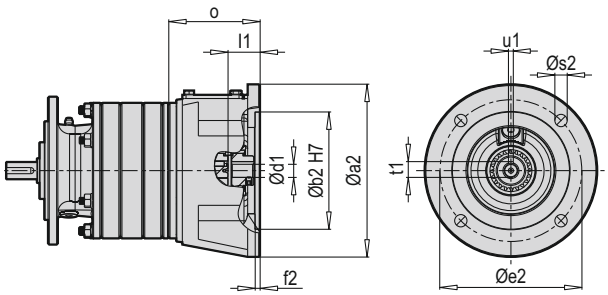

PCD 607-07 VW

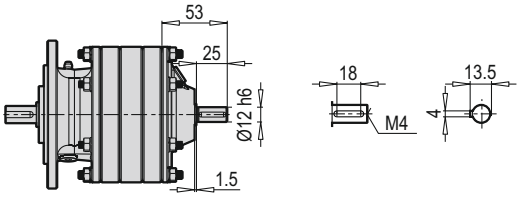

PCD 607-07 FC

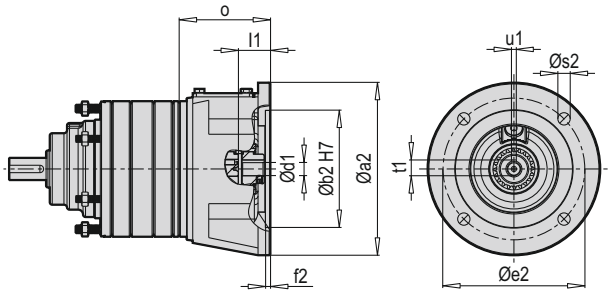

PCD 607-07 FW

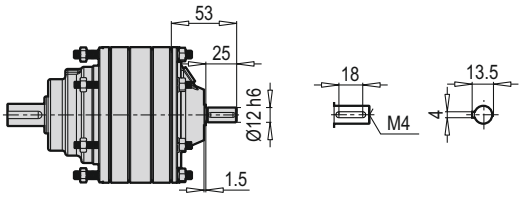

~ Kg			
PCD 607-07 W	H	V	F
607-07	4	5	4.5

Tip / Type / Typ / Tipo / Type / Tipo	C B5	Øa2	Øb2	Øe2	f2	Øs2	Ød1	l1	t1	u1	o
PCD 607 07	63	140	95	115	4	10	12	23	12.8	4	74
	71	160	110	130	4	10	14	32	16.3	5	80

~ Kg			
PCD 607-07 C B5	H	V	F
63	6.5	7.5	7
71	4	5	4.5

PCD 608-07 HXM

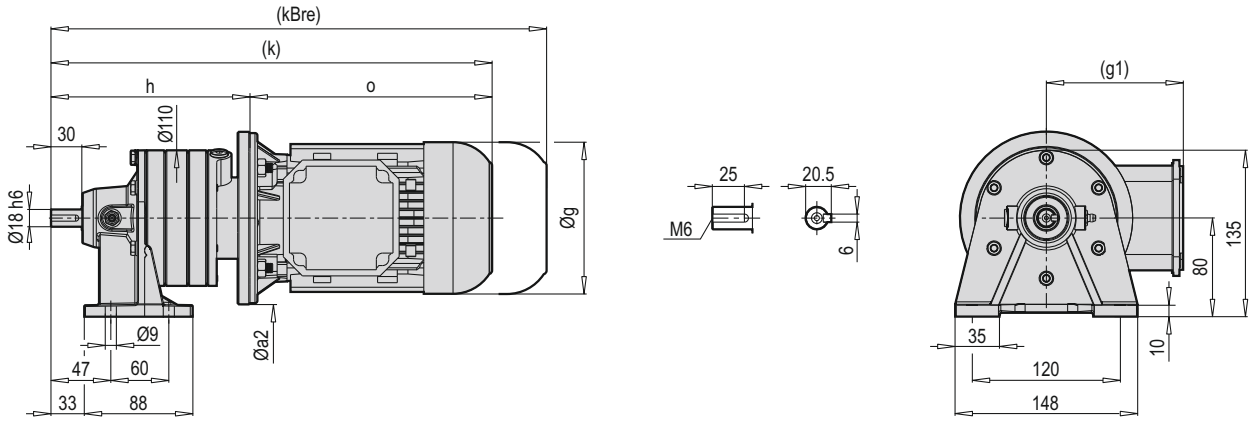

PCD 608-07 VXM

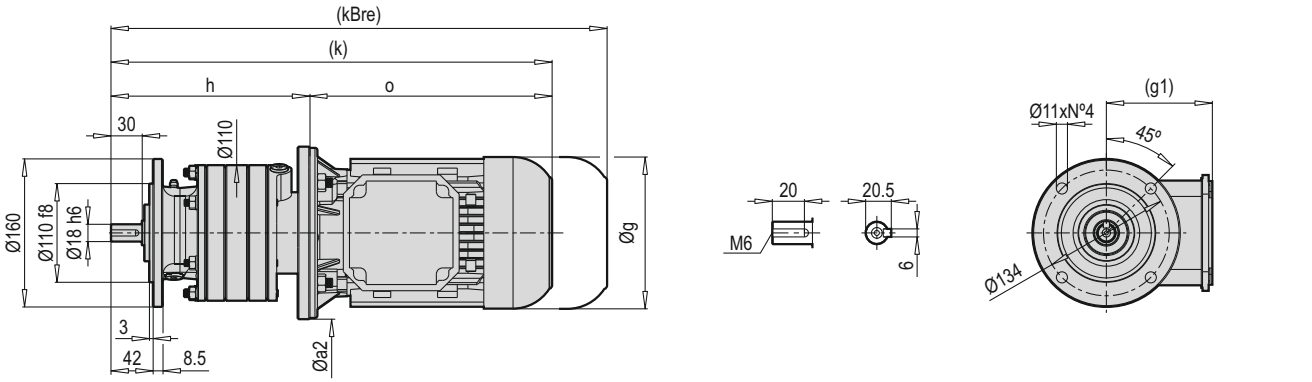

PCD 608-07 FXM

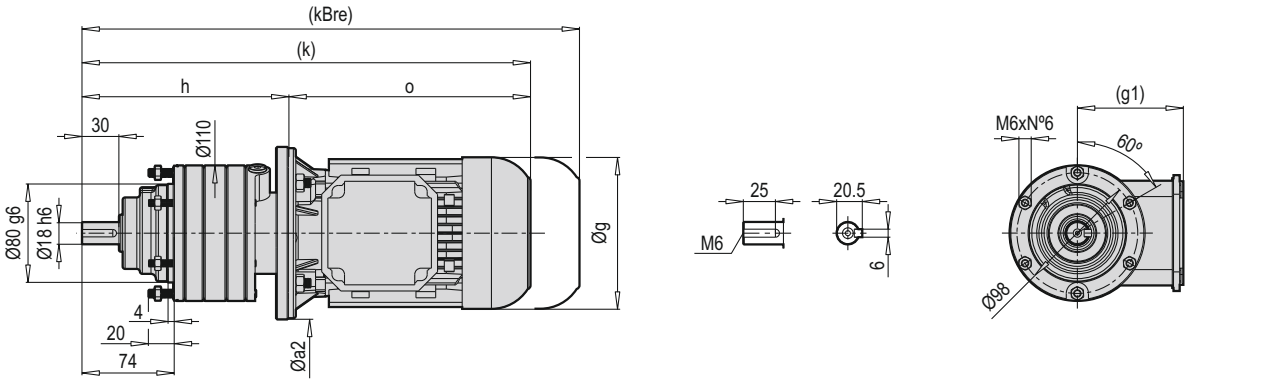

HXM VXM FXM	Øa2		g	g1	h		k		kBre		o	
	B5	B14			B5	B14	B5	B14	B5	B14	B5	B14
63	140	91	123	111	167.5	170	364	366.5	417.5	426	196.5	196.5

PCD 608-07 HCM

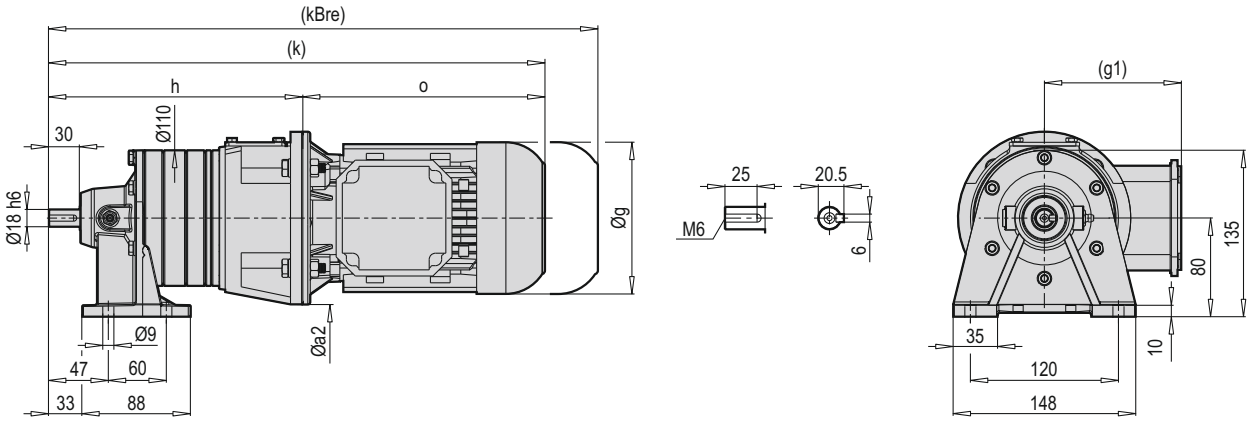

PCD 608-07 VCM

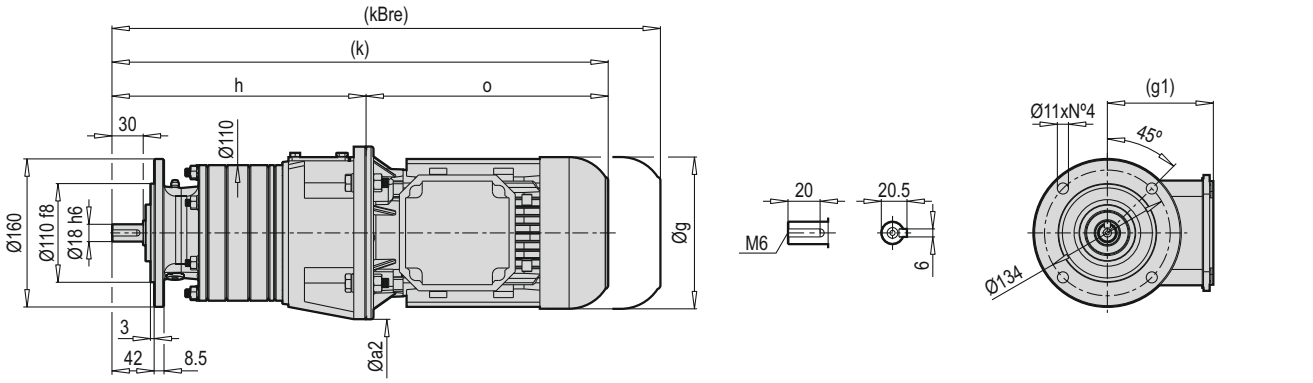

PCD 608-07 FCM

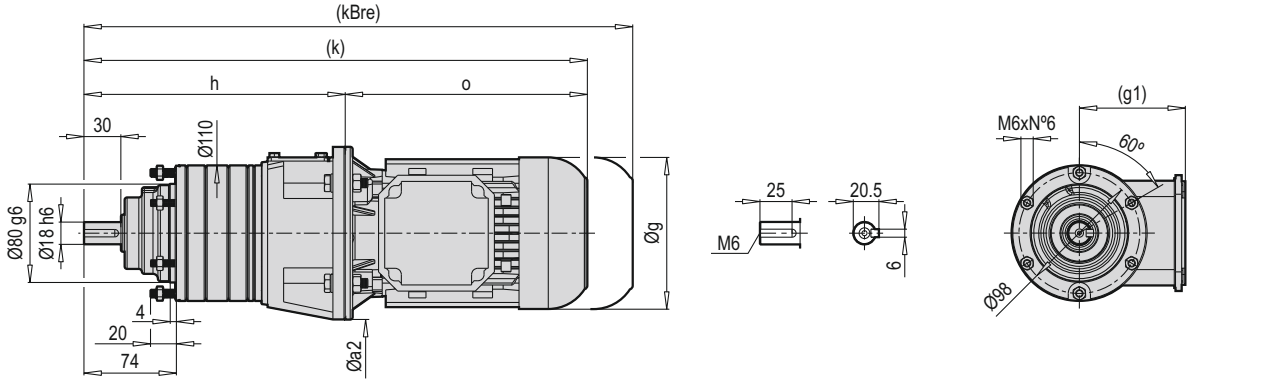

HCM VCM FCM	Øa2	g	g1	h	k	kBre	o
63	140	123	111	212	408.5	462	196.5
71	160	138	119	221	444	504	223

PCD 608-07 HX

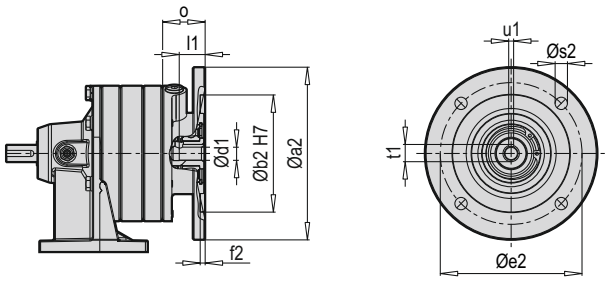

PCD 608-07 VX

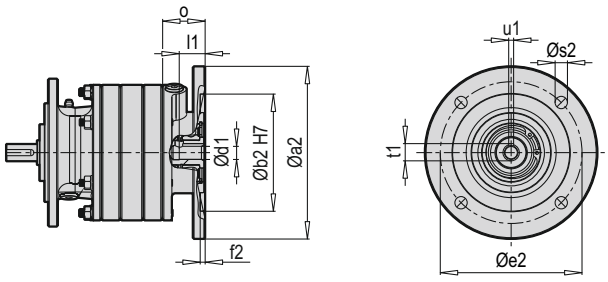

PCD 608-07 FX

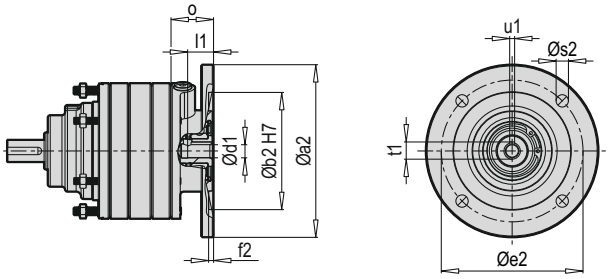

Tip / Type / Typ / Tipo / Type / Tipo	X B5	Øa2	Øb2	Øe2	f2	Øs2	Ød1	l1	t1	u1	o
PCD 608-07	63	140	95	115	4	10	11	21	12.8	4	34.5
	71	160	110	130	4	9	14	25	16.3	5	41

~ Kg			
PCD 608-07 X B5	H	V	F
63	6.5	8.5	7
71	6.5	8.5	7

Tip / Type / Typ / Tipo / Type / Tipo	X B14	Øa2	Øb2	Øe2	f2	Øs2	Ød1	l1	t1	u1	o
PCD 608-07	63	91	60	75	4	5.5	11	23.5	12.8	4	37
	71	105	70	85	4	6.6	14	25	16.3	5	41

~ Kg			
PCD 608-07 X B14	H	V	F
63	6	8	6.5
71	6	8	6.5

PCD 608-07 HC

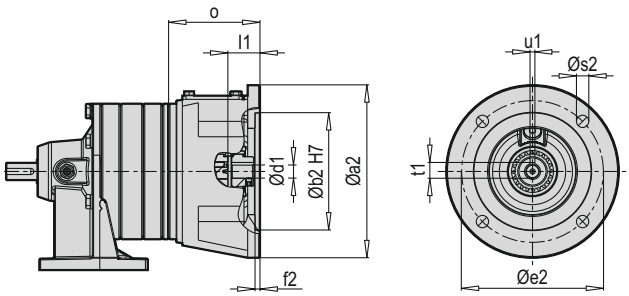

PCD 608-07 HW

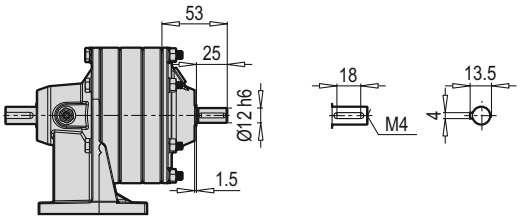

PCD 608-07 VC

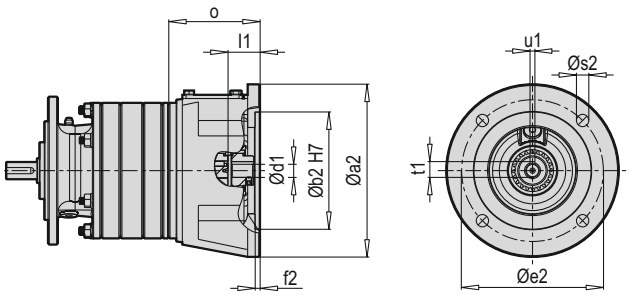

PCD 608-07 VW

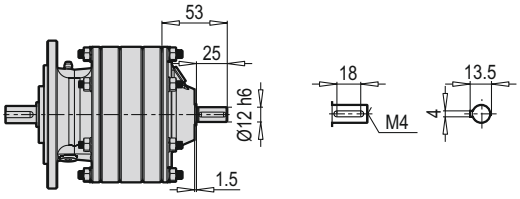

PCD 608-07 FC

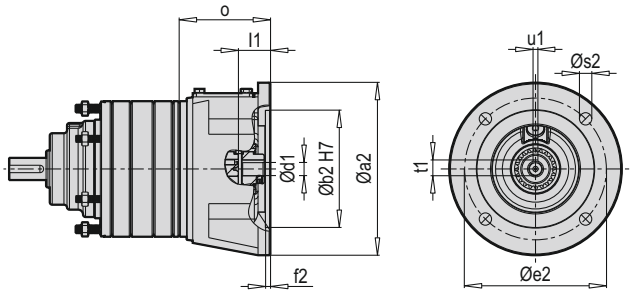

PCD 608-07 FW

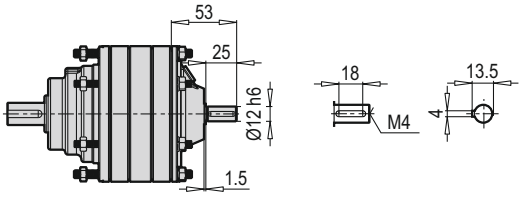

~ Kg			
PCD 608-07 W	H	V	F
	4.5	6.5	5

Tip / Type / Typ / Tipo / Type / Tipo	C B5	Øa2	Øb2	Øe2	f2	Øs2	Ød1	l1	t1	u1	o
PCD 608-07	63	140	95	115	4	10	11	23	12.8	4	74
	71	159.5	110	130	4	10	14	32	16.3	5	83

~ Kg			
PCD 608-07 C B5	H	V	F
63	7	9	7.5
71	7.5	9.5	8

PCD 609-08 HXM

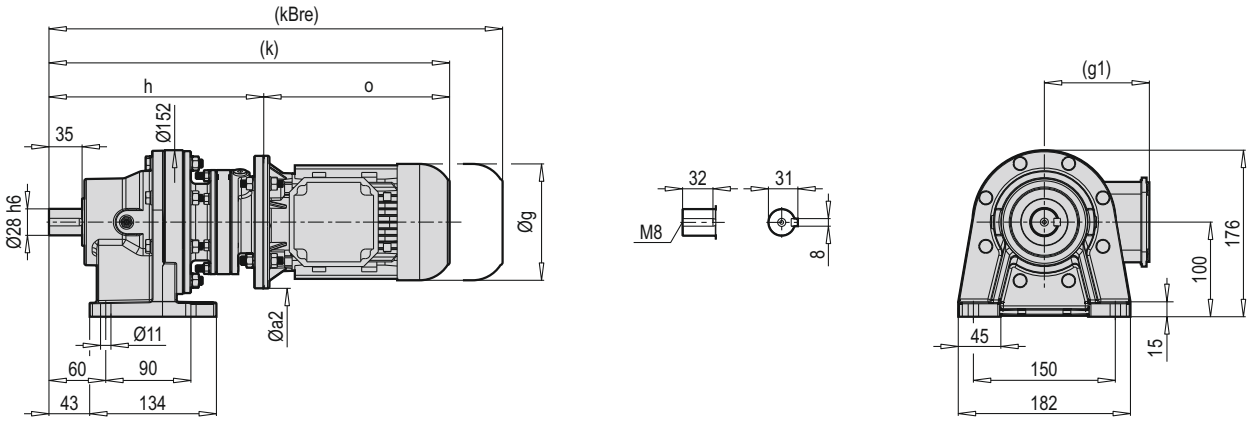

PCD 609-08 VXM

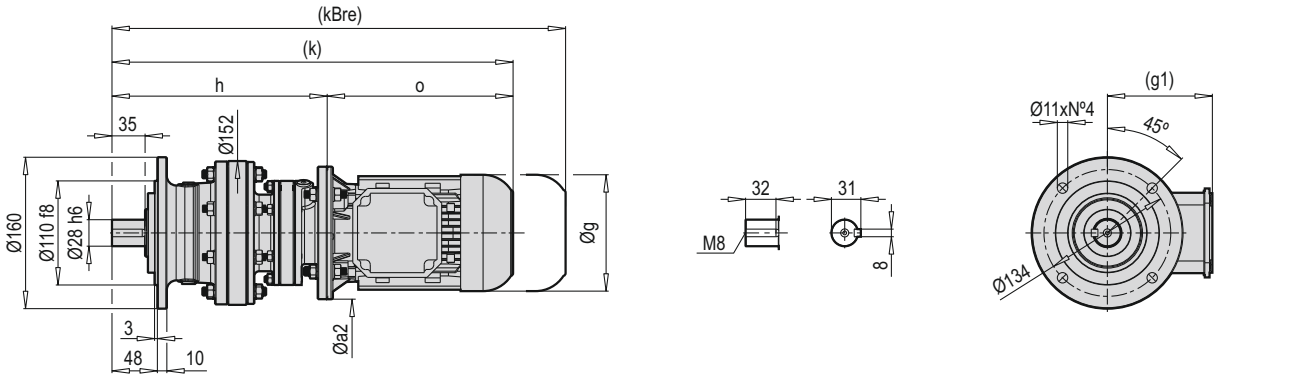

PCD 609-08 FXM

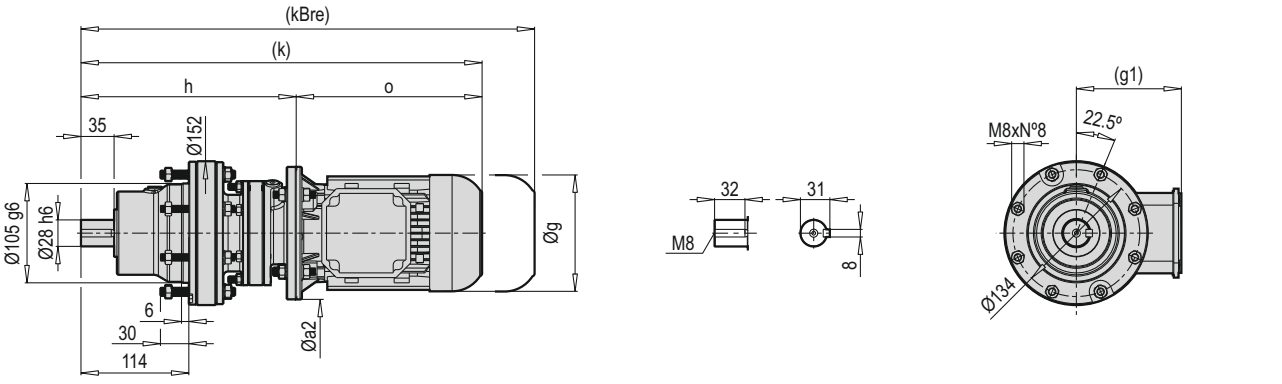

HXM VXM FXM	Øa2		g	g1	h		k		kBre		o	
	B5	B14			B5	B14	B5	B14	B5	B14	B5	B14
63	140	91	123	111	227.5	230	424	426.5	477.5	486	196.5	196.5
71	160	105	138	119	234	234	457	457	517	519.5	223	223

PCD 609-08 HCM

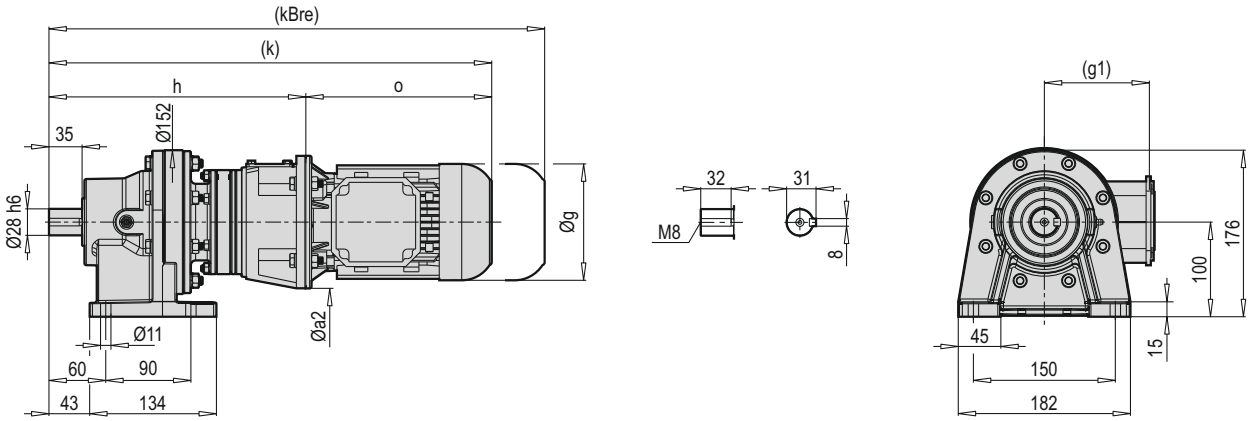

PCD 609-08 VCM

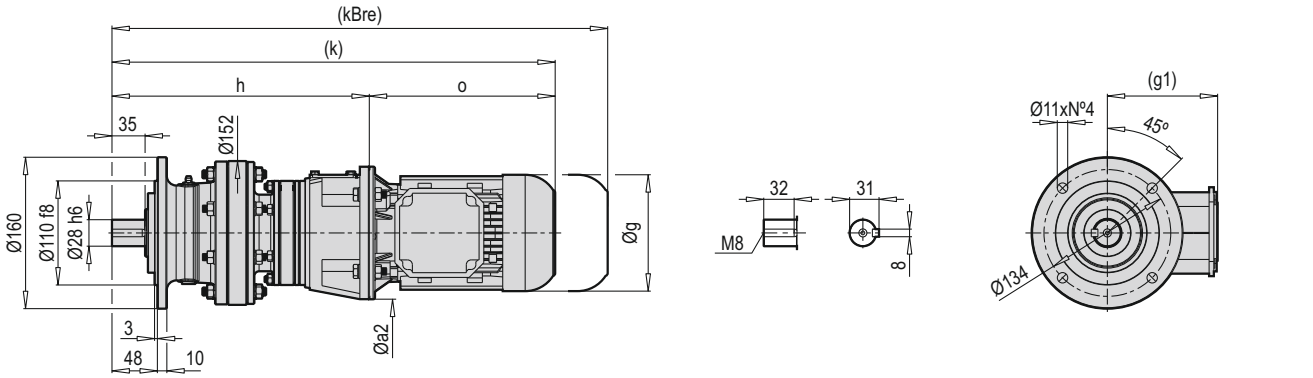

PCD 609-08 FCM

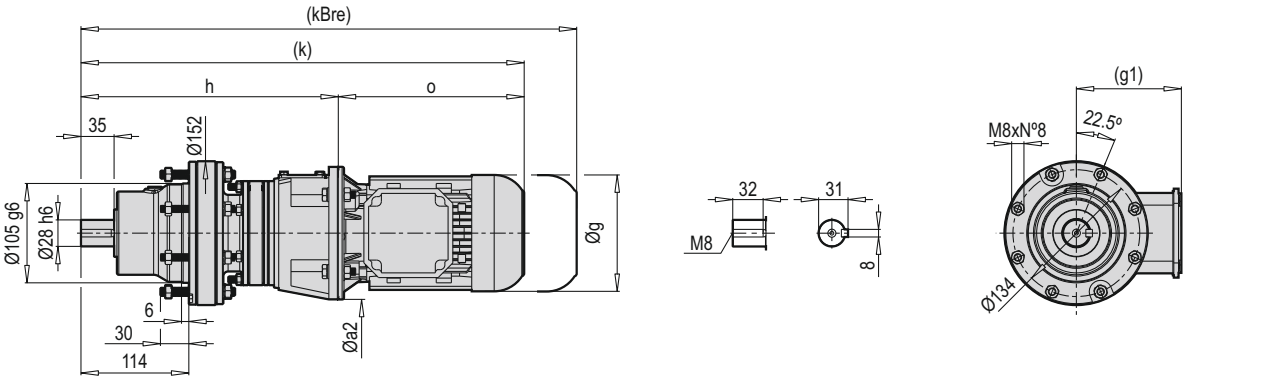

HCM VCM FCM	Øa2	g	g1	h	k	kBre	o
63	140	123	111	272	468.5	522	196.5
71	160	138	119	281	504	564	223

PCD 609-08 HX

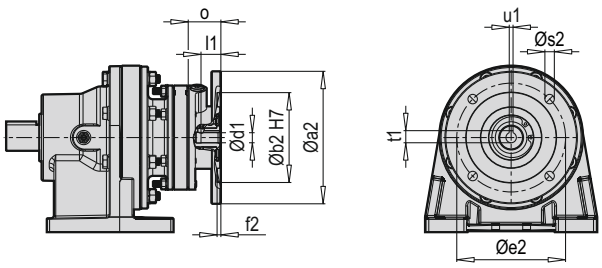

PCD 609-08 VX

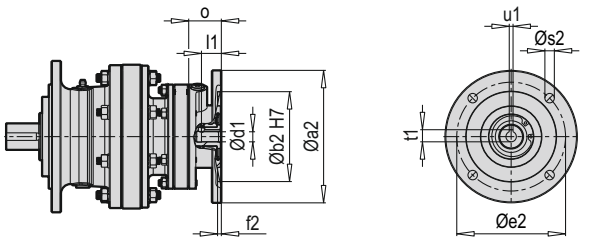

PCD 609-08 FX

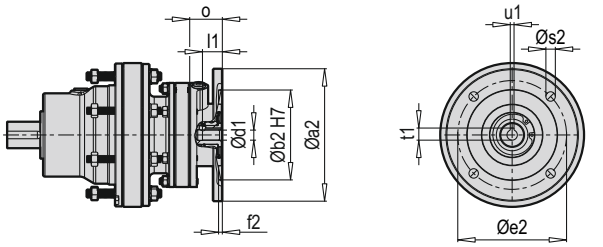

Tip / Type / Typ / Tipo / Type / Tipo	X B5	Øa2	Øb2	Øe2	f2	Øs2	Ød1	l1	t1	u1	o
PCD 609-08	63	140	95	115	4	10	11	21	12.8	4	34.5
	71	160	110	130	4	9	14	25	16.3	5	41

~ Kg			
PCD 609-08 X B5	H	V	F
63	14	12	11
71	14	12	11

Tip / Type / Typ / Tipo / Type / Tipo	X B14	Øa2	Øb2	Øe2	f2	Øs2	Ød1	l1	t1	u1	o
PCD 609-08	63	91	60	75	4	5.5	11	23.5	12.8	4	37
	71	105	70	85	4	6.6	14	25	16.3	5	41

~ Kg			
PCD 609-08 X B14	H	V	F
63	13.5	11.5	10.5
71	13.5	11.5	10.5

PCD 609-08 HC

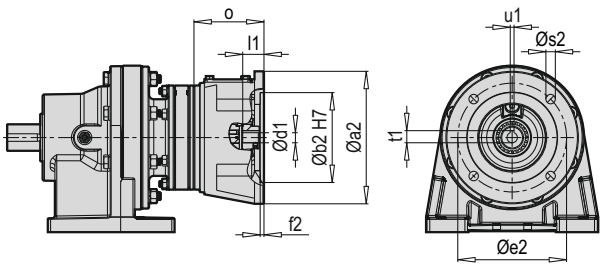

PCD 609-08 HW

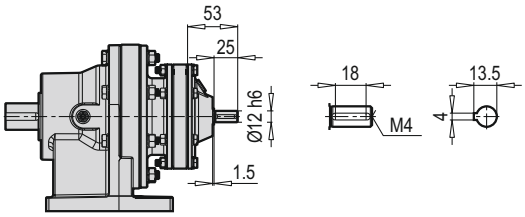

PCD 609-08 VC

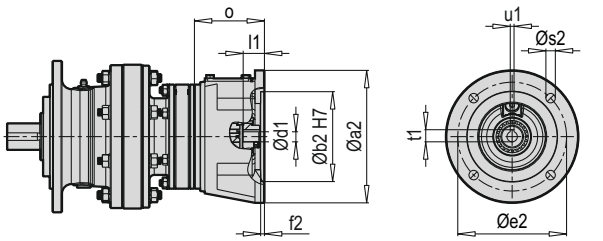

PCD 609-08 VW

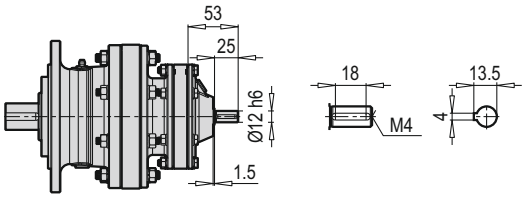

PCD 609-08 FC

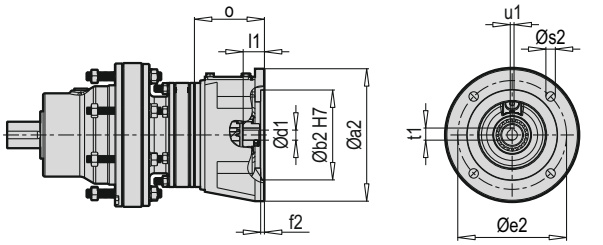

PCD 609-08 FW

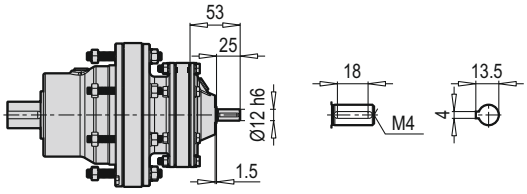

~ Kg			
PCD 609-08 W	H	V	F
	13	11	10

Tip / Type / Typ / Tipo / Type / Tipo	C B5	Øa2	Øb2	Øe2	f2	Øs2	Ød1	l1	t1	u1	o
PCD 609-08	63	140	95	115	4	10	11	22.5	12.8	4	74
	71	160	110	130	4	10	14	32	16.3	5	83

~ Kg			
PCD 609-08 C B5	H	V	F
63	15.5	13.5	12.5
71	16	14	13

PCD 610-08 HXM

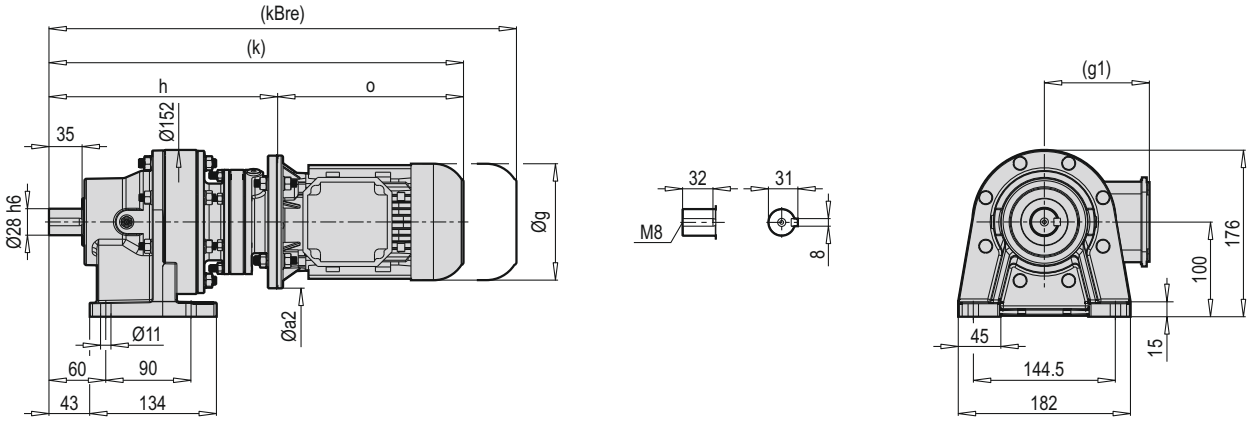

PCD 610-08 VXM

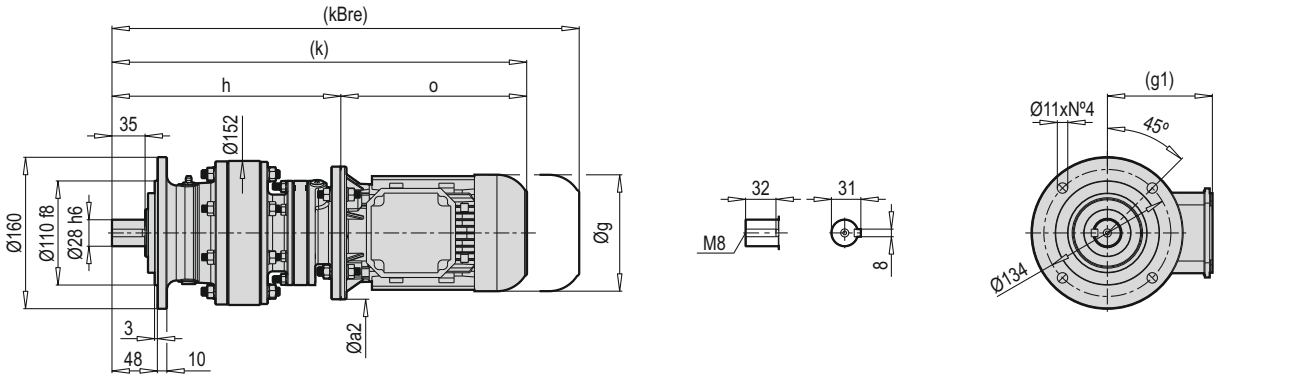

PCD 610-08 FXM

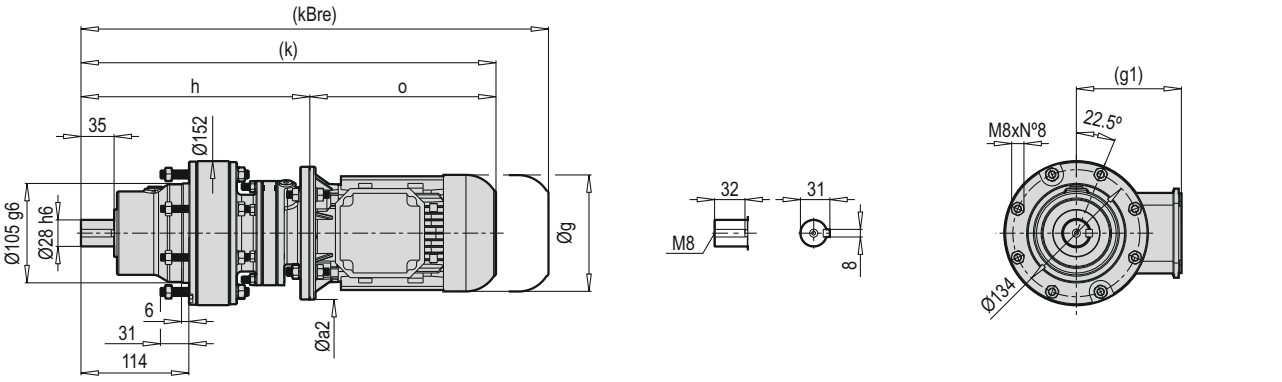

HXM VXM FXM	Øa2		g	g1	h		k		kBre		o	
	B5	B14			B5	B14	B5	B14	B5	B14	B5	B14
63	140	91	123	111	241	243.5	437.5	440	491	440	196.5	196.5
71	160	105	138	119	247.5	247.5	470.5	470.5	530.5	756	223	223

PCD 610-08 HCM

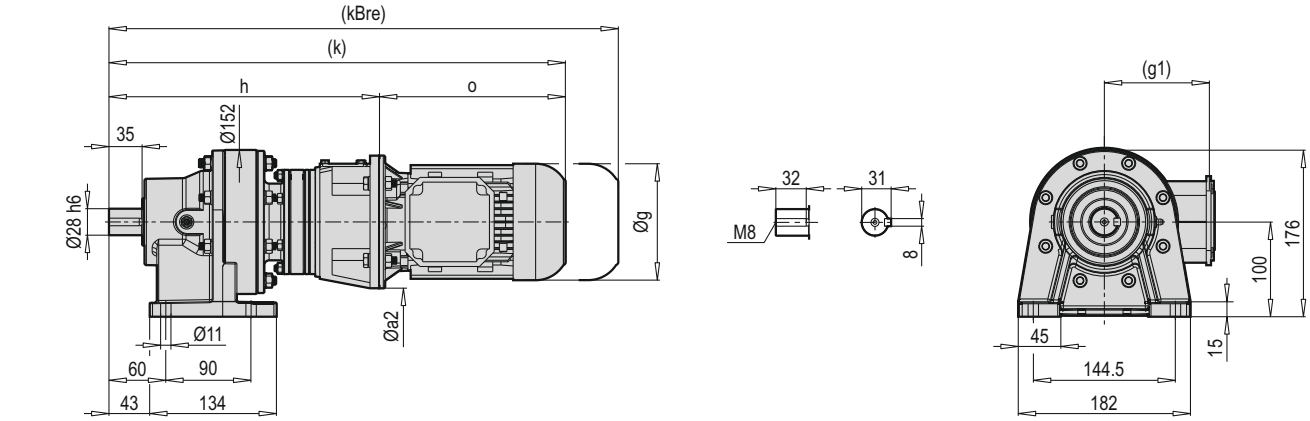

PCD 610-08 VCM

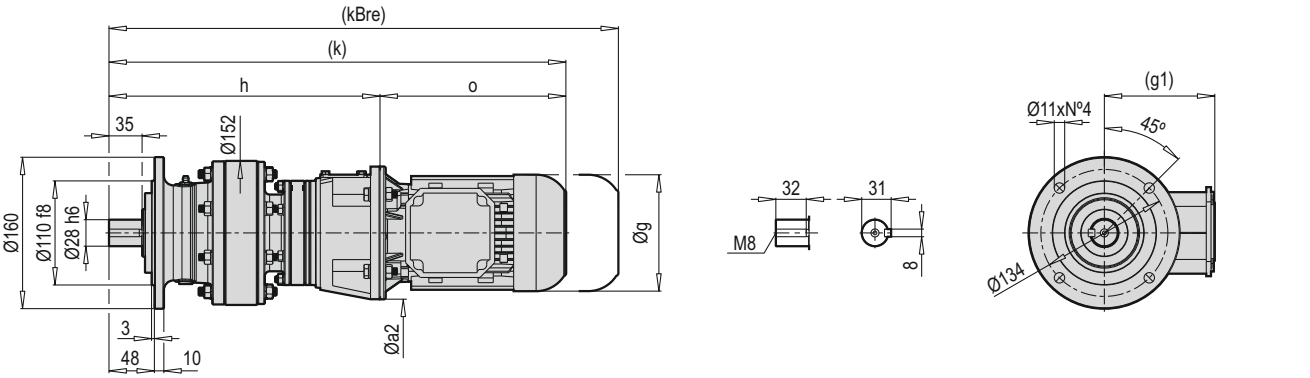

PCD 610-08 FCM

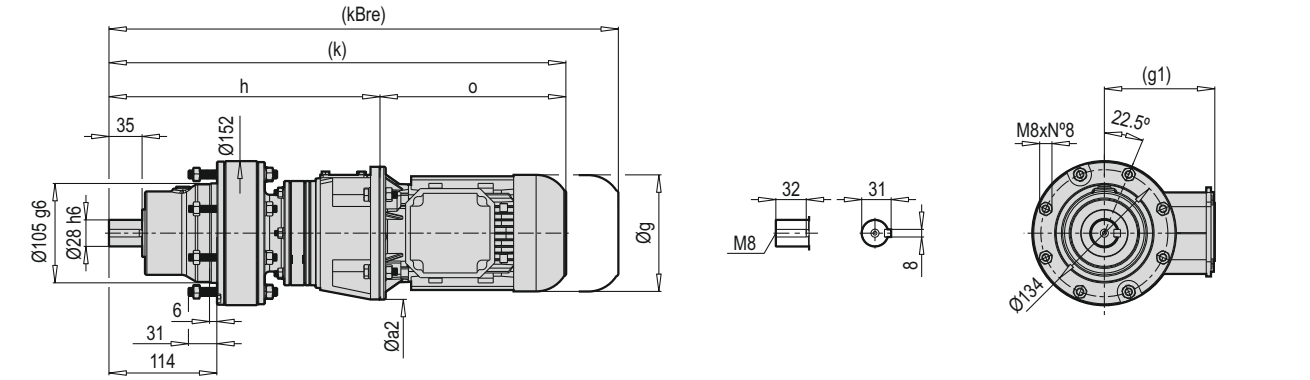

HCM VCM FCM	Øa2	g	g1	h	k	kBre	o
63	140	123	111	285.5	482	535.5	196.5
71	160	138	119	294.5	517.5	577.5	223

PCD 610-08 HX

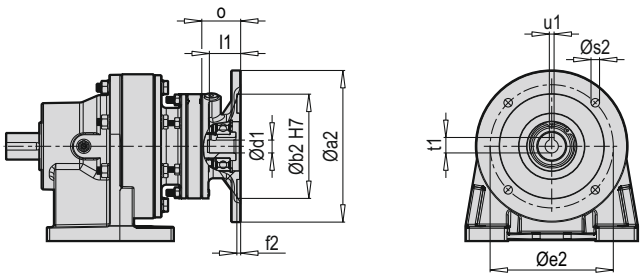

PCD 610-08 VX

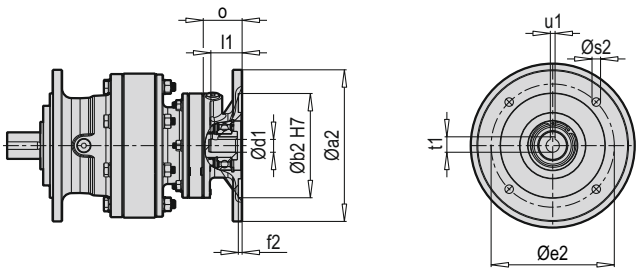

PCD 610-08 FX

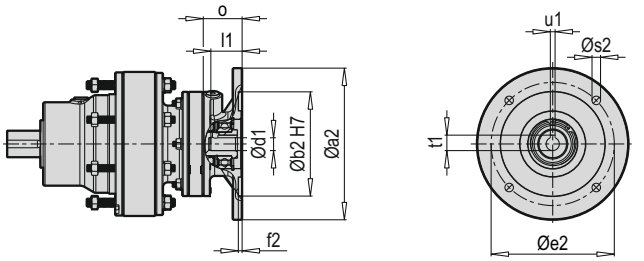

Tip / Type / Typ / Tipo / Type / Tipo	X B5	Øa2	Øb2	Øe2	f2	Øs2	Ød1	l1	t1	u1	o
PCD 610-08	63	140	95	115	4	10	11	21	12.8	4	34.5
	71	160	110	130	4	9	14	25	16.3	5	41

~ Kg			
PCD 610-08 X B5	H	V	F
63	17	15	14
71	17	15	14

Tip / Type / Typ / Tipo / Type / Tipo	X B14	Øa2	Øb2	Øe2	f2	Øs2	Ød1	l1	t1	u1	o
PCD 610-08	63	91	60	75	4	5.5	11	23.5	12.8	4	37
	71	105	70	85	4	6.6	14	25	16.3	5	41

~ Kg			
PCD 610-08 X B14	H	V	F
63	16.5	14.5	13.5
71	16.5	14.5	13.5

PCD 610-08 HC

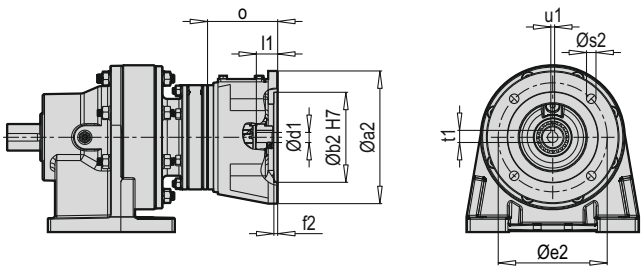

PCD 610-08 HW

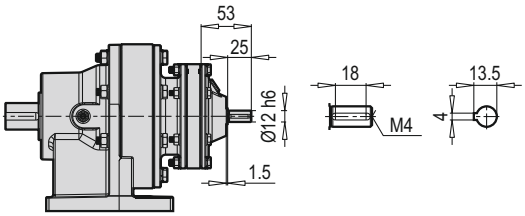

PCD 610-08 VC

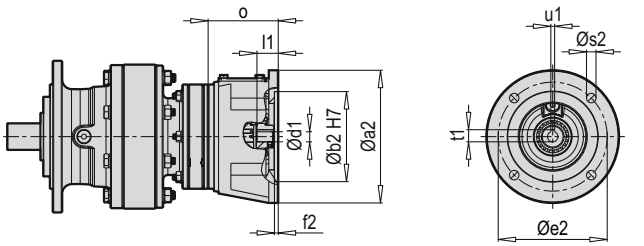

PCD 610-08 VW

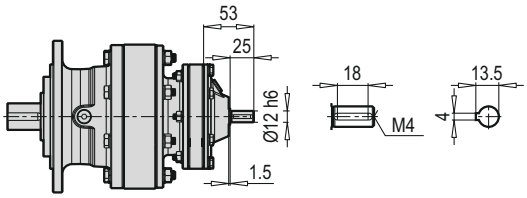

PCD 610-08 FC

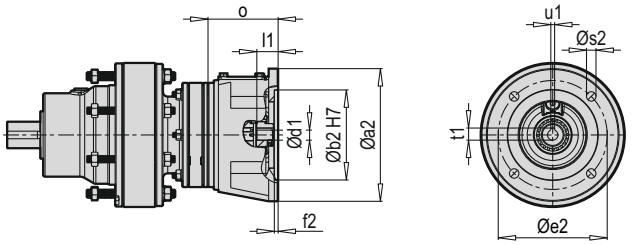

PCD 610-08 FW

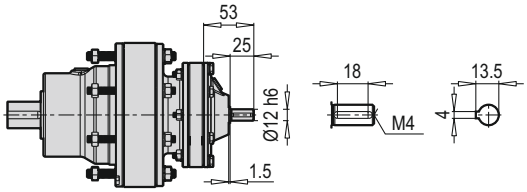

~ Kg			
PCD 610-08 W	H	V	F
	15	13	12

Tip / Type / Typ / Tipo / Type / Tipo	C B5	Øa2	Øb2	Øe2	f2	Øs2	Ød1	l1	t1	u1	o
PCD 610-08	63	140	95	115	4	10	11	22.5	12.8	4	74
	71	160	110	130	4	10	14	32	16.3	5	83

~ Kg			
PCD 610-08 C B5	H	V	F
63	17.5	15.5	14.5
71	18	16	15

PCD 611-08 HXM

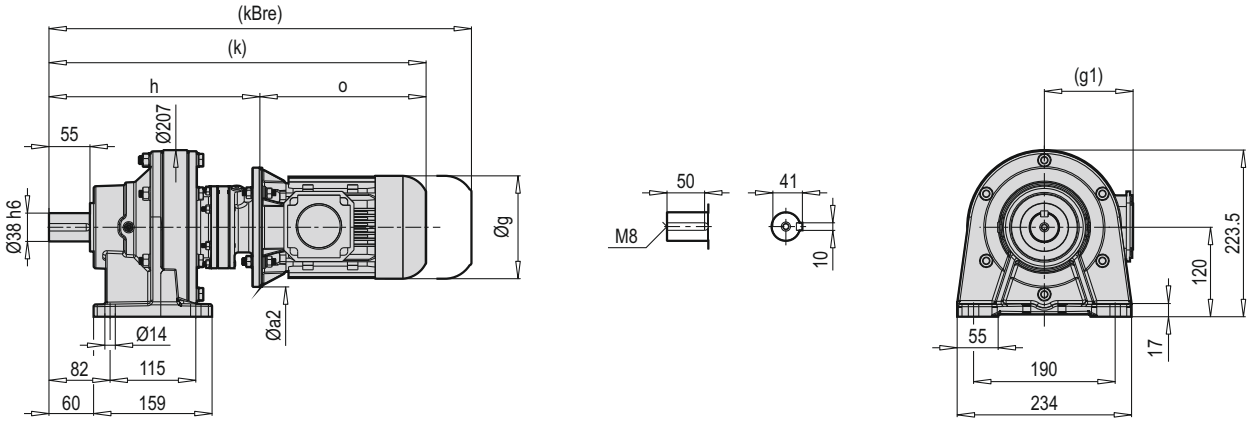

PCD 611-08 VXM

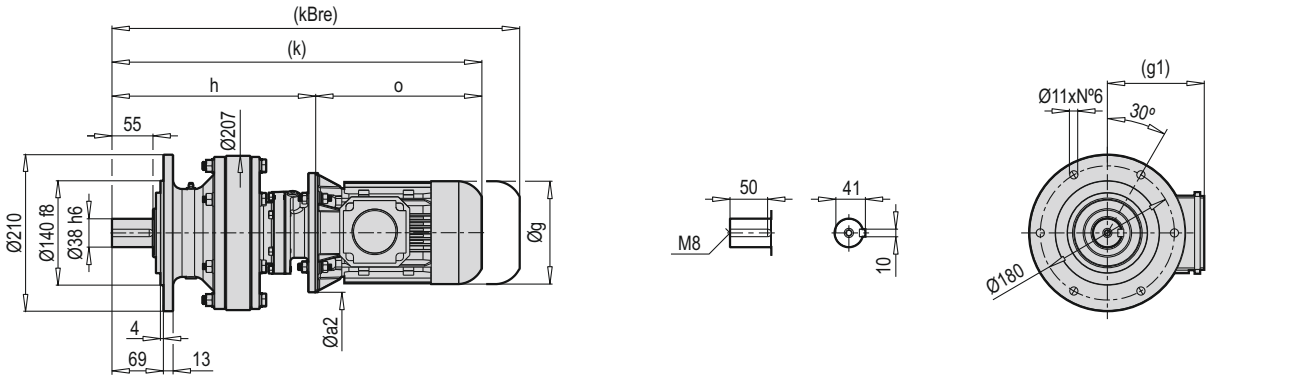

PCD 611-08 FXM

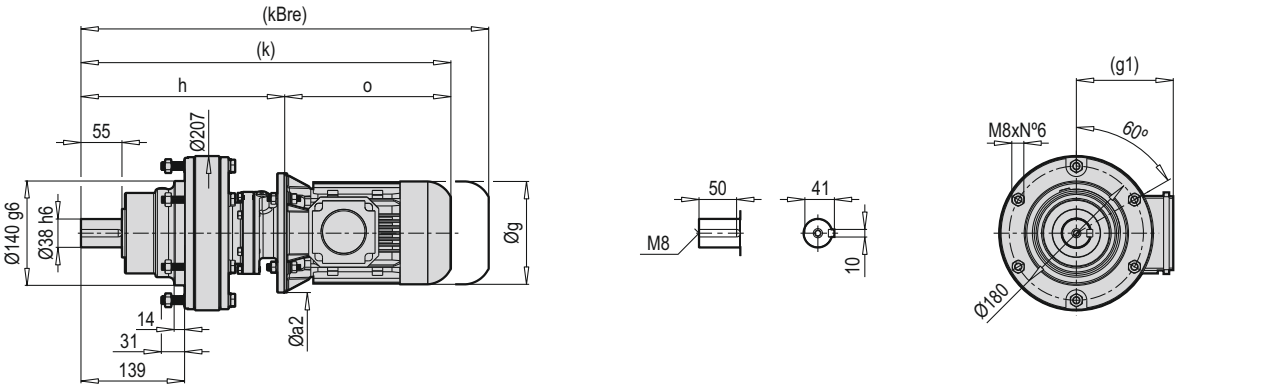

HXM VXM FXM	Øa2		g	g1	h		k		kBre		o	
	B5	B14			B5	B14	B5	B14	B5	B14	B5	B14
63	140	91	123	111	276.5	279	473	475.5	526.5	535	196.5	196.5
71	160	105	138	119	283	283	506	506	566	568.5	223	223

PCD 611-08 HCM

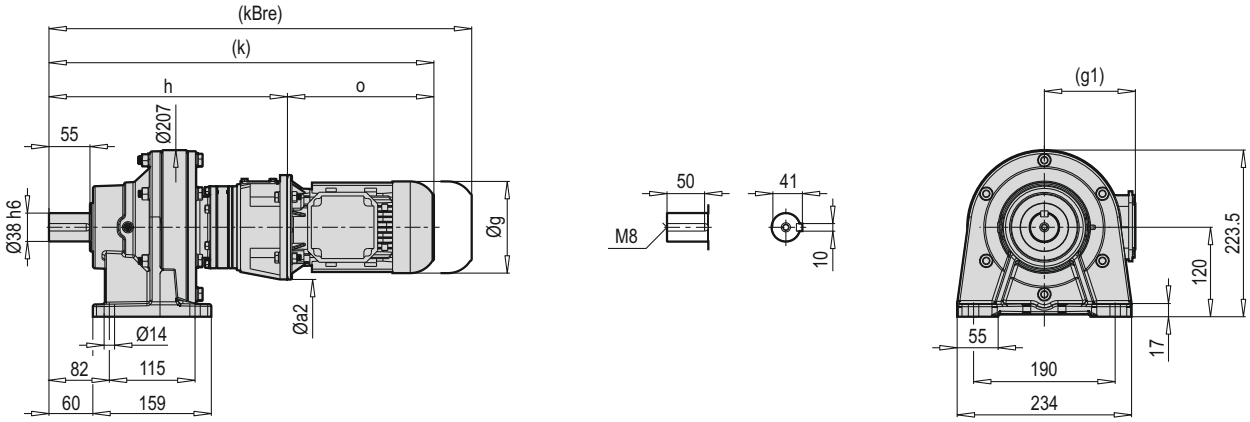

PCD 611-08 VCM

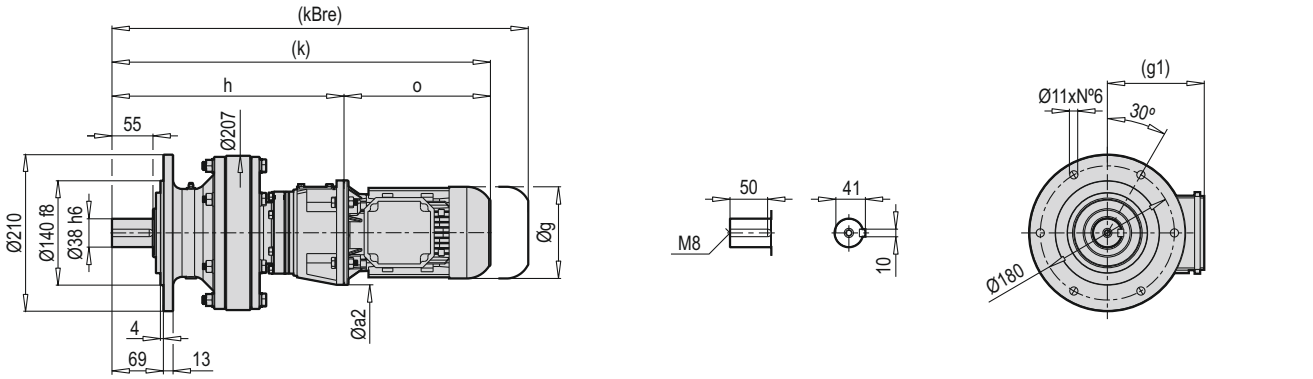

PCD 611-08 FCM

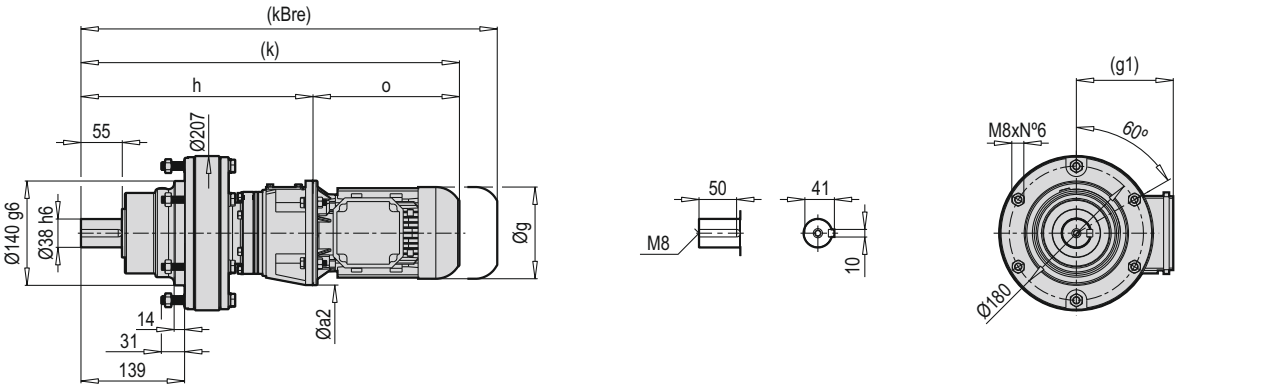

HCM VCM FCM	Øa2	g	g1	h	k	kBre	o
63	140	123	111	321	517.5	571	196.5
71	160	138	119	330	553	613	223

PCD 611-08 HX

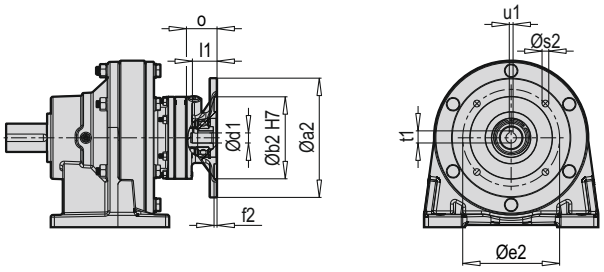

PCD 611-08 VX

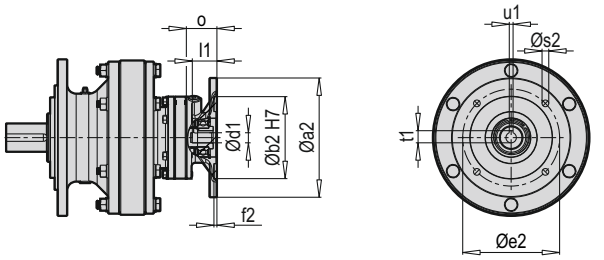

PCD 611-08 FX

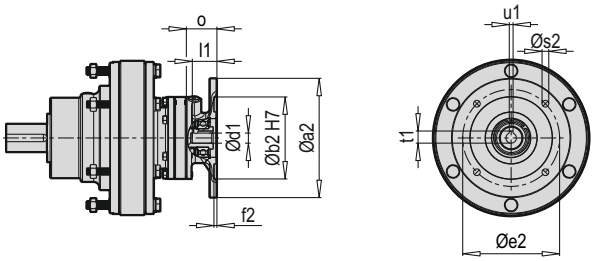

Tip / Type / Typ / Tipo / Type / Tipo	X B5	Øa2	Øb2	Øe2	f2	Øs2	Ød1	l1	t1	u1	o
PCD 611-08	63	140	95	115	4	10	11	21	12.8	4	34.5
	71	160	110	130	4	9	14	25	16.3	5	41

~ Kg			
PCD 611-08 X B5	H	V	F
63	28	27	24
71	28	27	24

Tip / Type / Typ / Tipo / Type / Tipo	X B14	Øa2	Øb2	Øe2	f2	Øs2	Ød1	l1	t1	u1	o
PCD 611-08	63	91	60	75	4	5.5	11	23.5	12.8	4	37
	71	105	70	85	4	6.6	14	25	16.3	5	41

~ Kg			
PCD 611-08 X B14	H	V	F
63	27.5	26.5	23.5
71	27.5	26.5	23.5

PCD 611-08 HC

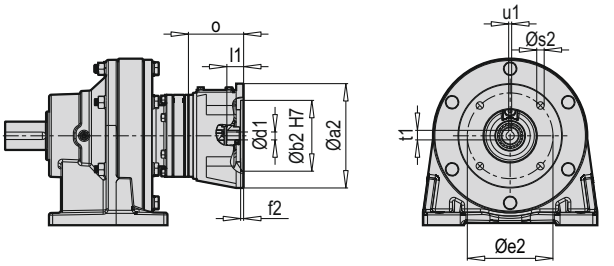

PCD 611-08 HW

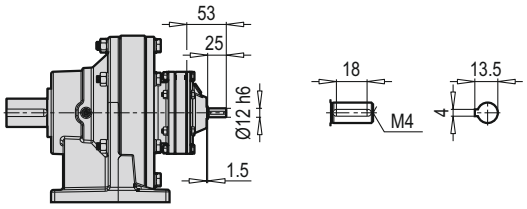

PCD 611-08 VC

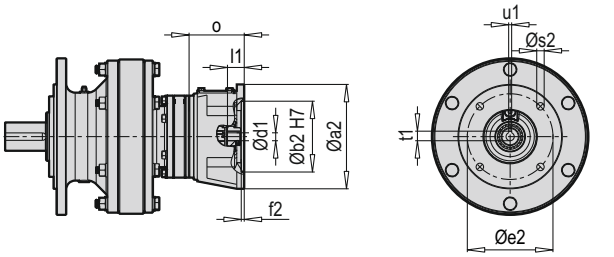

PCD 611-08 VW

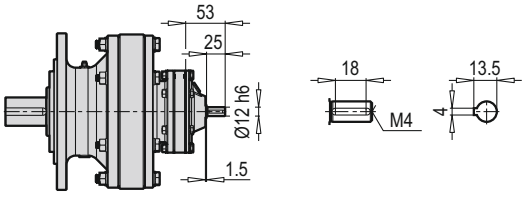

PCD 611-08 FC

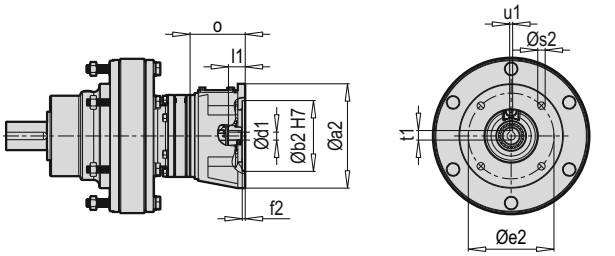

PCD 611-08 FW

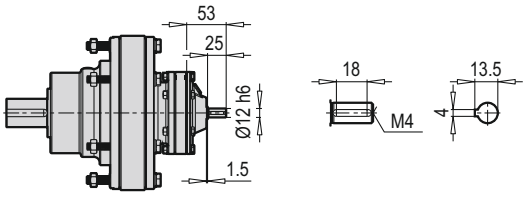

~ Kg			
PCD 611-08 W	H	V	F
	25	24	21

Tip / Type / Typ / Tipo / Type / Tipo	C B5	Øa2	Øb2	Øe2	f2	Øs2	Ød1	l1	t1	u1	o
PCD 611-08	63	140	95	115	4	10	11	22.5	12.8	4	74
	71	160	110	130	4	10	14	32	16.3	5	83

~ Kg			
PCD 611-08 C B5	H	V	F
63	27.5	26.5	23.5
71	28	27	24

PCD 611-09 HXM

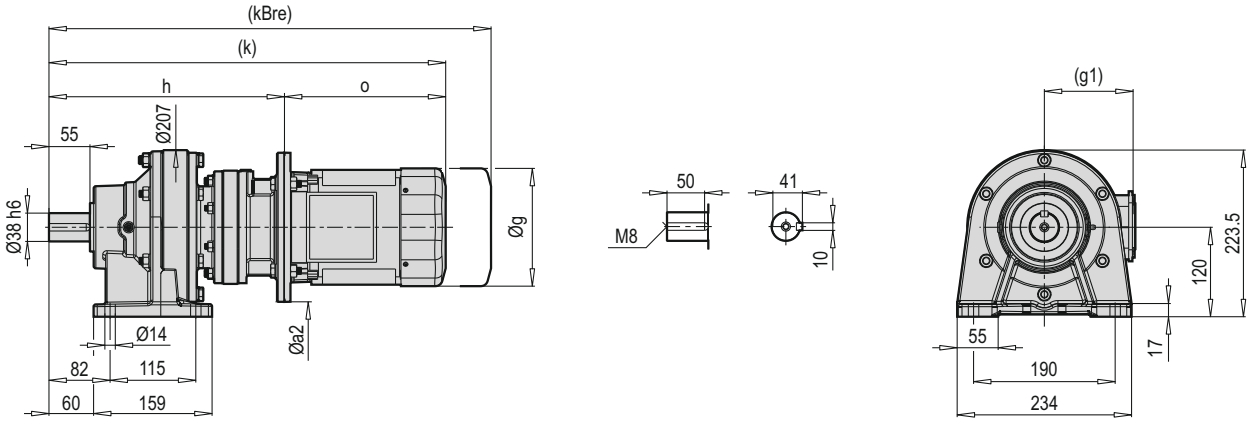

PCD 611-09 VXM

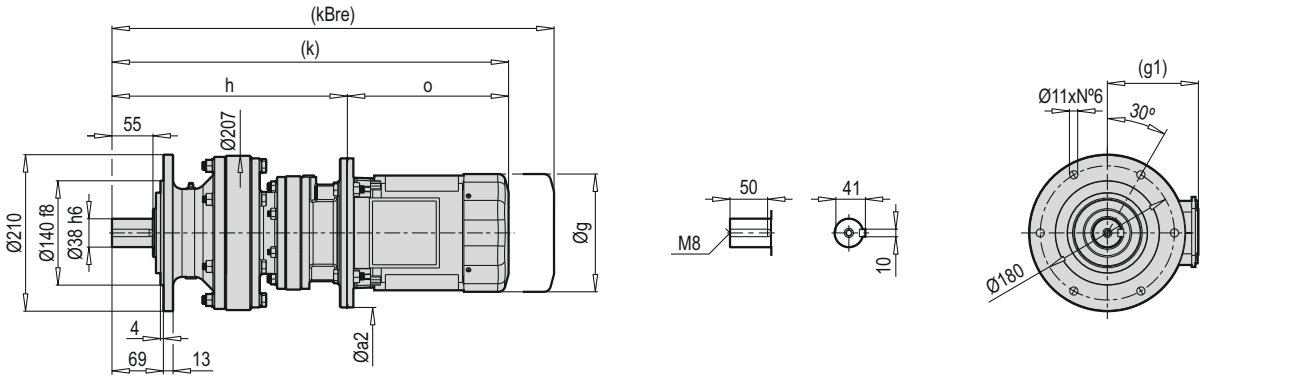

PCD 611-09 FXM

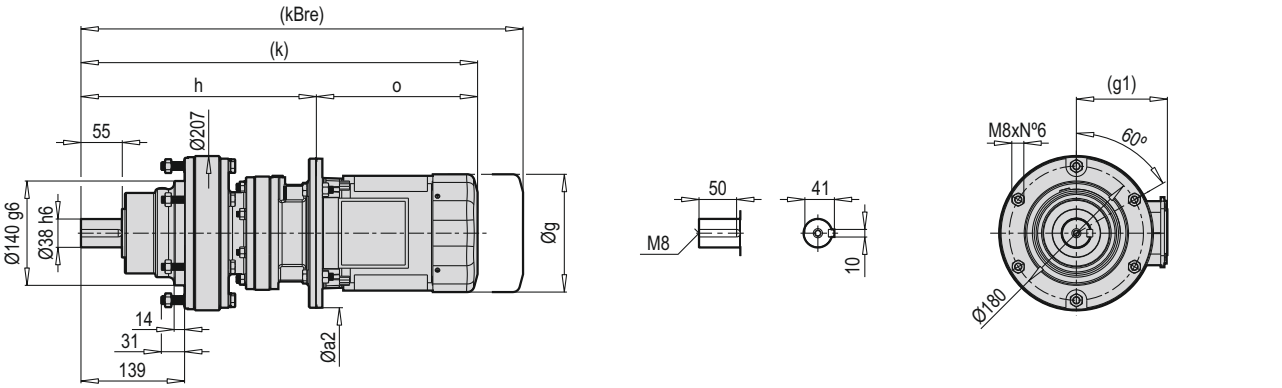

HXM VXM FXM	Øa2		g	g1	h		k		kBre		o	
	B5	B14			B5	B14	B5	B14	B5	B14	B5	B14
63	140	91	123	111	295	290	491.5	486.5	545	546	196.5	196.5
71	160	105	138	119	302	302	525	525	585	587.5	223	223
80	200	120	165	134.5	316	316	545	545	528.5	528.5	229	229
90	200	140	179	129	327	327	620	620	688.5	687.5	293	293

PCD 611-09 HCM

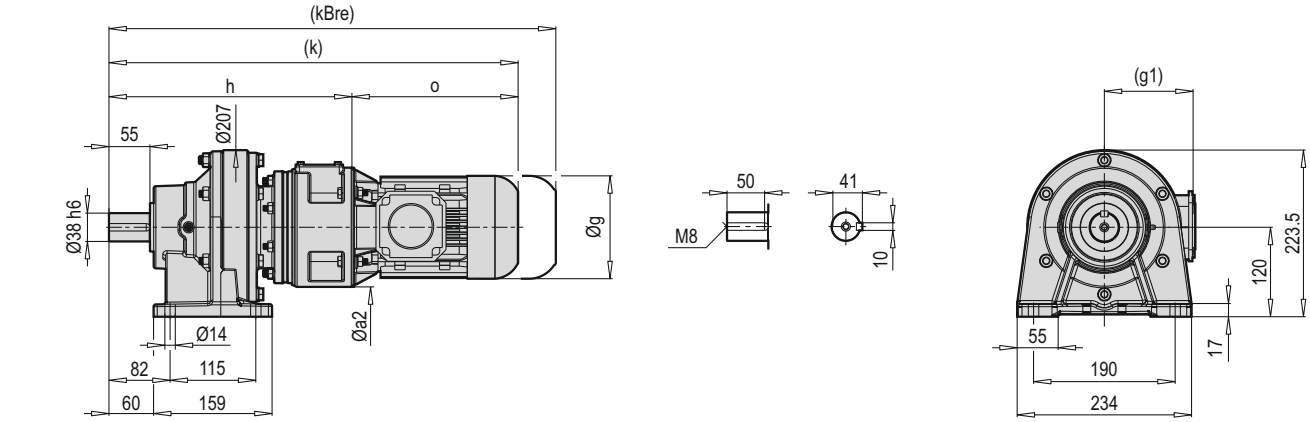

PCD 611-09 VCM

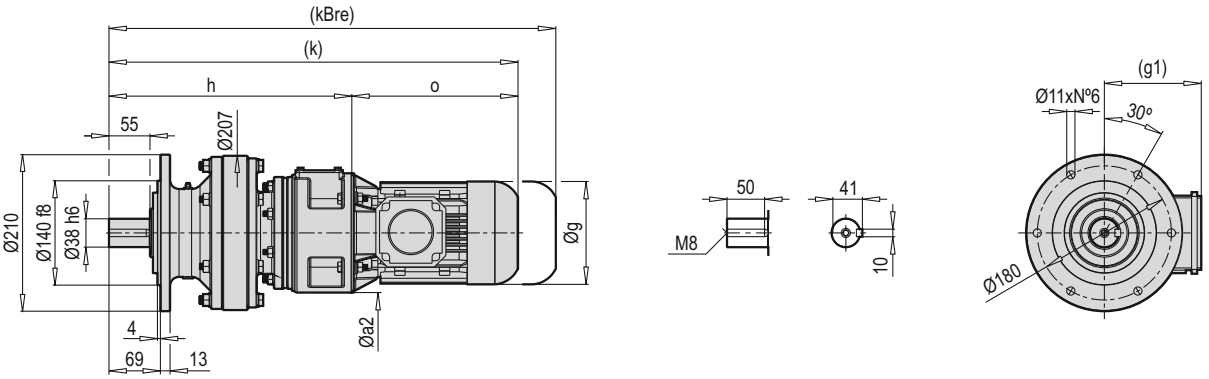

PCD 611-09 FCM

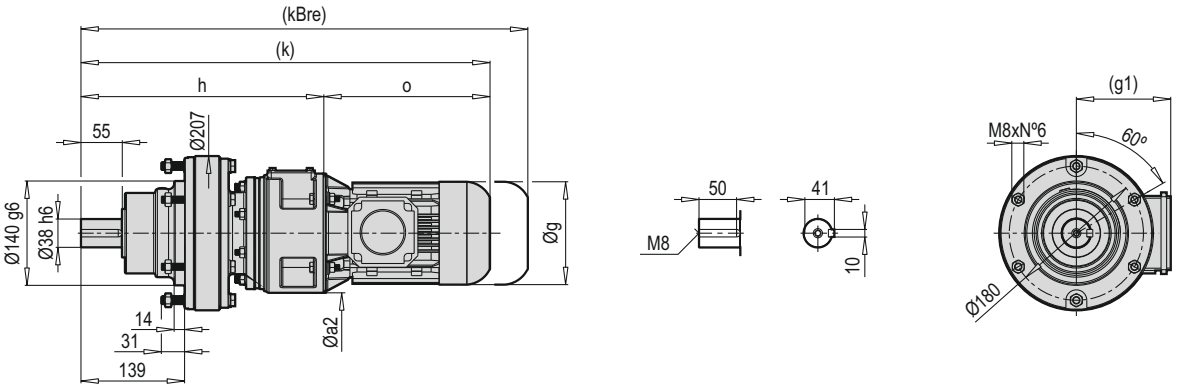

HCM VCM FCM	Øa2	g	g1	h	k	kBre	o
63	140	123	111	342	538.5	592	196.5
71	160	138	119	346.5	569.5	629.5	223
80	200	165	134.5	357	586	669.5	229
90	200	179	129	367	660	728.5	293

PCD 611-09 HX

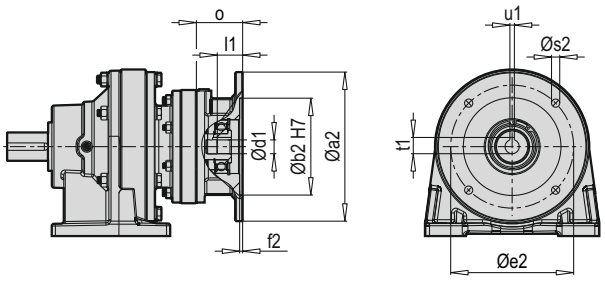

PCD 611-09 VX

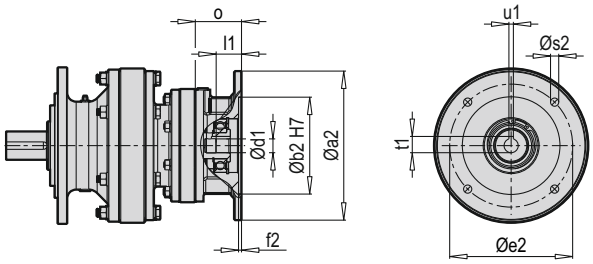

PCD 611-09 FX

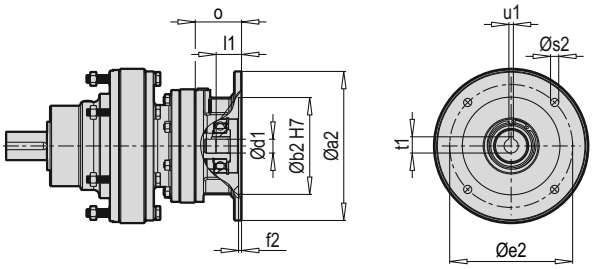

Tip / Type / Typ / Tipo / Type / Tipo	X B5	Øa2	Øb2	Øe2	f2	Øs2	Ød1	l1	t1	u1	o
PCD 611-09	63	140	95	115	3.5	9	11	20.5	12.8	4	41
	71	160	110	130	4	9	14	25	16.3	5	48
	80	200	130	165	4	11	19	34	21.8	6	62
	90	200	130	165	4	11	24	36	27.3	8	73

~ Kg			
PCD 611-09 X B5	H	V	F
63	31.5	30.5	27.5
71	31.5	30.5	27.5
80	33	32	29
90	33	32	29

Tip / Type / Typ / Tipo / Type / Tipo	X B14	Øa2	Øb2	Øe2	f2	Øs2	Ød1	l1	t1	u1	o
PCD 611-09	63	91	60	75	3.5	5.5	11	20.5	12.8	4	41
	71	105	70	85	3	6.6	14	25	16.3	5	48
	80	120	80	100	4	6.6	19	34	21.8	6	62
	90	140	95	115	4	9	24	36	27.3	8	73

~ Kg			
PCD 611-09 X B14	H	V	F
63	31	30	27
71	31	30	27
80	32	31	28
90	32	31	28

PCD 611-09 HC

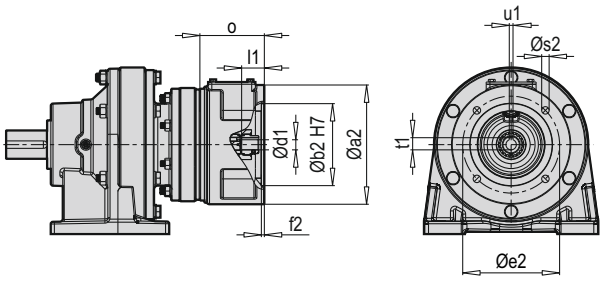

PCD 611-09 HW

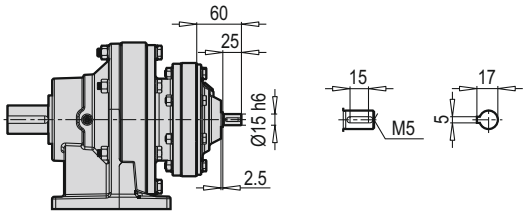

PCD 611-09 VC

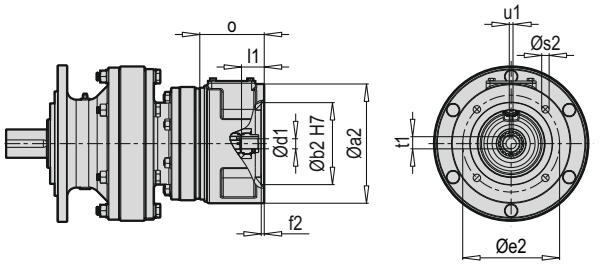

PCD 611-09 VW

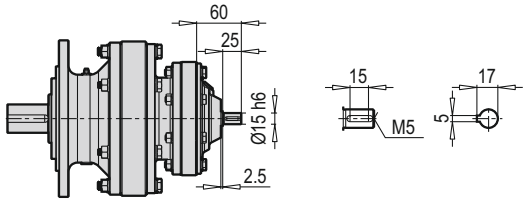

PCD 611-09 FC

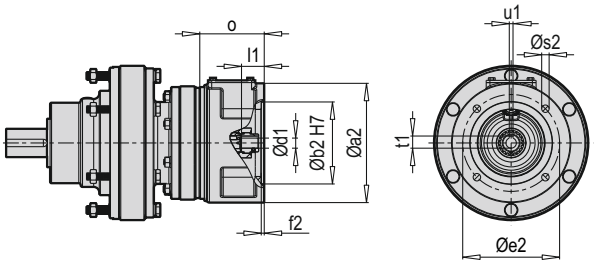

PCD 611-09 FW

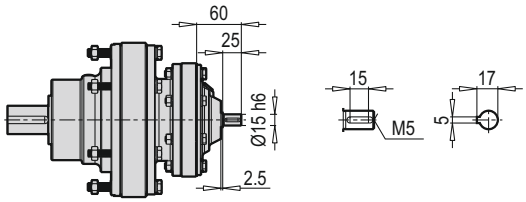

~ Kg			
PCD 611-09 W	H	V	F
	30	29	26

Tip / Type / Typ / Tipo / Type / Tipo	C B5	Øa2	Øb2	Øe2	f2	Øs2	Ød1	l1	t1	u1	o
PCD 611-09	63	140	95	115	4	10	11	23.5	12.8	4	82
	71	160	110	130	4	10	14	30.5	16.3	5	86.5
	80	200	130	165	5	11	19	40	21.8	6	97
	90	200	130	165	5	11	24	50	27.3	8	107

~ Kg			
PCD 611-09 C B5	H	V	F
63	33.5	32.5	29.5
71	34	33	30
80	35.5	34.5	31.5
90	35.5	34.5	31.5

PCD 613-08 HXM

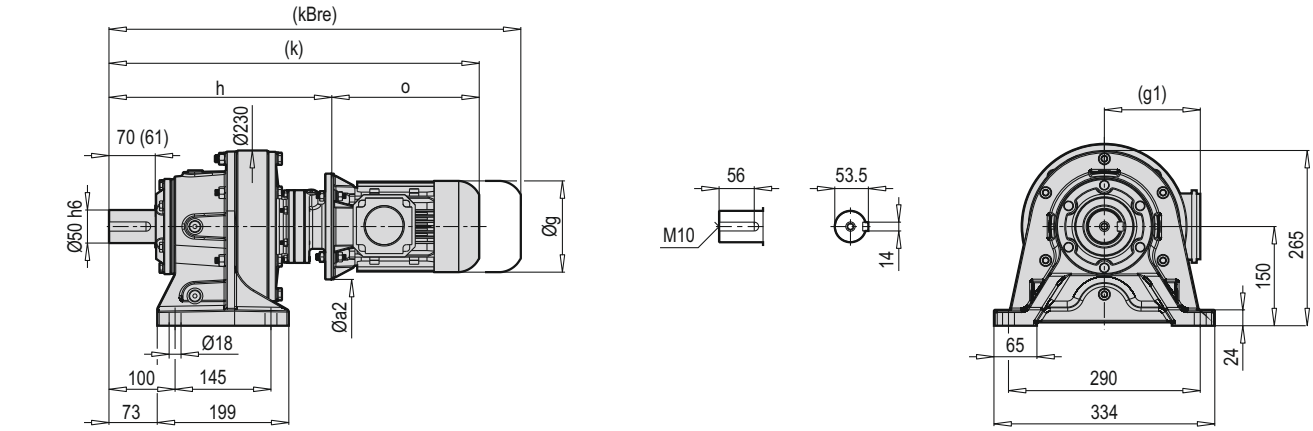

PCD 613-08 VXM

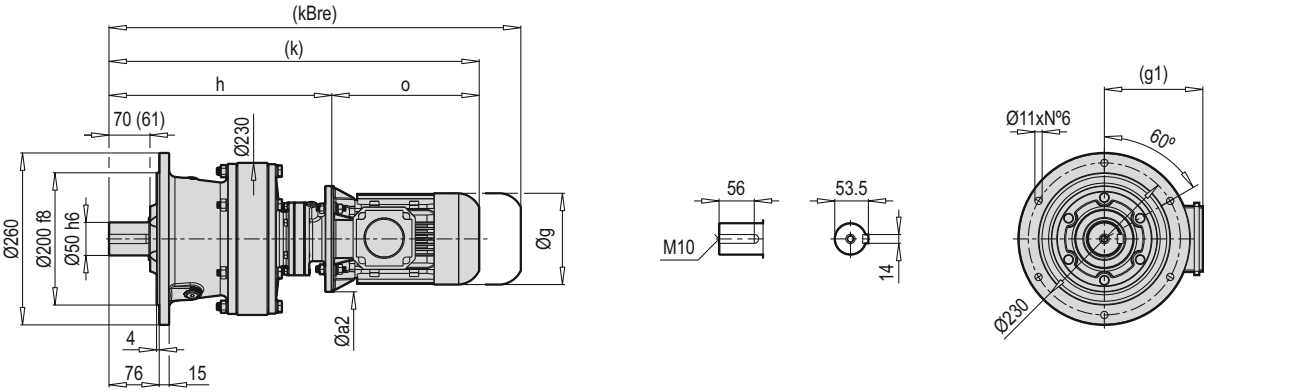

PCD 613-08 FXM

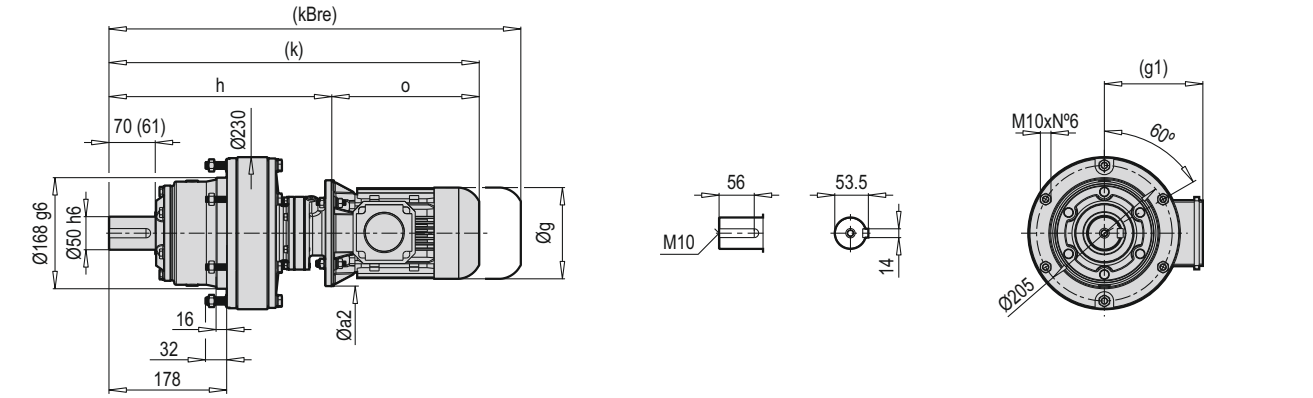

HXM VXM FXM	Øa2		g	g1	h		k		kBre		o	
	B5	B14			B5	B14	B5	B14	B5	B14	B5	B14
63	140	91	123	111	330.5	333	527	529.5	580.5	589	196.5	196.5
71	160	105	138	119	337	337	560	560	620	622.5	223	223

(*) M4 pozisyonu için verilmiştir. / (*) Given for position M4. / (*) Angegeben für Position M4. / (*) Dato per la posizione M4. / (*) Donné pour position M4. / (*) Dado para la posición M4.

PCD 613-08 HCM

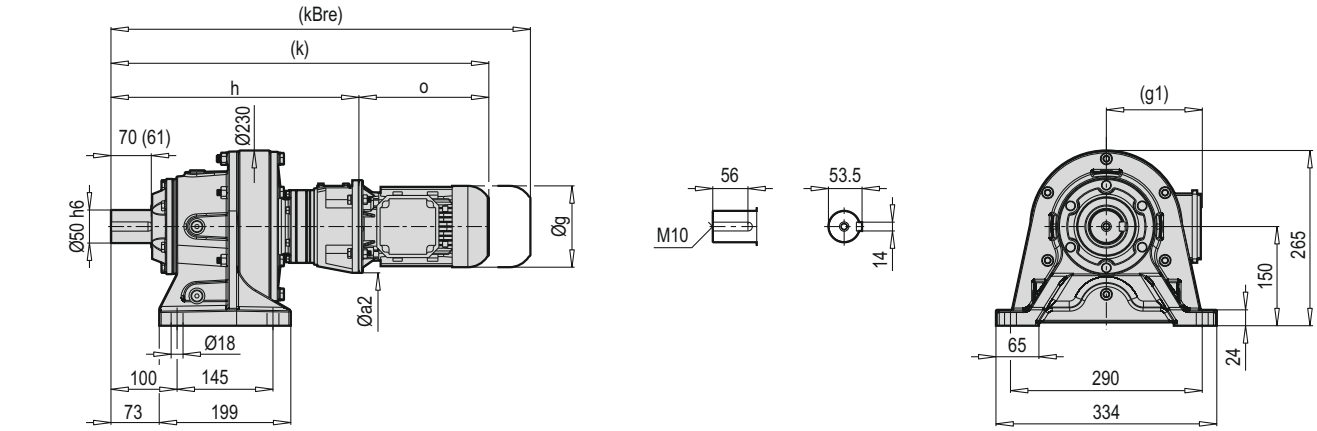

PCD 613-08 VCM

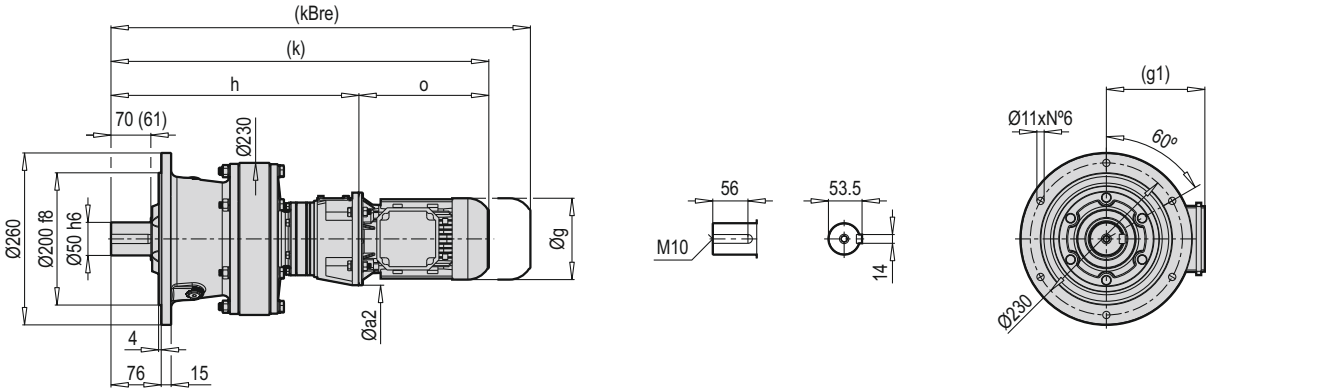

PCD 613-08 FCM

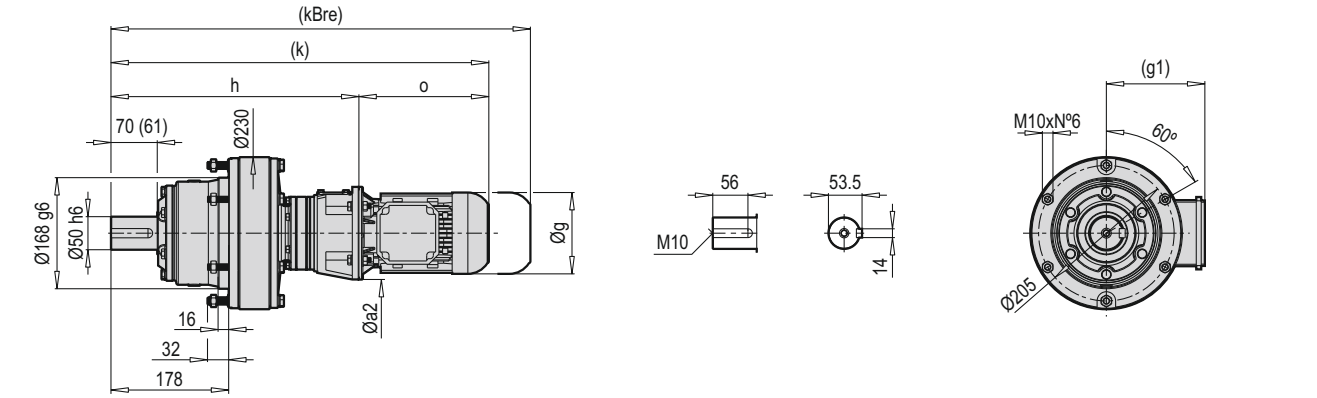

HCM VCM FCM	Øa2	g	g1	h	k	kBre	o
63	140	123	111	375	571.5	625	196.5
71	160	138	119	384	607	667	223

(*) M4 pozisyonu için verilmiştir. / (*) Given for position M4. / (*) Angegeben für Position M4. / (*) Dato per la posizione M4. / (*) Donné pour position M4. / (*) Dado para la posición M4.

PCD 613-08 HX

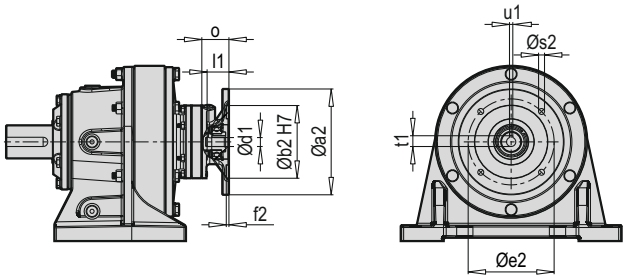

PCD 613-08 VX

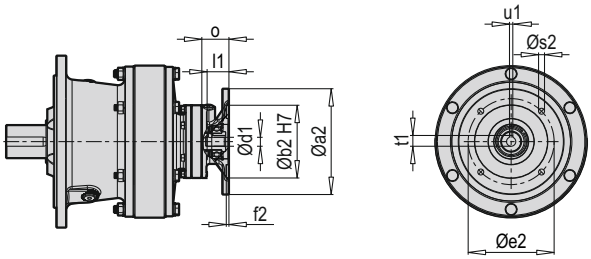

PCD 613-08 FX

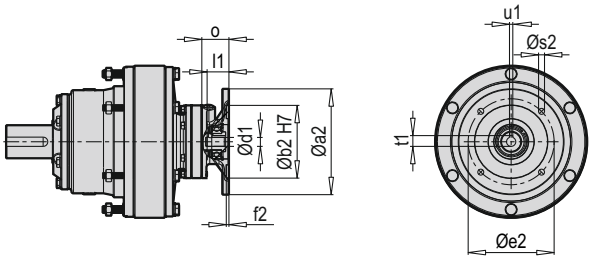

Tip / Type / Typ / Tipo / Type / Tipo	X B5	Øa2	Øb2	Øe2	f2	Øs2	Ød1	l1	t1	u1	o
PCD 613-08	63	140	95	115	4	10	11	21	12.8	4	34.5
	71	160	110	130	4	9	14	25	16.3	5	41

~ Kg			
PCD 613-08 X B5	H	V	F
63	44	43	37
71	44	43	37

Tip / Type / Typ / Tipo / Type / Tipo	X B14	Øa2	Øb2	Øe2	f2	Øs2	Ød1	l1	t1	u1	o
PCD 613-08	63	91	60	75	4	5.5	11	23.5	12.8	4	37
	71	105	70	85	4	6.6	14	25	16.3	5	41

~ Kg			
PCD 613-08 X B14	H	V	F
63	43.5	42.5	36.5
71	43.5	42.5	36.5

PCD 613-08 HC

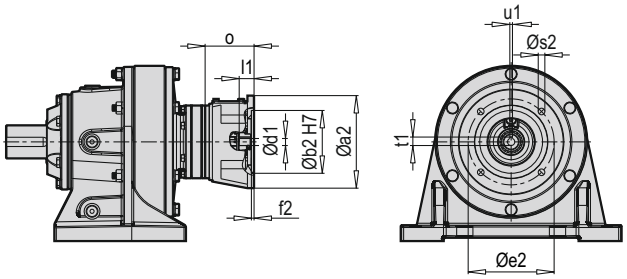

PCD 613-08 HW

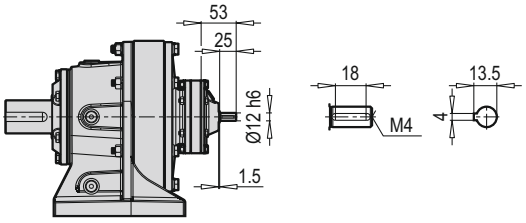

PCD 613-08 VC

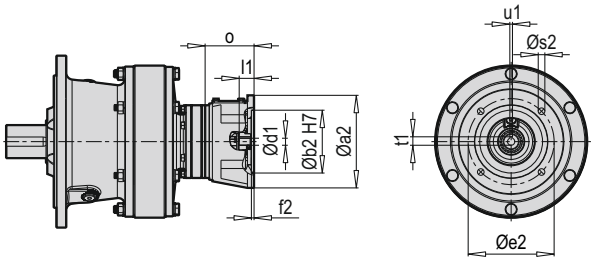

PCD 613-08 VW

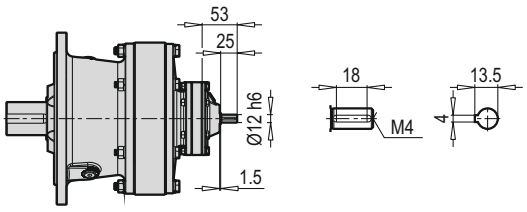

PCD 613-08 FC

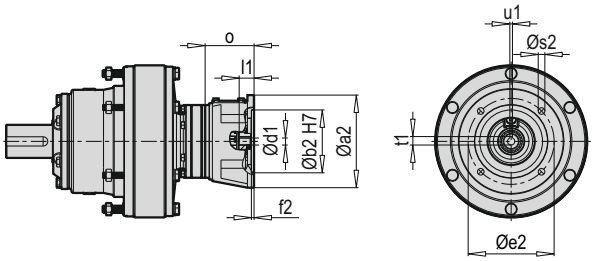

PCD 613-08 FW

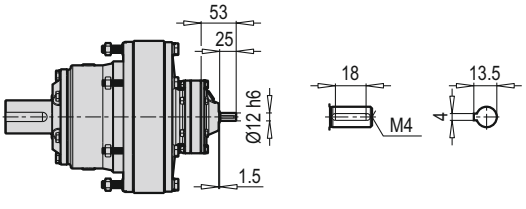

~ Kg			
PCD 613-08 W	H	V	F
	42	41	35

Tip / Type / Typ / Tipo / Type / Tipo	C B5	Øa2	Øb2	Øe2	f2	Øs2	Ød1	l1	t1	u1	o
PCD 613-08	63	140	95	115	4	10	11	22.5	12.8	4	74
	71	160	110	130	4	10	14	32	16.3	5	83

~ Kg			
PCD 613-08 C B5	H	V	F
63	44.5	43.5	37.5
71	45	44	38

PCD 613-09 HXM

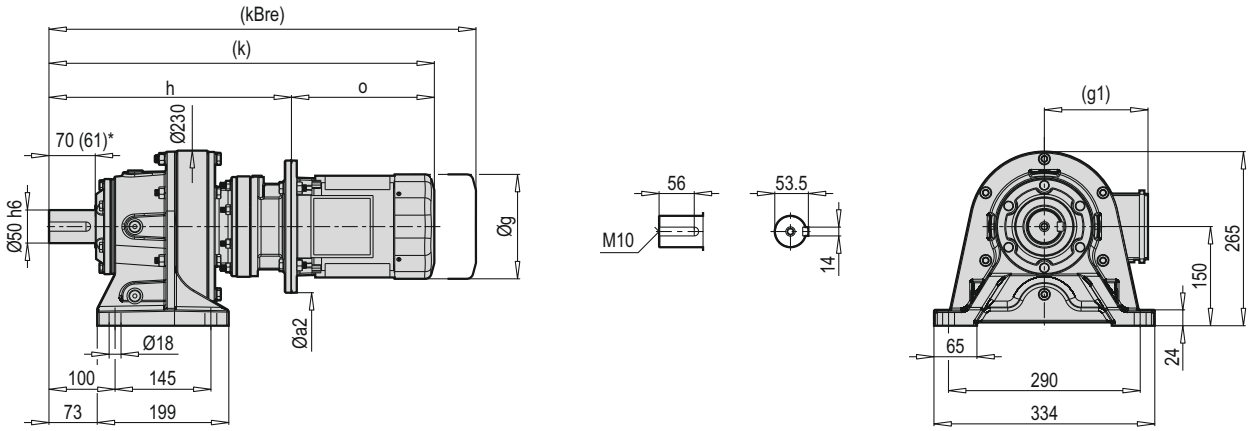

PCD 613-09 VXM

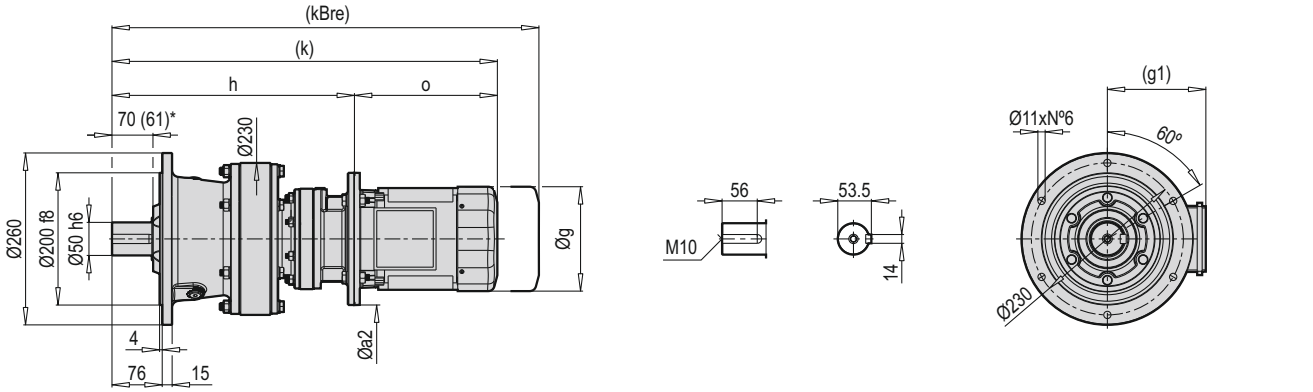

PCD 613-09 FXM

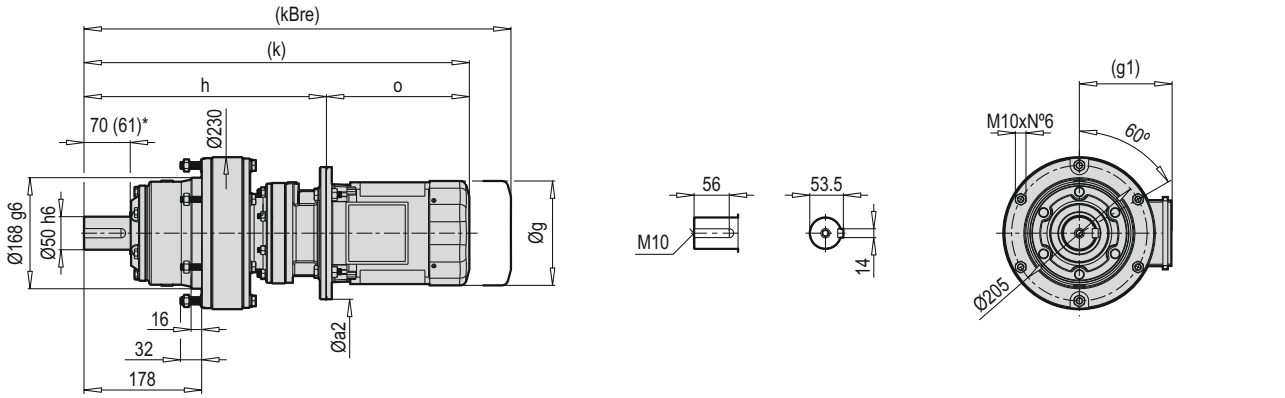

HXM VXM FXM	Øa2		g	g1	h		k		kBre		o	
	B5	B14			B5	B14	B5	B14	B5	B14	B5	B14
63	140	91	123	111	330.5	337	527	533.5	580.5	593	196.5	196.5
71	160	105	138	119	337	344	560	567	620	629.5	223	223
80	200	120	165	134.5	367	358	596	587	679.5	670.5	229	229
90	200	140	179	129	373.5	373.5	666.5	666.5	719.5	734	293	293

(*) M4 pozisyonu için verilmiştir. / (*) Given for position M4. / (*) Angegeben für Position M4. / (*) Dato per la posizione M4. / (*) Donné pour position M4. / (*) Dado para la posición M4.

PCD 613-09 HCM

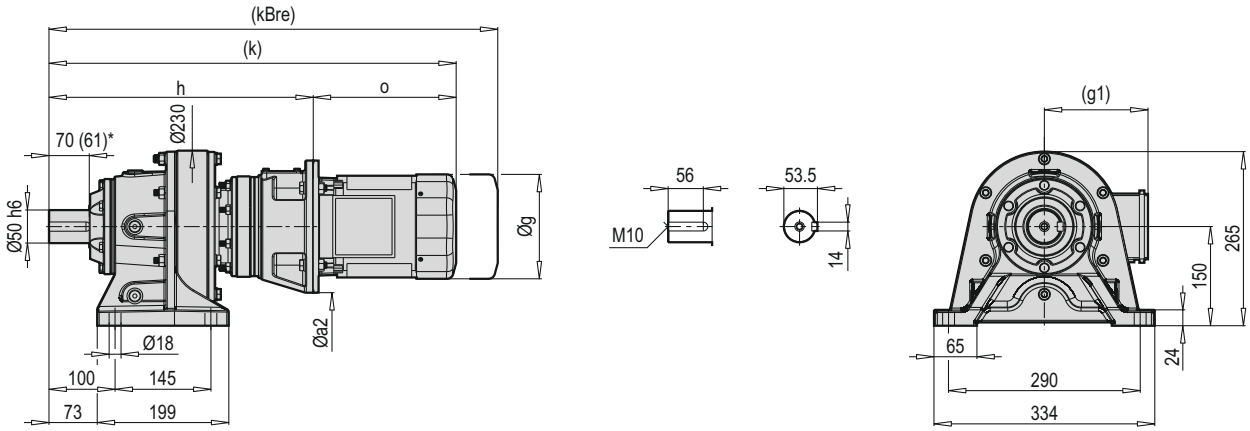

PCD 613-09 VCM

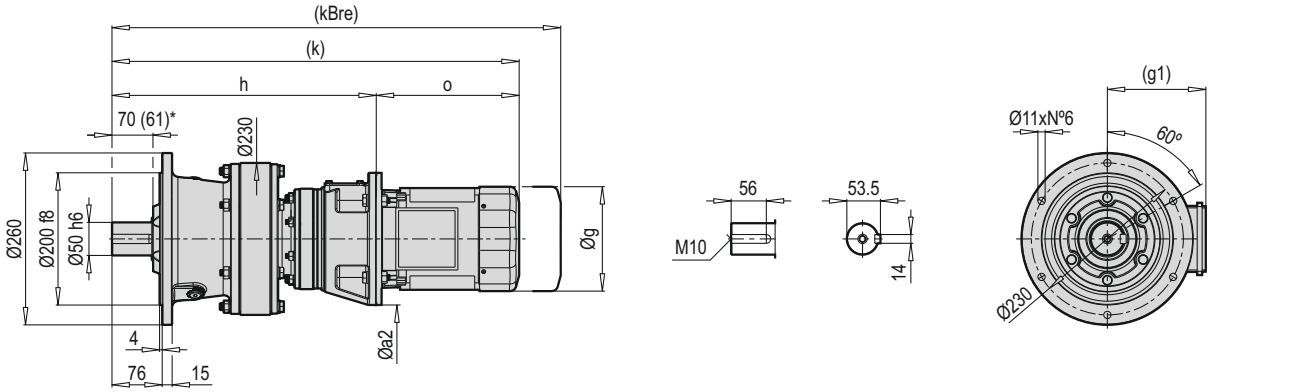

PCD 613-09 FCM

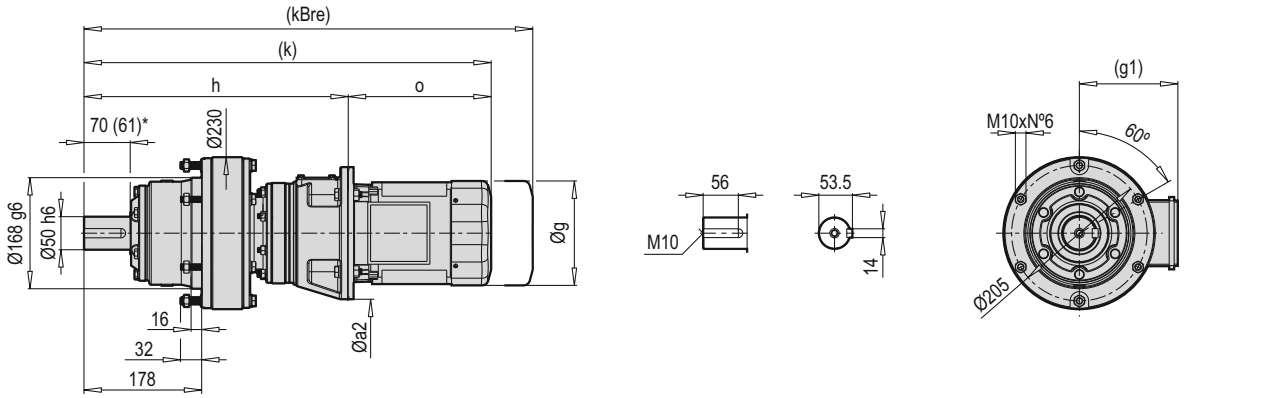

HCM VCM FCM	Øa2	g	g1	h	k	kBre	o
63	140	123	111	393	598.5	643	196.5
71	160	138	119	397.5	620.5	680.5	223
80	200	165	134.5	408	637	720.5	229
90	200	179	129	418	711	779.5	293

(*) M4 pozisyonu için verilmiştir. / (*) Given for position M4. / (*) Angegeben für Position M4. / (*) Dato per la posizione M4. / (*) Donné pour position M4. / (*) Dado para la posición M4.

PCD 613-09 HX

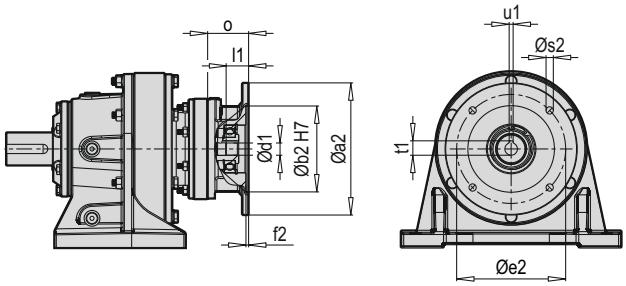

PCD 613-09 VX

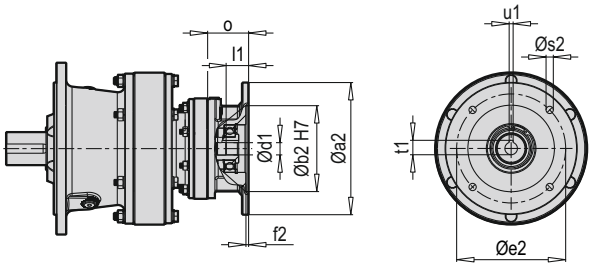

PCD 613-09 FX

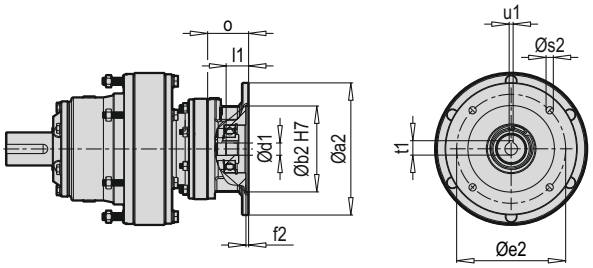

Tip / Type / Typ / Tipo / Type / Tipo	X B5	Øa2	Øb2	Øe2	f2	Øs2	Ød1	l1	t1	u1	o
PCD 613-09	63	140	95	115	3.5	9	11	20.5	12.8	4	41
	71	160	110	130	4	9	14	25	16.3	5	48
	80	200	130	165	4	11	19	34	21.8	6	62
	90	200	130	165	4	11	24	36	27.3	8	73

~ Kg			
PCD 613-09 X B5	H	V	F
63	47.5	46.5	40.5
71	47.5	46.5	40.5
80	49	48	42
90	49	48	42

Tip / Type / Typ / Tipo / Type / Tipo	X B14	Øa2	Øb2	Øe2	f2	Øs2	Ød1	l1	t1	u1	o
PCD 613-09	63	91	60	75	3.5	5.5	11	20.5	12.8	4	41
	71	105	70	85	3	6.6	14	25	16.3	5	48
	80	120	80	100	4	6.6	19	34	21.8	6	62
	90	140	95	115	4	9	24	36	27.3	8	73

~ Kg			
PCD 613-09 X B14	H	V	F
63	47	46	40
71	47	46	40
80	48	47	41
90	48	47	41

PCD 613-09 HC

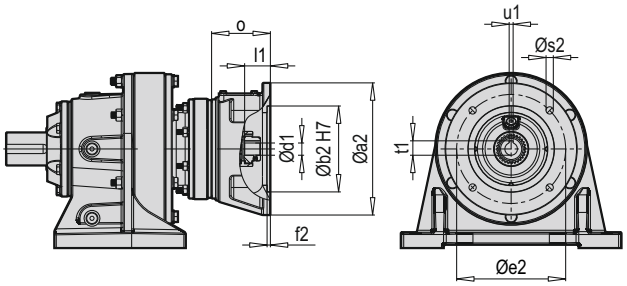

PCD 613-09 HW

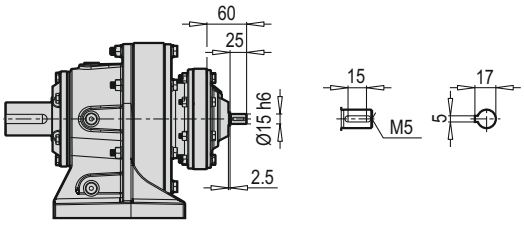

PCD 613-09 VC

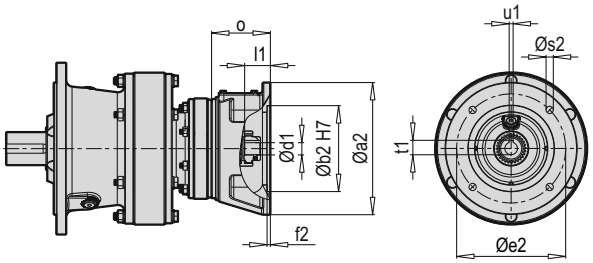

PCD 613-09 VW

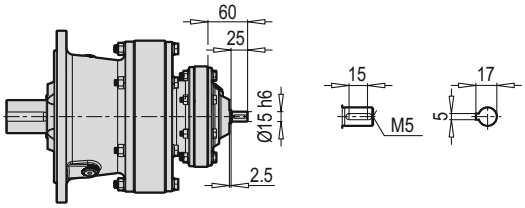

PCD 613-09 FC

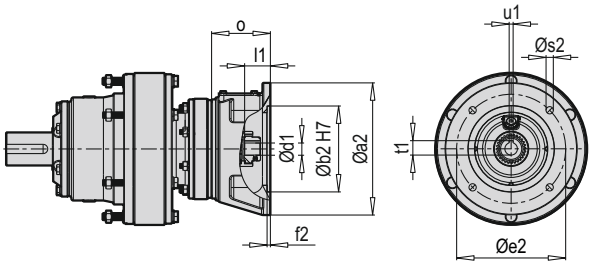

PCD 613-09 FW

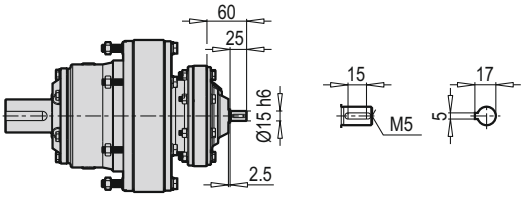

~ Kg			
PCD 613-09 W	H	V	F
	45	45	38

Tip / Type / Typ / Tipo / Type / Tipo	C B5	Øa2	Øb2	Øe2	f2	Øs2	Ød1	l1	t1	u1	o
PCD 613-09	63	140	95	115	4	10	11	23.5	12.8	4	82
	71	160	110	130	4	10	14	30.5	16.3	5	86.5
	80	200	130	165	5	11	19	40	21.8	6	97
	90	200	130	165	5	11	24	50	27.3	8	107

~ Kg			
PCD 613-09 C B5	H	V	F
63	48.5	48.5	41.5
71	49	49	42
80	50.5	50.5	43.5
90	50.5	50.5	43.5

PCD 613-10 HXM

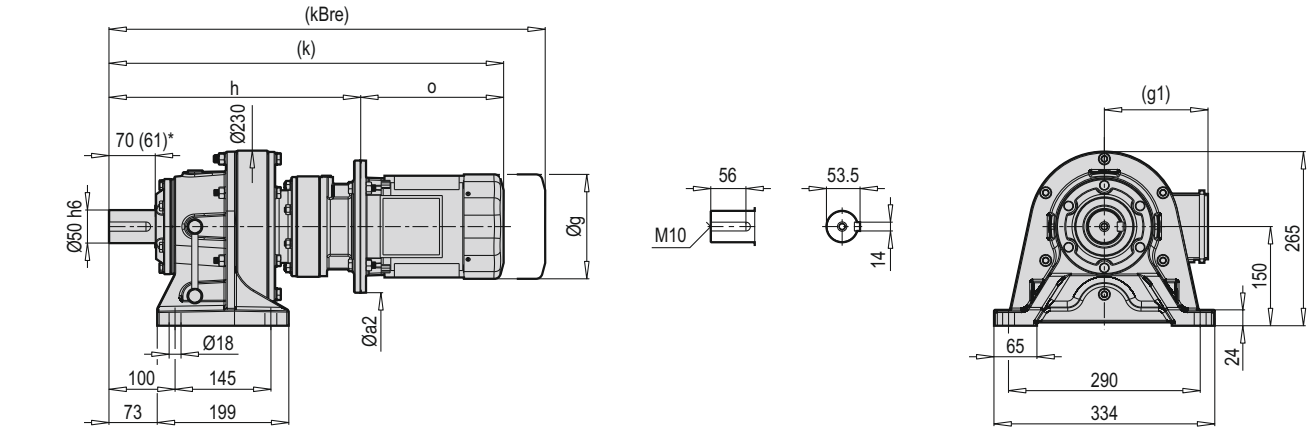

PCD 613-10 VXM

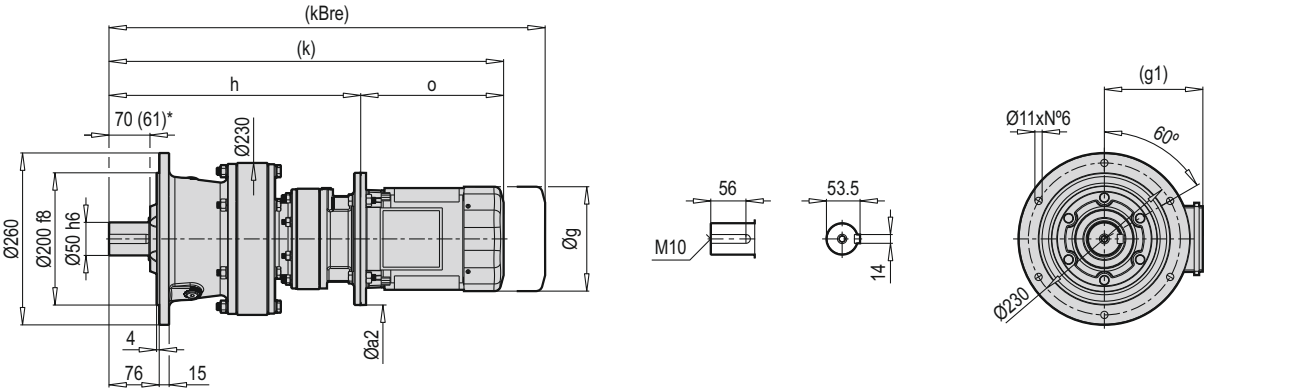

PCD 613-10 FXM

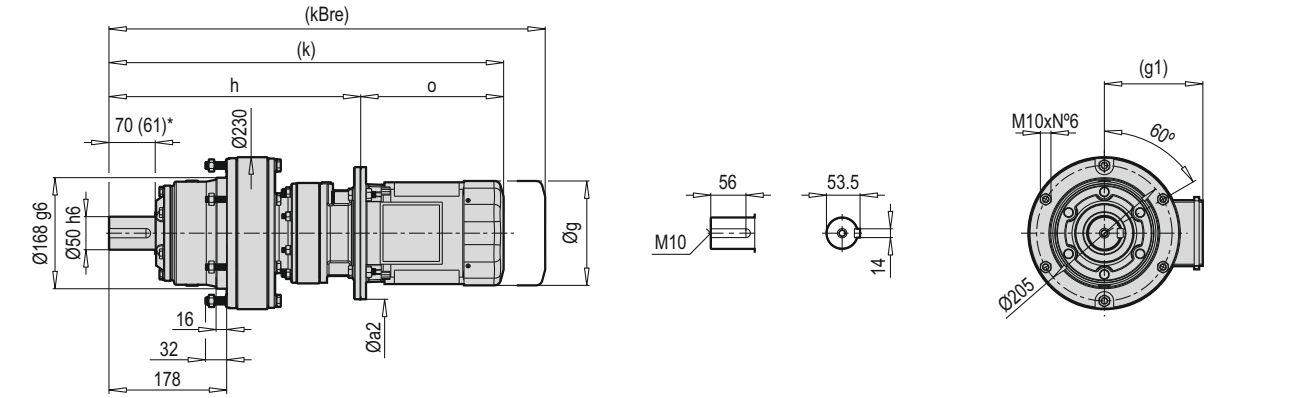

HXM VXM FXM	Øa2		g	g1	h		k		kBre		o	
	B5	B14			B5	B14	B5	B14	B5	B14	B5	B14
63	140	91	123	111	351.5	351.5	548	548	601.5	607.5	196.5	196.5
71	160	105	138	119	364	364	587	587	647	649.5	223	223
80	200	120	165	134.5	366	366	595	595	678.5	678.5	229	229
90	200	140	179	129	384	384	677	677	745.5	744.5	293	293
100	250	160	199	154.5	396	396	736	736	819	819	340	340

(*) M4 pozisyonu için verilmiştir. / (*) Given for position M4. / (*) Angegeben für Position M4. / (*) Dato per la posizione M4. / (*) Donné pour position M4. / (*) Dado para la posición M4.

PCD 613-10 HCM

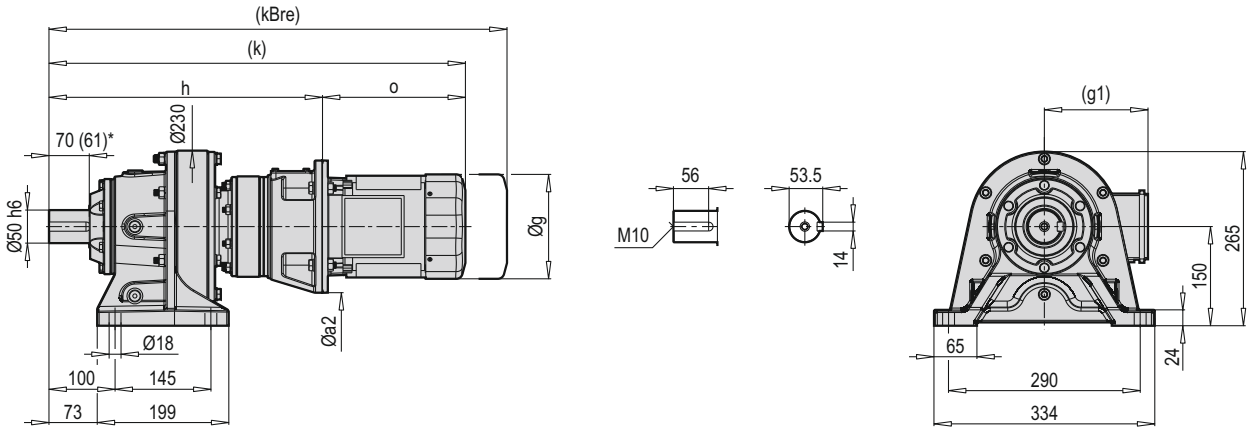

PCD 613-10 VCM

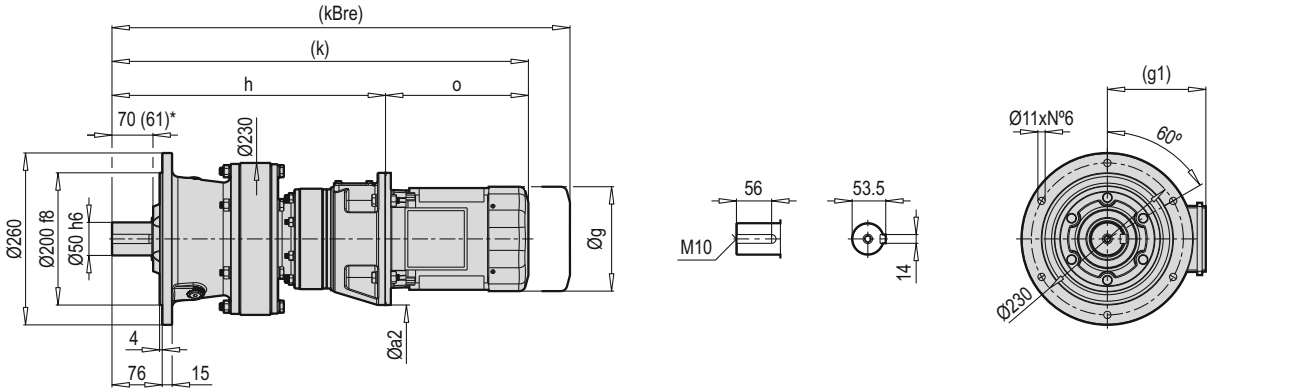

PCD 613-10 FCM

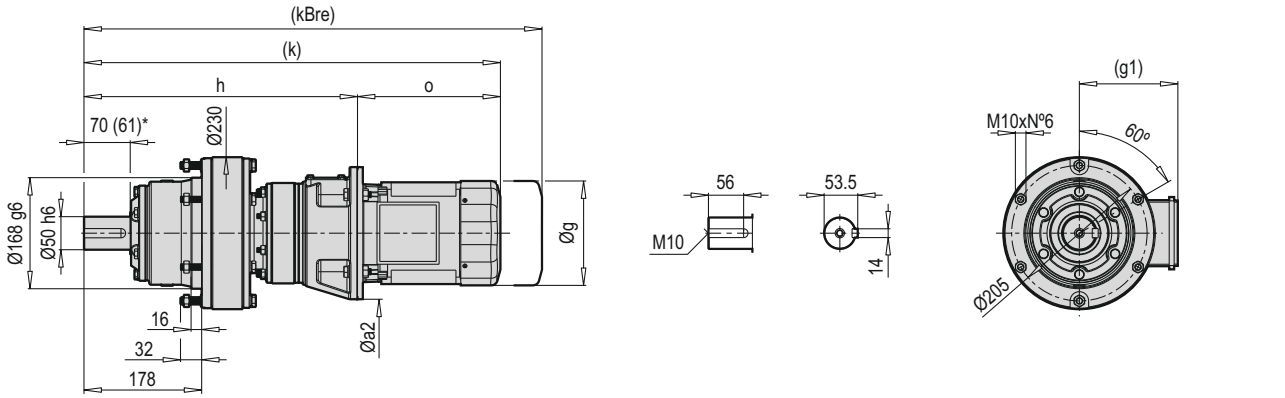

HCM VCM FCM	Øa2	g	g1	h	k	kBre	o
63	140	123	111	399	595.5	649	196.5
71	160	138	119	404	627	687	223
80	200	165	134.5	414	643	726.5	229
90	200	179	129	424	717	785.5	293
100	250	199	154.5	440.5	780.5	863.5	340

(*) M4 pozisyonu için verilmiştir. / (*) Given for position M4. / (*) Angegeben für Position M4. / (*) Dato per la posizione M4. / (*) Donné pour position M4. / (*) Dado para la posición M4.

PCD 613-10 HX

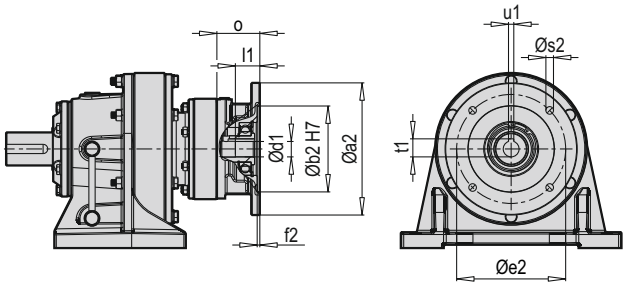

PCD 613-10 VX

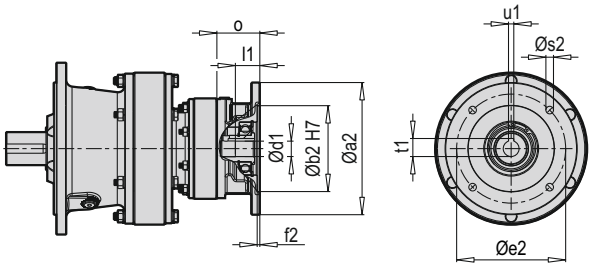

PCD 613-10 FX

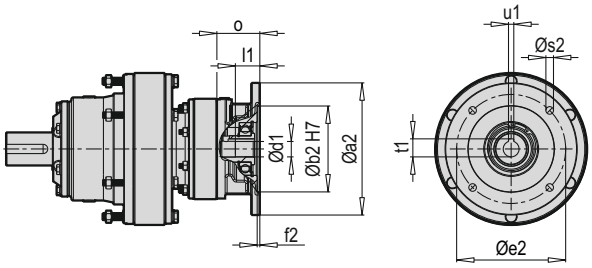

Tip / Type / Typ / Tipo / Type / Tipo	X B5	Øa2	Øb2	Øe2	f2	Øs2	Ød1	l1	t1	u1	o
PCD 613-10	63	140	95	115	4	M8	11	19.5	12.8	4	32.5
	71	160	110	130	4	M8	14	30	16.3	5	45
	80	200	130	165	4	11	19	34	21.8	6	47
	90	200	130	165	4	11	24	37	27.3	8	65
	100	250	180	215	4.5	14	28	46	31.3	8	77

~ Kg			
PCD 613-10 X B5	H	V	F
63	47.5	46.5	40.5
71	47.5	46.5	40.5
80	49	48	42
90	49	48	42
100	50	49	43

Tip / Type / Typ / Tipo / Type / Tipo	X B14	Øa2	Øb2	Øe2	f2	Øs2	Ød1	l1	t1	u1	o
PCD 613-10	63	91	60	75	4	6	11	19.5	12.8	4	32.5
	71	105	70	85	4	6.6	14	30	16.3	5	45
	80	120	80	100	4	6.6	19	34	21.8	6	47
	90	140	95	115	4	9	24	37	27.3	8	65
	100	160	110	130	4.5	9	28	46	31.3	8	77

~ Kg			
PCD 613-10 X B14	H	V	F
63	47	46	40
71	47	46	40
80	48	47	41
90	48	47	41
100	49	48	42

PCD 613-10 HC

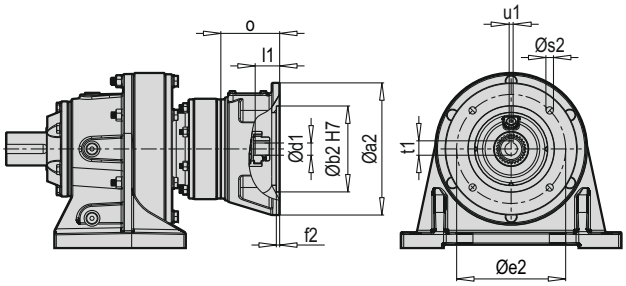

PCD 613-10 HW

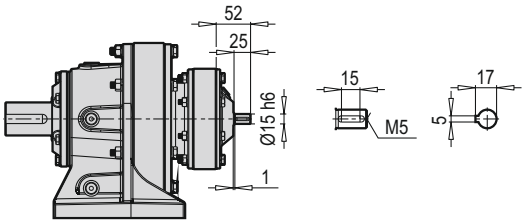

PCD 613-10 VC

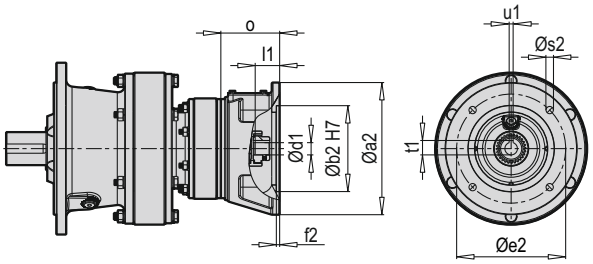

PCD 613-10 VW

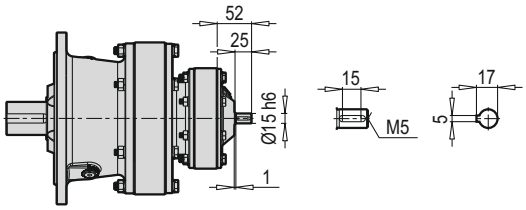

PCD 613-10 FC

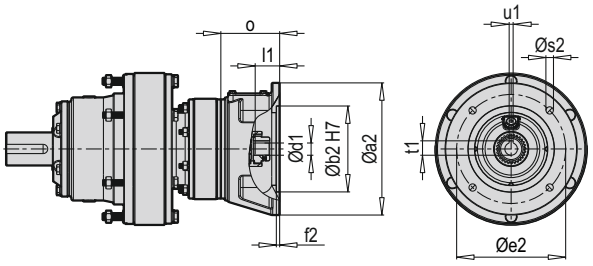

PCD 613-10 FW

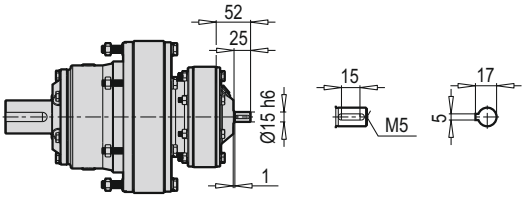

~ Kg			
PCD 613-10 W	H	V	F
	46	46	39

Tip / Type / Typ / Tipo / Type / Tipo	C B5	Øa2	Øb2	Øe2	f2	Øs2	Ød1	l1	t1	u1	o
PCD 613-10	63	140	95	115	4	10	11	24	12.8	4	74
	71	160	110	130	4	10	14	31	16.3	5	79
	80	200	130	165	5	11	19	40	21.8	6	89
	90	200	130	165	5	11	24	50	27.3	8	99
	100	250	180	215	6	14	28	61.5	31.3	8	115.5

~ Kg			
PCD 613-10 C B5	H	V	F
63	49.5	49.5	42.5
71	50	50	43
80	51.5	51.5	44.5
90	51.5	51.5	44.5
100	54	54	47

PCD 614-08 HXM

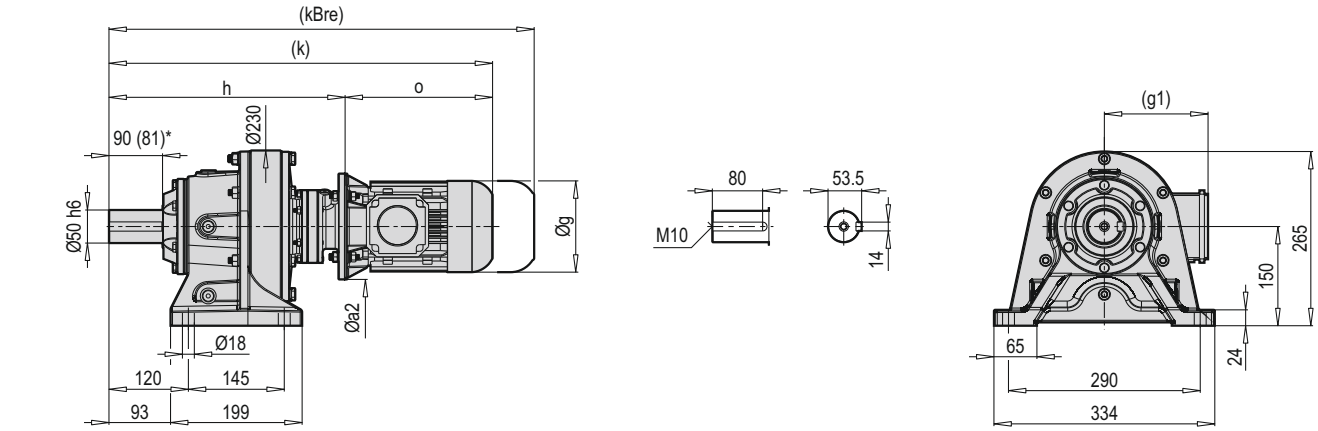

PCD 614-08 VXM

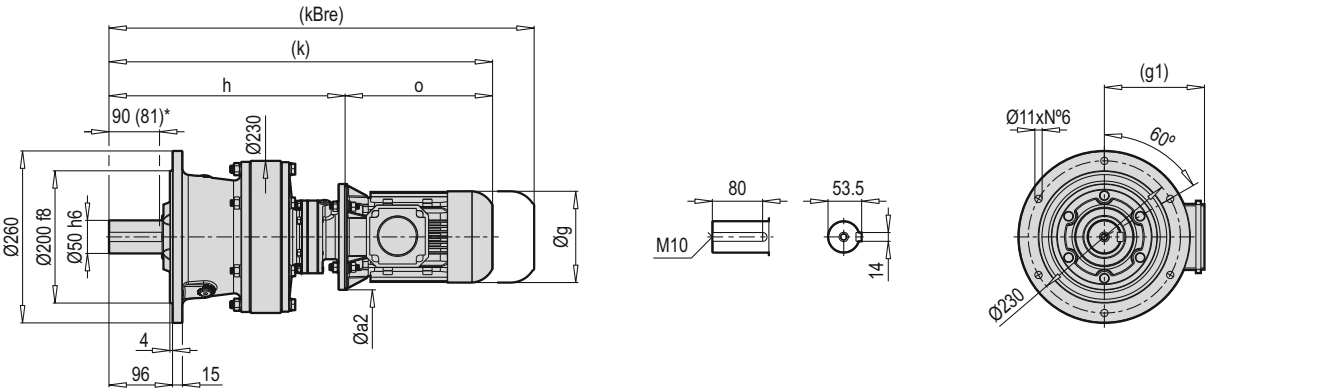

PCD 614-08 FXM

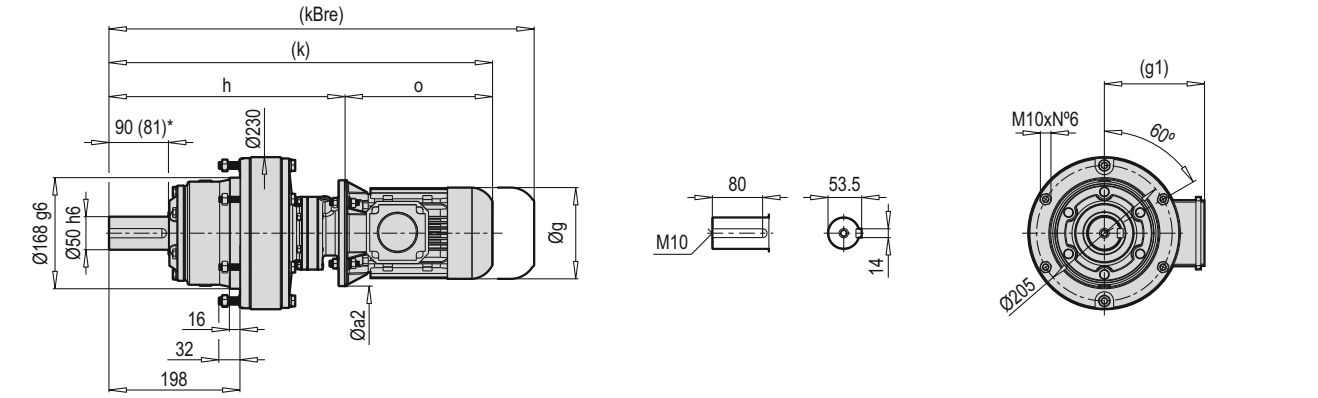

HXM VXM FXM	Øa2		g	g1	h		k		kBre		o	
	B5	B14			B5	B14	B5	B14	B5	B14	B5	B14
63	140	91	123	111	360.5	353	557	549.5	610.5	609	196.5	196.5
71	160	105	138	119	357	357	580	580	640	642.5	223	223

(*) M4 pozisyonu için verilmiştir. / (*) Given for position M4. / (*) Angegeben für Position M4. / (*) Dato per la posizione M4. / (*) Donné pour position M4. / (*) Dado para la posición M4.

PCD 614-08 HCM

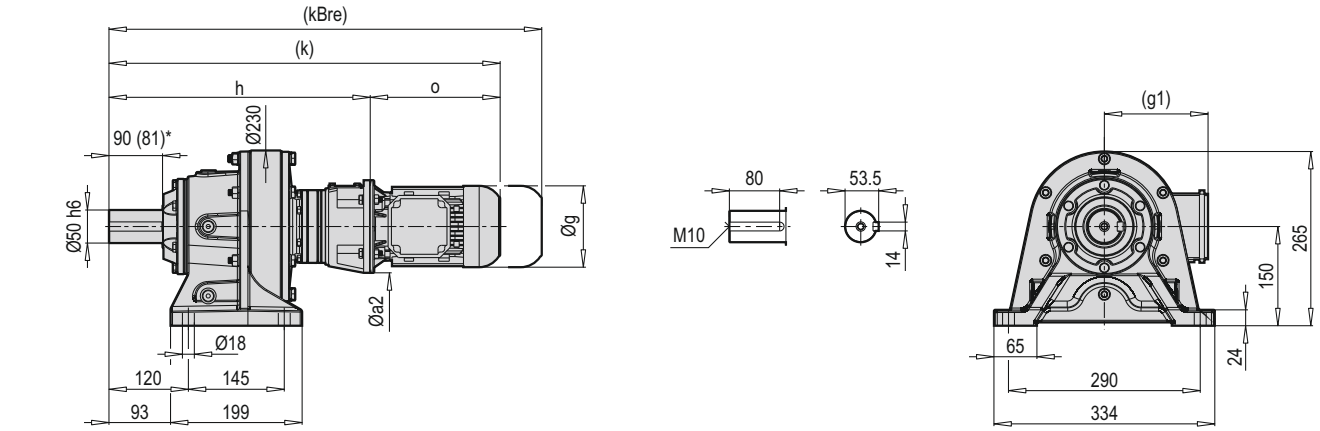

PCD 614-08 VCM

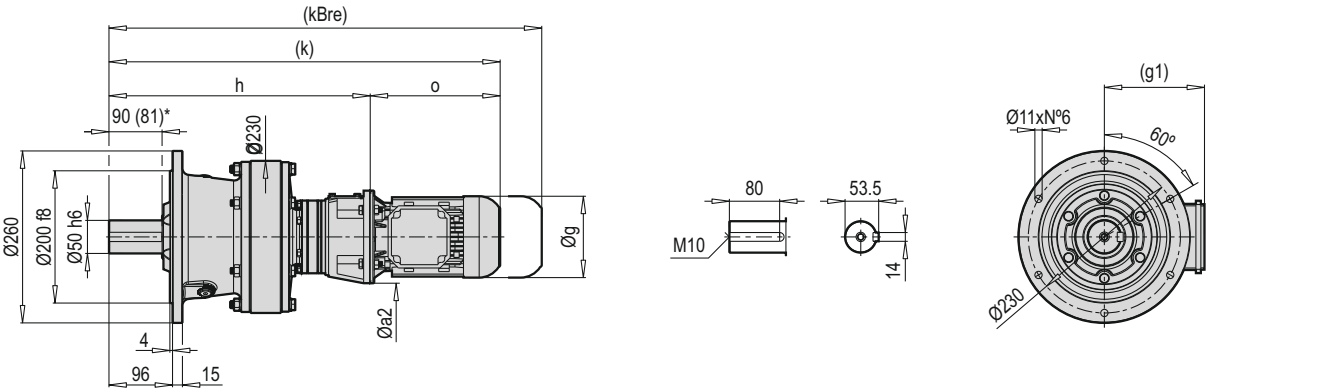

PCD 614-08 FCM

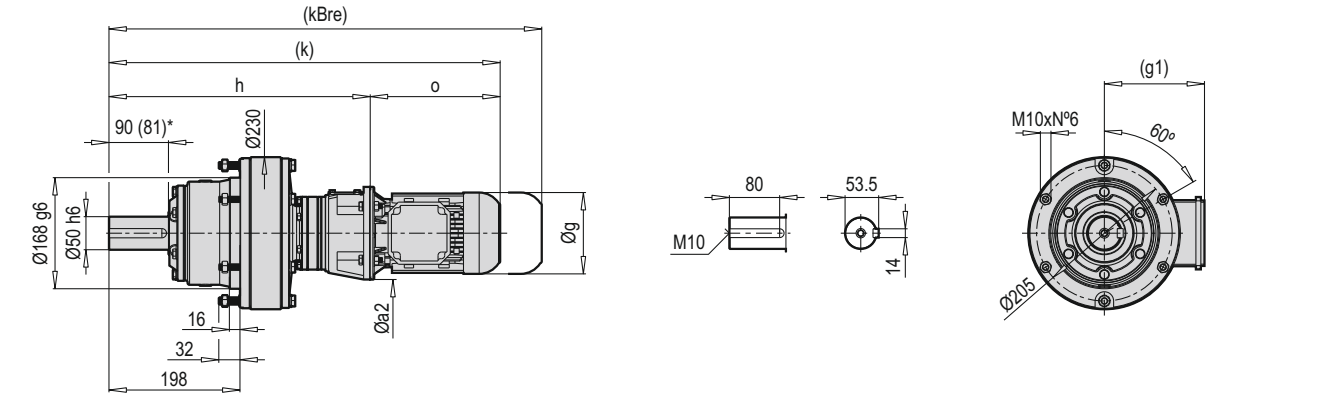

HCM VCM FCM	Øa2	g	g1	h	k	kBre	o
63	140	123	111	395	591.5	645	196.5
71	160	138	119	404	627	687	223

(*) M4 pozisyonu için verilmiştir. / (*) Given for position M4. / (*) Angegeben für Position M4. / (*) Dato per la posizione M4. / (*) Donné pour position M4. / (*) Dado para la posición M4.

PCD 614-08 HX

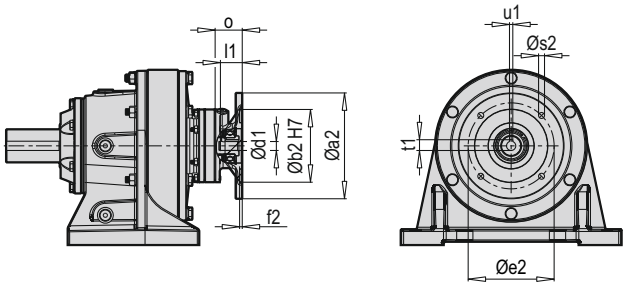

PCD 614-08 VX

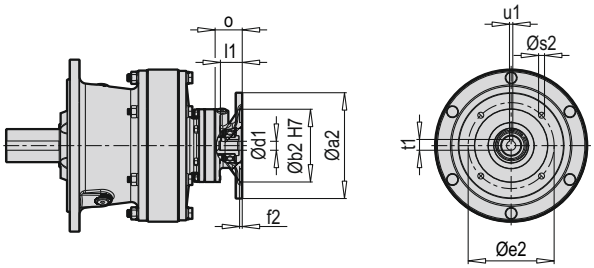

PCD 614-08 FX

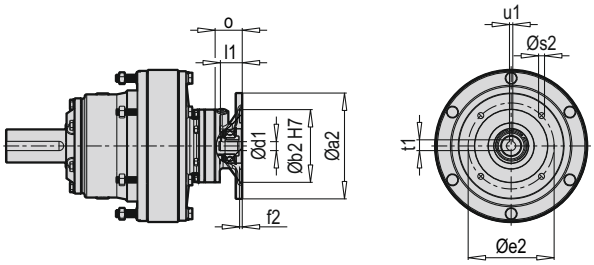

Tip / Type / Typ / Tipo / Type / Tipo	X B5	Øa2	Øb2	Øe2	f2	Øs2	Ød1	l1	t1	u1	o
PCD 614-08	63	140	95	115	4	10	11	21	12.8	4	34.5
	71	160	110	130	4	9	14	25	16.3	5	41

~ Kg			
PCD 614-08 X B5	H	V	F
63	44	43	37
71	44	43	37

Tip / Type / Typ / Tipo / Type / Tipo	X B14	Øa2	Øb2	Øe2	f2	Øs2	Ød1	l1	t1	u1	o
PCD 614-08	63	91	60	75	4	5.5	11	23.5	12.8	4	37
	71	105	70	85	4	6.6	14	25	16.3	5	41

~ Kg			
PCD 614-08 X B14	H	V	F
63	43.5	42.5	36.5
71	43.5	42.5	36.5

PCD 614-08 HC

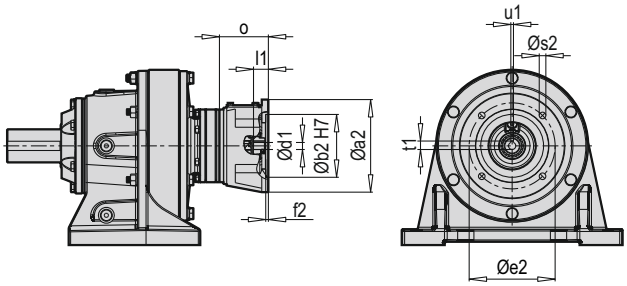

PCD 614-08 HW

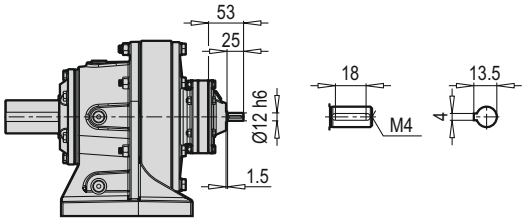

PCD 614-08 VC

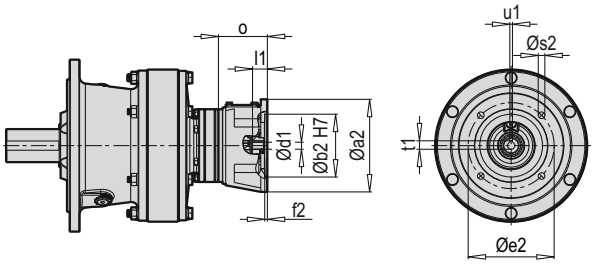

PCD 614-08 VW

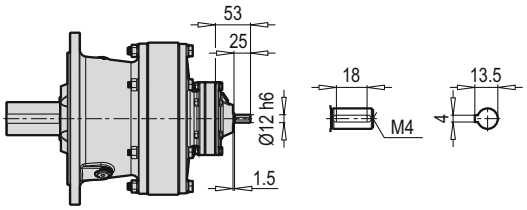

PCD 614-08 FC

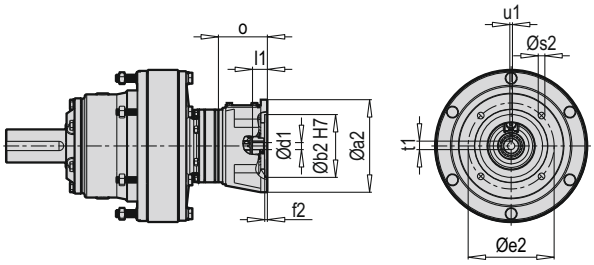

PCD 614-08 FW

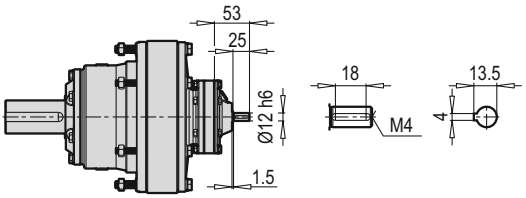

~ Kg			
PCD 614-08 W	H	V	F
	41	40	34

Tip / Type / Typ / Tipo / Type / Tipo	C B5	Øa2	Øb2	Øe2	f2	Øs2	Ød1	l1	t1	u1	o
PCD 614-08	63	140	95	115	4	10	11	22.5	12.8	4	74
	71	160	110	130	4	10	14	32	16.3	5	83

~ Kg			
PCD 614-08 C B5	H	V	F
63	43.5	42.5	36.5
71	44	43	37

PCD 614-09 HXM

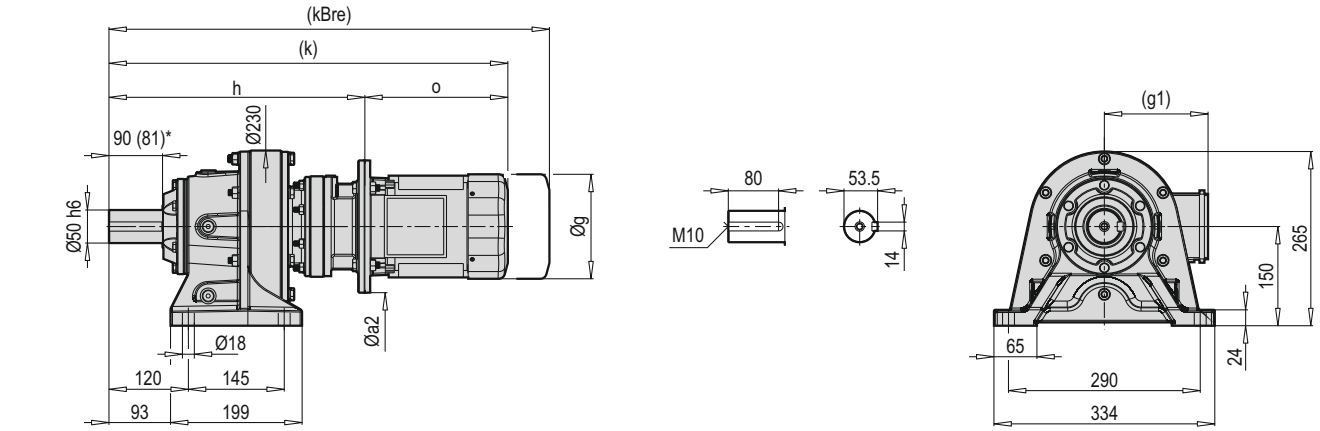

PCD 614-09 VXM

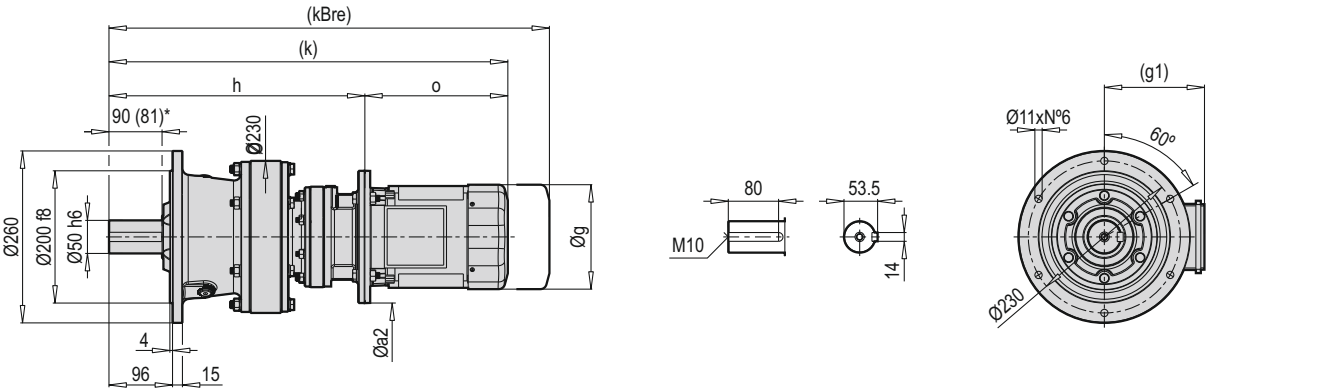

PCD 614-09 FXM

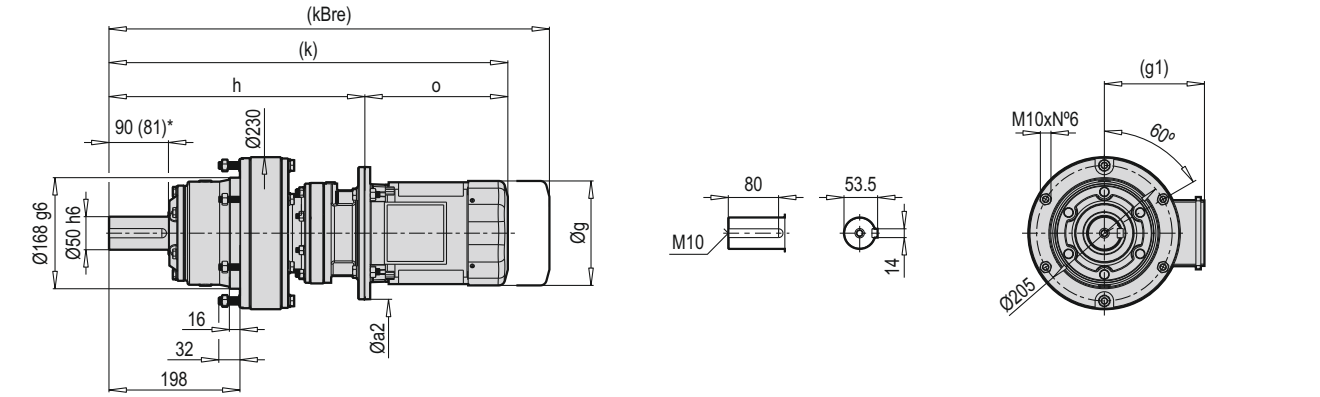

HXM VXM FXM	Øa2		g	g1	h		k		kBre		o	
	B5	B14			B5	B14	B5	B14	B5	B14	B5	B14
63	140	91	123	111	366	366	562.5	562.5	616	622	196.5	196.5
71	160	105	138	119	373	373	596	596	656	658.5	223	223
80	200	120	165	134.5	387	387	616	616	698.5	698.5	229	229
90	200	140	179	129	398	398	691	691	759.5	758.5	293	293

(*) M4 pozisyonu için verilmiştir. / (*) Given for position M4. / (*) Angegeben für Position M4. / (*) Dato per la posizione M4. / (*) Donné pour position M4. / (*) Dado para la posición M4.

PCD 614-09 HCM

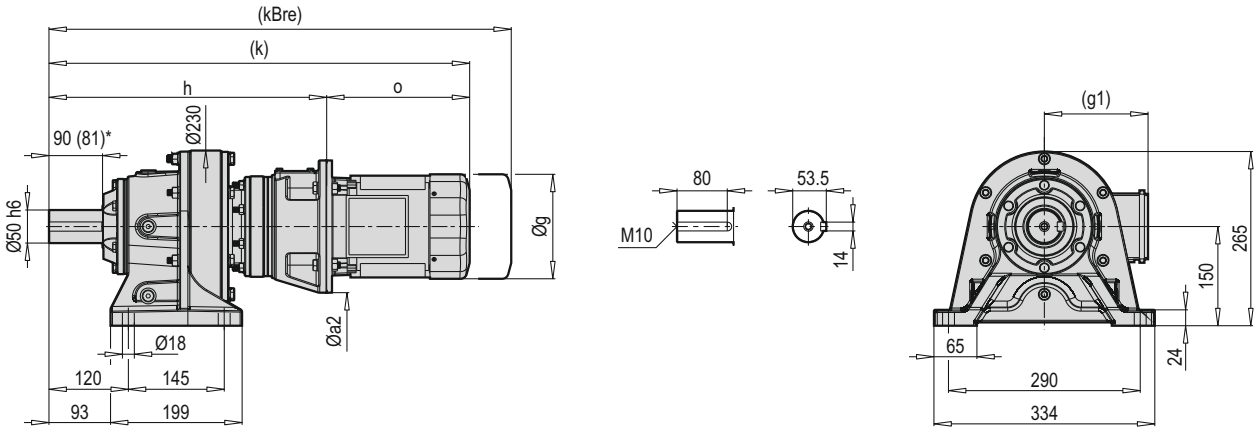

PCD 614-09 VCM

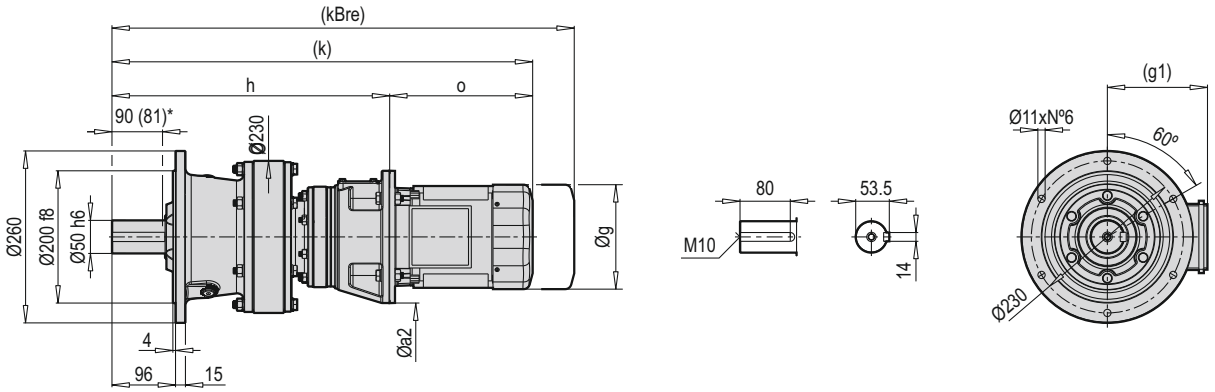

PCD 614-09 FCM

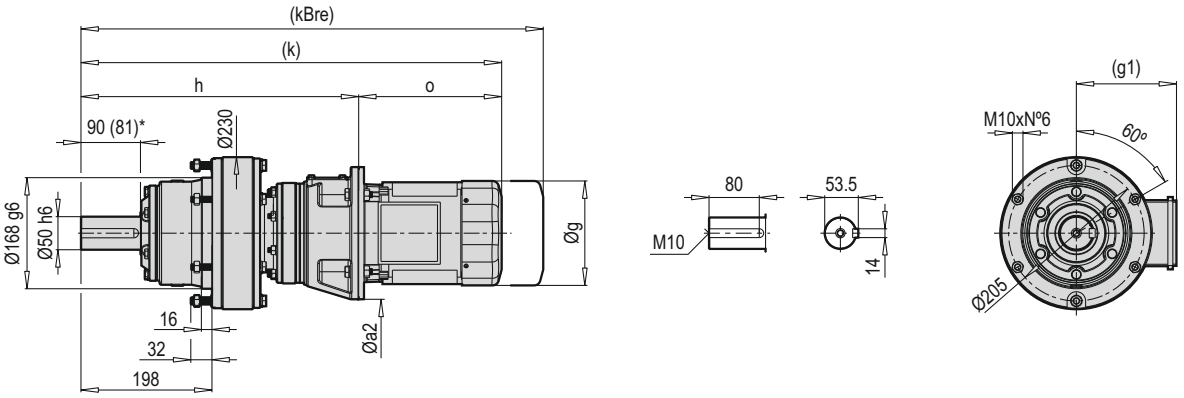

HCM VCM FCM	Øa2	g	g1	h	k	kBre	o
63	140	123	111	413	609.5	663	196.5
71	160	138	119	417.5	640.5	555.5	223
80	200	165	134.5	428	657	740.5	229
90	200	179	129	438	731	799.5	293

(*) M4 pozisyonu için verilmiştir. / (*) Given for position M4. / (*) Angegeben für Position M4. / (*) Dato per la posizione M4. / (*) Donné pour position M4. / (*) Dado para la posición M4.

PCD 614-09 HX

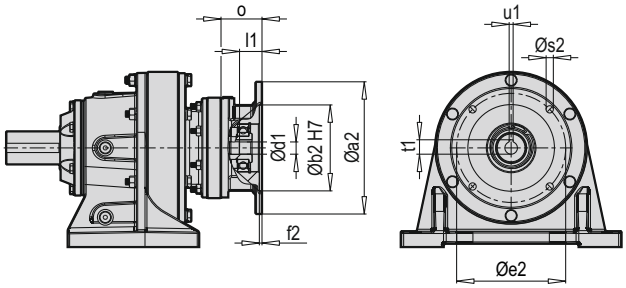

PCD 614-09 VX

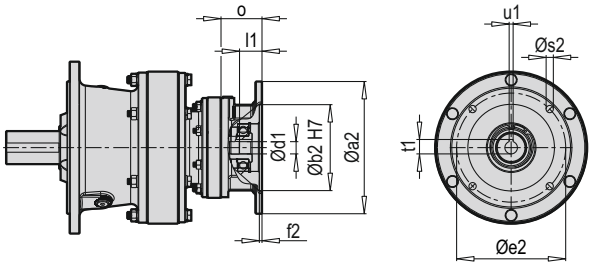

PCD 614-09 FX

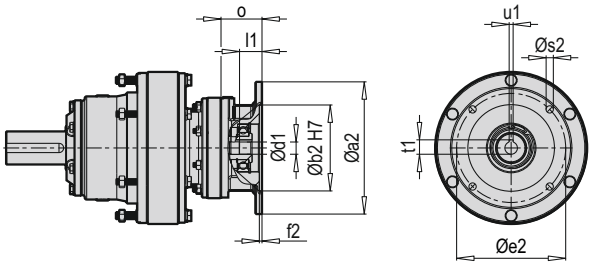

Tip / Type / Typ / Tipo / Type / Tipo	X B5	Øa2	Øb2	Øe2	f2	Øs2	Ød1	l1	t1	u1	o
PCD 614-09	63	140	95	115	3.5	9	11	20.5	12.8	4	41
	71	160	110	130	4	9	14	25	16.3	5	48
	80	200	130	165	4	11	19	34	21.8	6	62
	90	200	130	165	4	11	24	36	27.3	8	73

~ Kg			
PCD 614-09 X B5	H	V	F
63	47.5	46.5	40.5
71	47.5	46.5	40.5
80	49	48	42
90	49	48	42

Tip / Type / Typ / Tipo / Type / Tipo	X B14	Øa2	Øb2	Øe2	f2	Øs2	Ød1	l1	t1	u1	o
PCD 614-09	63	91	60	75	3.5	5.5	11	20.5	12.8	4	41
	71	105	70	85	3	6.6	14	25	16.3	5	48
	80	120	80	100	4	6.6	19	34	21.8	6	62
	90	140	95	115	4	9	24	36	27.3	8	73

~ Kg			
PCD 614-09 X B14	H	V	F
63	47	46	40
71	47	46	40
80	48	47	41
90	48	47	41

PCD 614-09 HC

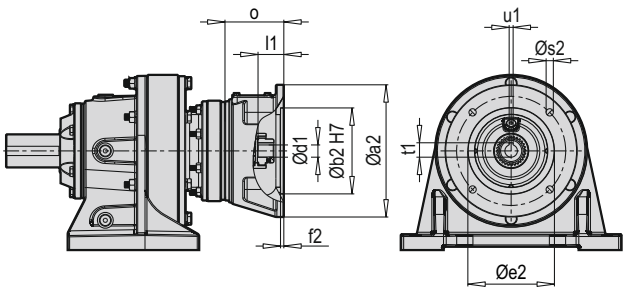

PCD 614-09 HW

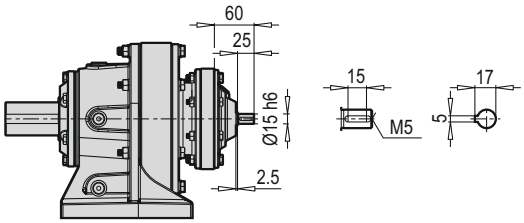

PCD 614-09 VC

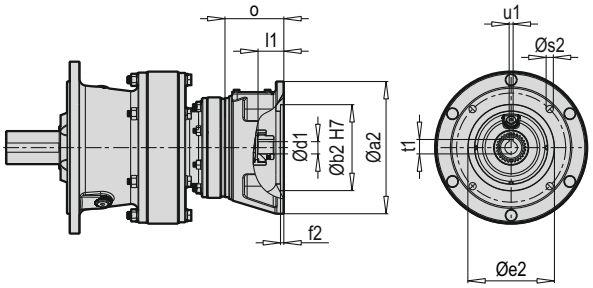

PCD 614-09 VW

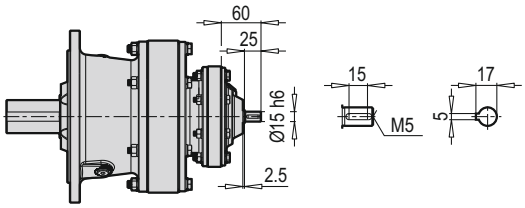

PCD 614-09 FC

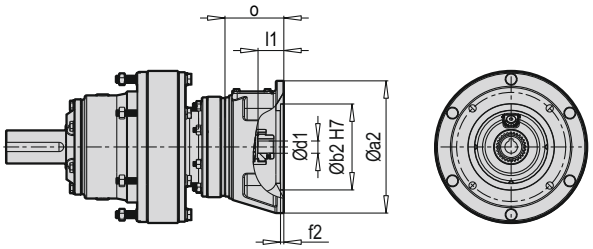

PCD 614-09 FW

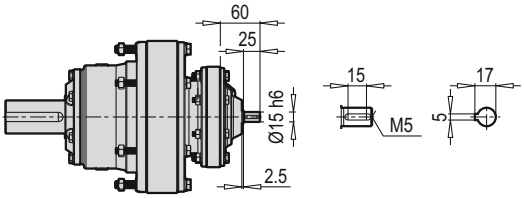

~ Kg			
PCD 614-09 W	H	V	F
	45	45	38

Tip / Type / Typ / Tipo / Type / Tipo	C B5	Øa2	Øb2	Øe2	f2	Øs2	Ød1	l1	t1	u1	o
PCD 614-09	63	140	95	115	4	10	11	23.5	12.8	4	82
	71	160	110	130	4	10	14	30.5	16.3	5	86.5
	80	200	130	165	5	11	19	40	21.8	6	97
	90	200	130	165	5	11	24	50	27.3	8	107

~ Kg			
PCD 614-09 C B5	H	V	F
63	48.5	48.5	41.5
71	49	49	42
80	50.5	50.5	43.5
90	50.5	50.5	43.5

PCD 614-10 HXM

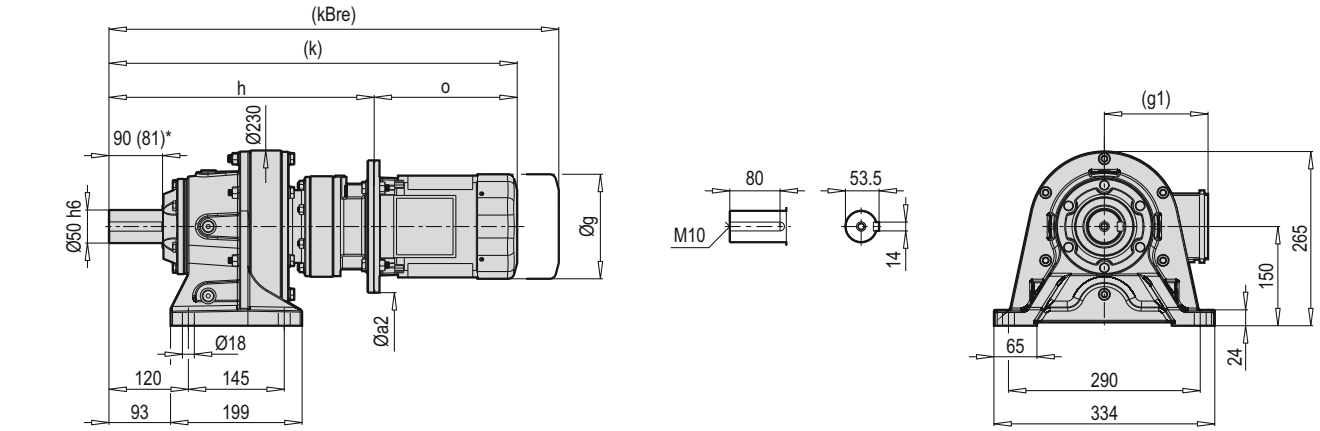

PCD 614-10 VXM

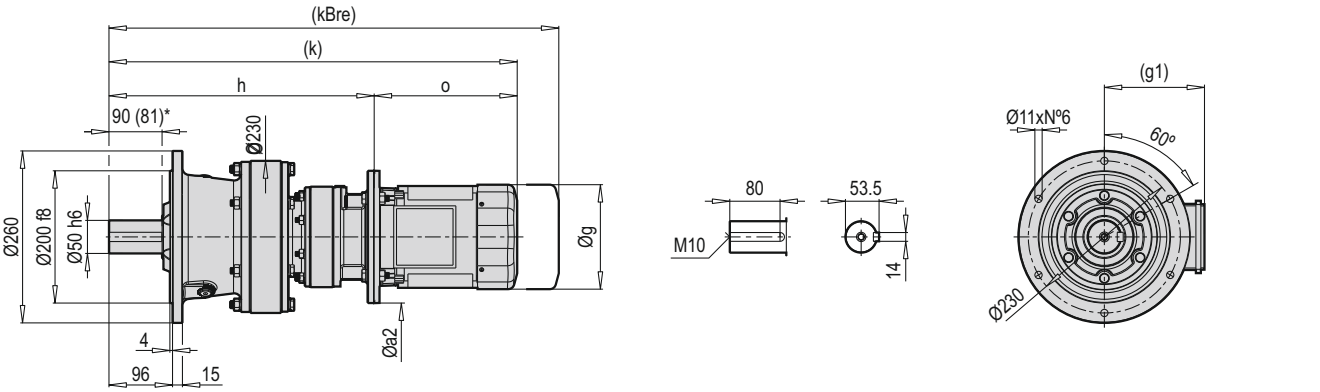

PCD 614-10 FXM

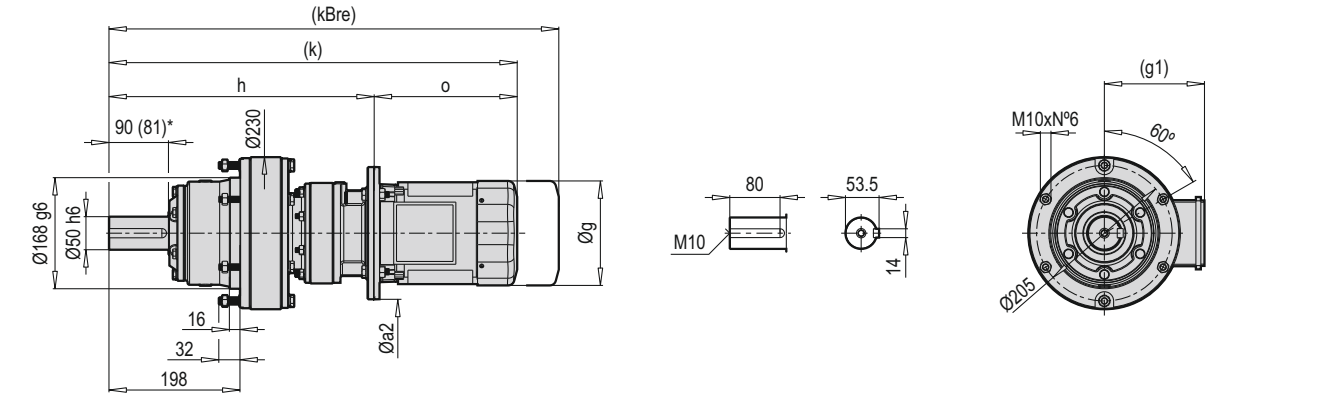

HXM VXM FXM	Øa2		g	g1	h		k		kBre		o	
	B5	B14			B5	B14	B5	B14	B5	B14	B5	B14
63	140	91	123	111	371.5	371.5	568	568	621.5	627.5	196.5	196.5
71	160	105	138	119	384	384	607	607	667	669.5	223	223
80	200	120	165	134.5	386	386	615	615	698.5	698.5	229	229
90	200	140	179	129	404	404	697	697	765.5	764.5	293	293
100	250	160	199	154	416	416	756	756	839	839	340	340

(*) M4 pozisyonu için verilmiştir. / (*) Given for position M4. / (*) Angegeben für Position M4. / (*) Dato per la posizione M4. / (*) Donné pour position M4. / (*) Dado para la posición M4.

PCD 614-10 HCM

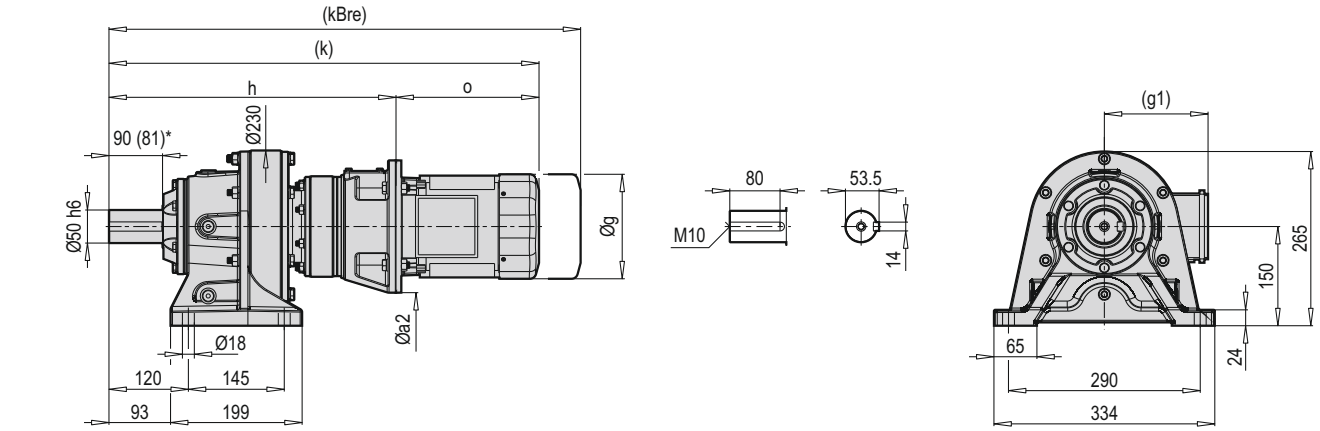

PCD 614-10 VCM

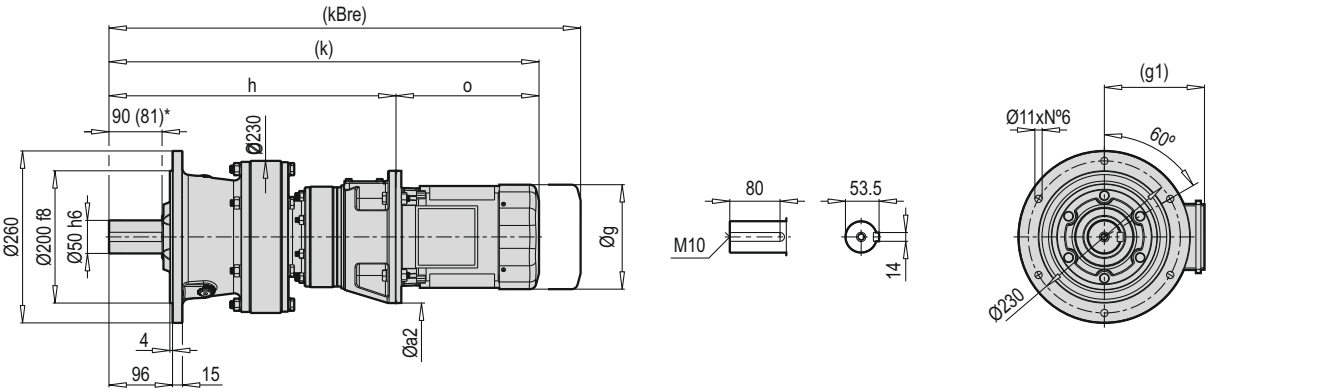

PCD 614-10 FCM

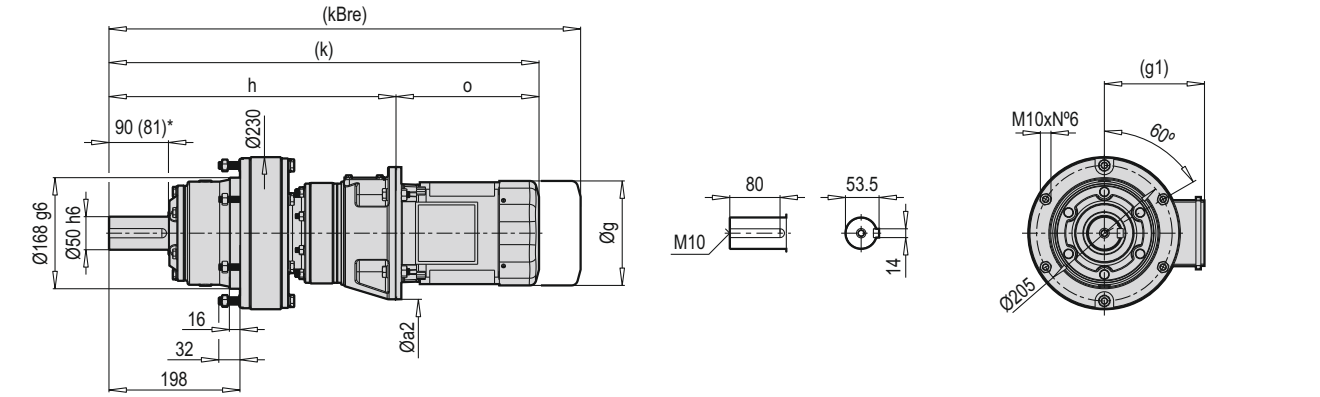

HCM VCM FCM	Øa2	g	g1	h	k	kBre	o
63	140	123	111	419	615.5	669	196.5
71	160	138	119	424	647	707	223
80	200	165	134.5	434	663	746.5	229
90	200	179	129	444	737	805.5	293
100	250	199	154.5	460.5	800.5	883.5	340

(*) M4 pozisyonu için verilmiştir. / (*) Given for position M4. / (*) Angegeben für Position M4. / (*) Dato per la posizione M4. / (*) Donné pour position M4. / (*) Dado para la posición M4.

PCD 614-10 HX

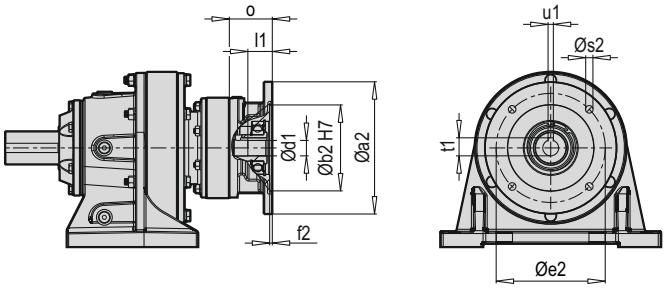

PCD 614-10 VX

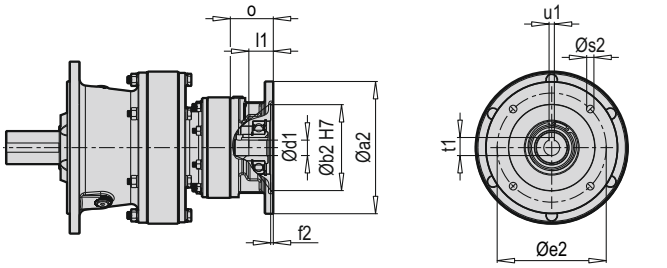

PCD 614-10 FX

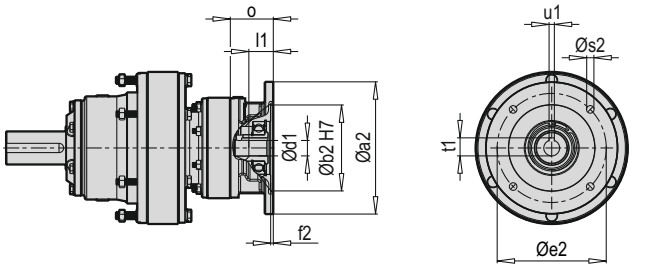

Tip / Type / Typ / Tipo / Type / Tipo	X B5	Øa2	Øb2	Øe2	f2	Øs2	Ød1	l1	t1	u1	o
PCD 614-10	63	140	95	115	4	M8	11	19.5	12.8	4	32.5
	71	160	110	130	4	M8	14	30	16.3	5	45
	80	200	130	165	4	11	19	34	21.8	6	47
	90	200	130	165	4	11	24	37	27.3	8	65
	100	250	180	215	4.5	14	28	46	31.3	8	77

	~ Kg		
PCD 614-10 X B5	H	V	F
63	53.5	52.5	46.5
71	56.5	55.5	49.5
80	60	59	53
90	63	62	56
100	74	73	67

Tip / Type / Typ / Tipo / Type / Tipo	X B14	Øa2	Øb2	Øe2	f2	Øs2	Ød1	l1	t1	u1	o
PCD 614-10	63	91	60	75	4	6	11	19.5	12.8	4	32.5
	71	105	70	85	4	6.6	14	30	16.3	5	45
	80	120	80	100	4	6.6	19	34	21.8	6	47
	90	140	95	115	4	9	24	37	27.3	8	65
	100	160	110	130	4.5	9	28	46	31.3	8	77

	~ Kg		
PCD 614-10 X B14	H	V	F
63	53	52	46
71	56	55	49
80	59	58	52
90	62	61	55
100	73	72	66

PCD 614-10 HC

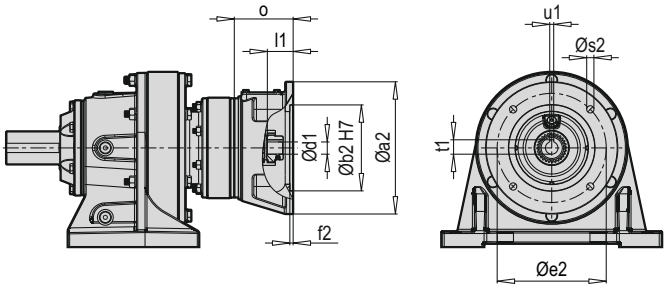

PCD 614-10 HW

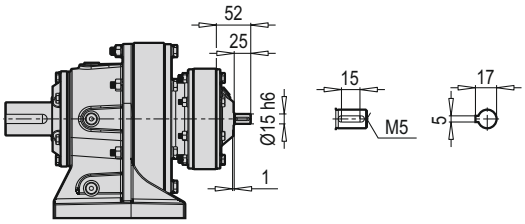

PCD 614-10 VC

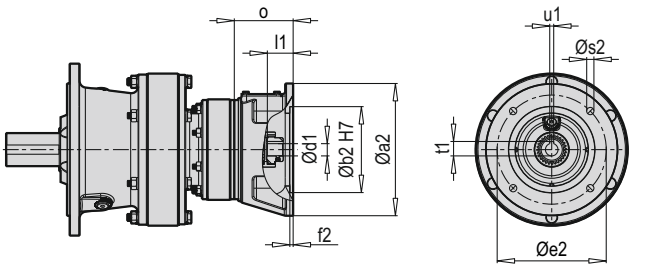

PCD 614-10 VW

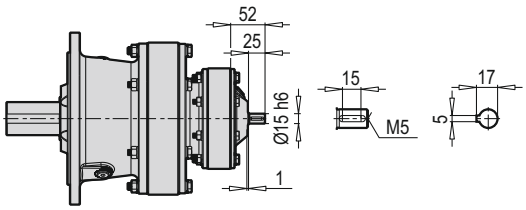

PCD 614-10 FC

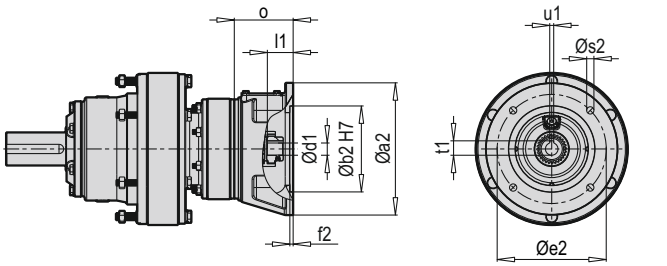

PCD 614-10 FW

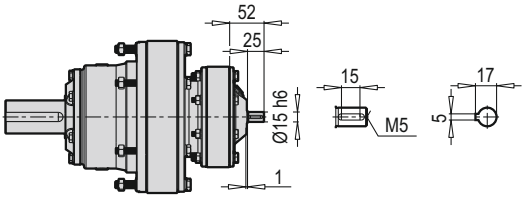

~ Kg			
PCD 614-10 W	H	V	F
	46	46	39

Tip / Type / Typ / Tipo / Type / Tipo	C B5	Øa2	Øb2	Øe2	f2	Øs2	Ød1	l1	t1	u1	o
PCD 614-10	63	140	95	115	4	10	11	24	12.8	4	74
	71	160	110	130	4	10	14	31	16.3	5	79
	80	200	130	165	5	11	19	40	21.8	6	89
	90	200	130	165	5	11	24	50	27.3	8	99
	100	250	180	215	6	14	28	61.5	31.3	8	115.5

~ Kg			
PCD 614-10 C B5	H	V	F
63	49.5	49.5	42.5
71	50	50	43
80	51.5	51.5	44.5
90	51.5	51.5	44.5
100	54	54	47

PCD 616-09 HXM

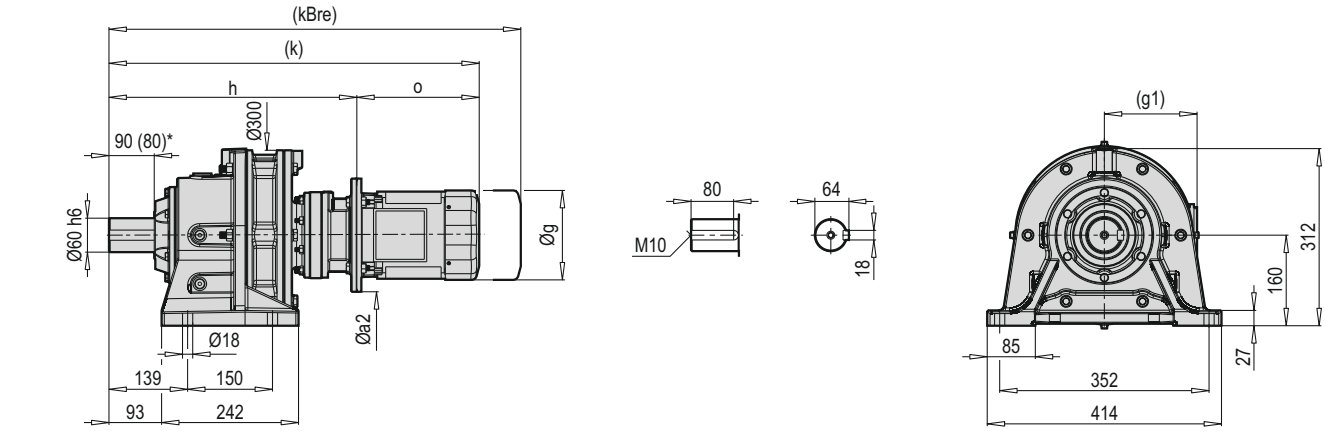

PCD 616-09 VXM

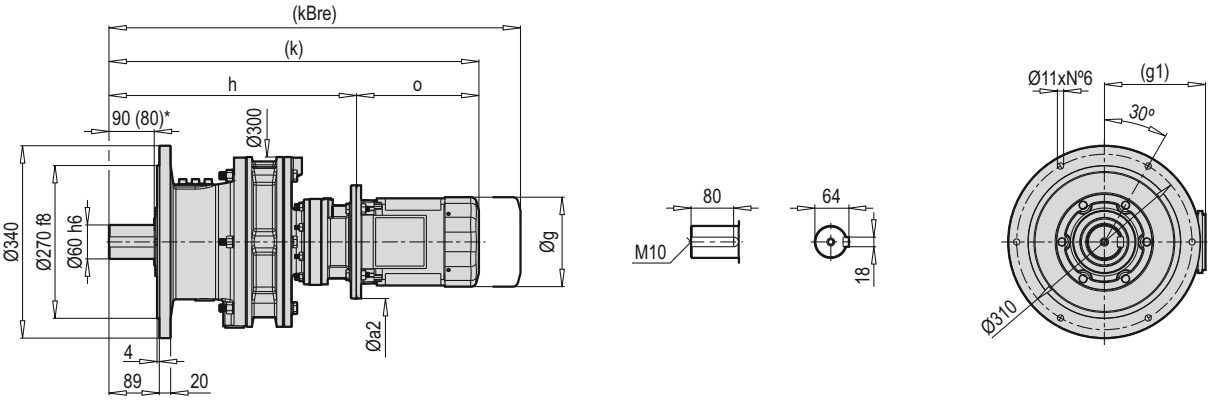

PCD 616-09 FXM

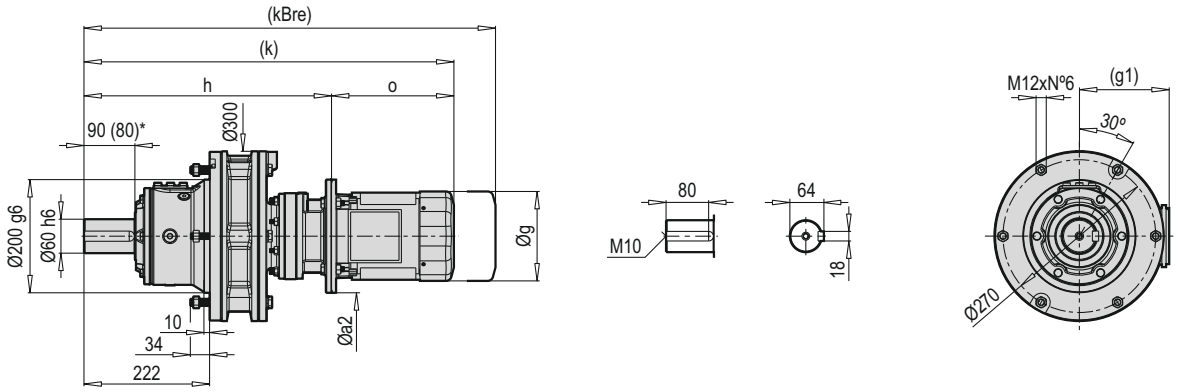

HXM VXM FXM	Øa2		g	g1	h		k		kBre		o	
	B5	B14			B5	B14	B5	B14	B5	B14	B5	B14
63	140	91	123	111	417	417	613.5	613.5	667	673	196.5	196.5
71	160	105	138	119	424	424	647	647	707	709.5	223	223
80	200	120	165	134.5	438	438	667	667	750.5	750.5	229	229
90	200	140	179	129	449	449	742	742	810.5	809.5	293	293

(*) M4 pozisyonu için verilmiştir. / (*) Given for position M4. / (*) Angegeben für Position M4. / (*) Dato per la posizione M4. / (*) Donné pour position M4. / (*) Dado para la posición M4.

PCD 616-09 HCM

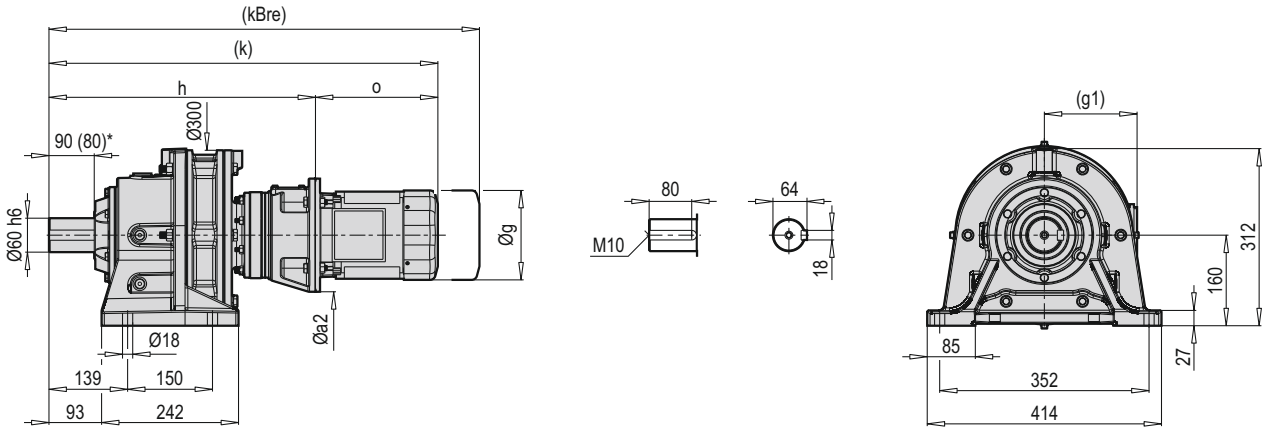

PCD 616-09 VCM

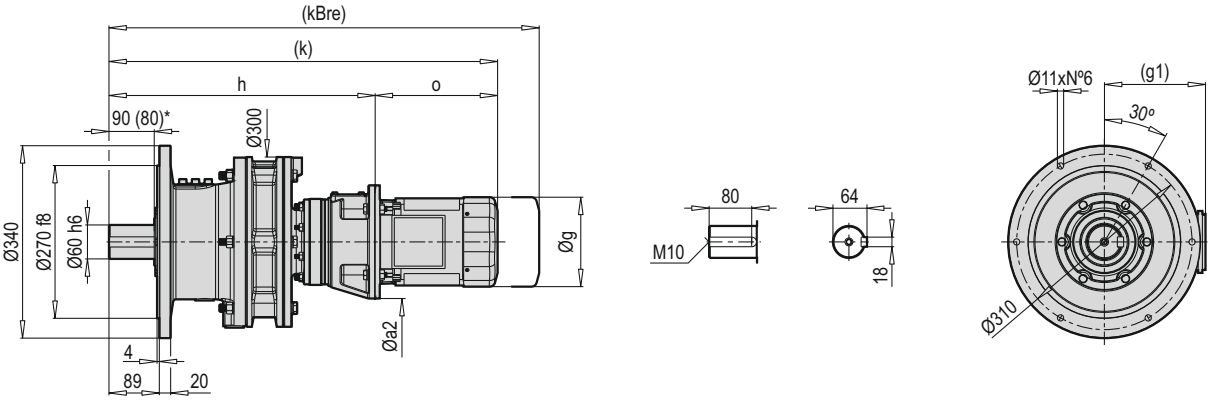

PCD 616-09 FCM

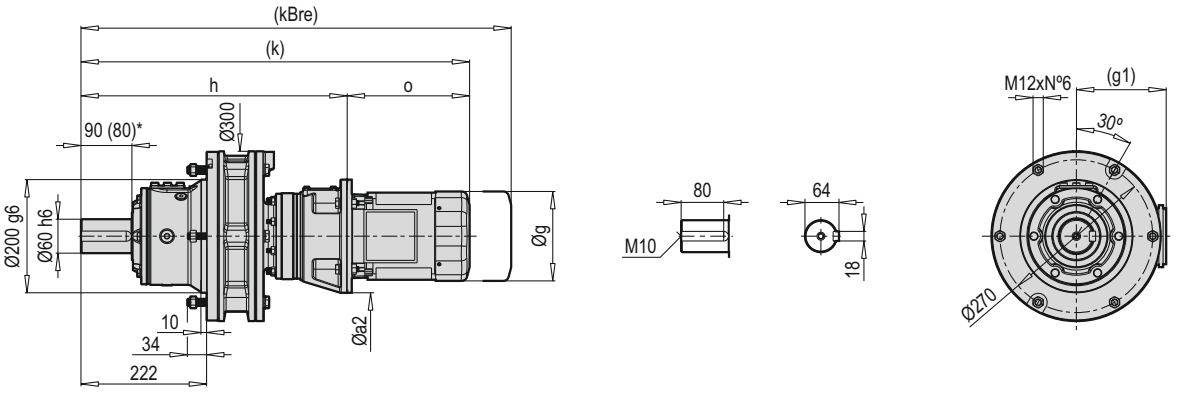

HCM VCM FCM	Øa2	g	g1	h	k	kBre	o
63	140	123	111	464	660.5	714	196.5
71	160	138	119	468.5	691.5	751.5	223
80	200	165	134.5	479	708	791.5	229
90	200	179	129	489	782	850.5	293

(*) M4 pozisyonu için verilmiştir. / (*) Given for position M4. / (*) Angegeben für Position M4. / (*) Dato per la posizione M4. / (*) Donné pour position M4. / (*) Dado para la posición M4.

PCD 616-09 HX

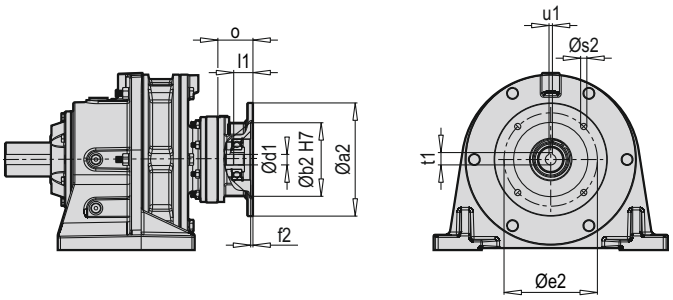

PCD 616-09 VX

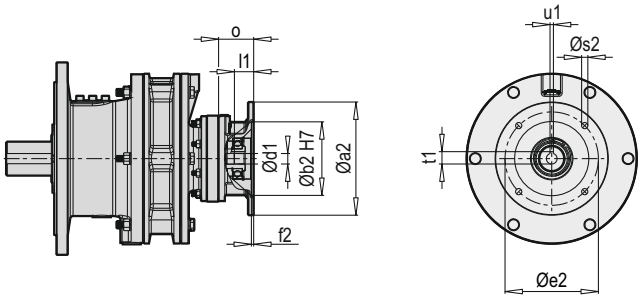

PCD 616-09 FX

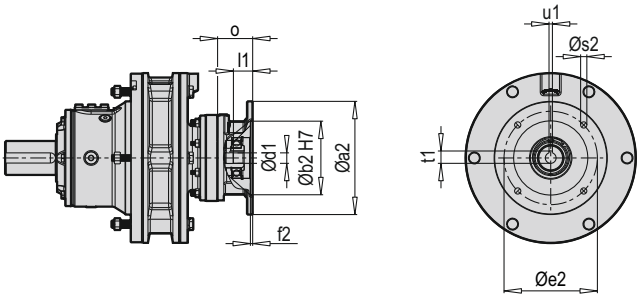

Tip / Type / Typ / Tipo / Type / Tipo	X B5	Øa2	Øb2	Øe2	f2	Øs2	Ød1	l1	t1	u1	o
PCD 616-09	63	140	95	115	3.5	9	11	20.5	12.8	4	41
	71	160	110	130	4	9	14	25	16.3	5	48
	80	200	130	165	4	11	19	34	21.8	6	62
	90	200	130	165	4	11	24	36	27.3	8	73

~ Kg			
PCD 616-09 X B5	H	V	F
63	88.5	83.5	70.5
71	88.5	83.5	70.5
80	90	85	72
90	90	85	72

Tip / Type / Typ / Tipo / Type / Tipo	X B14	Øa2	Øb2	Øe2	f2	Øs2	Ød1	l1	t1	u1	o
PCD 616-09	63	91	60	75	3.5	5.5	11	20.5	12.8	4	41
	71	105	70	85	3	6.6	14	25	16.3	5	48
	80	120	80	100	4	6.6	19	34	21.8	6	62
	90	140	95	115	4	9	24	36	27.3	8	73

~ Kg			
PCD 616-09 X B14	H	V	F
63	91	86	73
71	88	83	70
80	88	83	70
90	89	84	71

PCD 616-09 HC

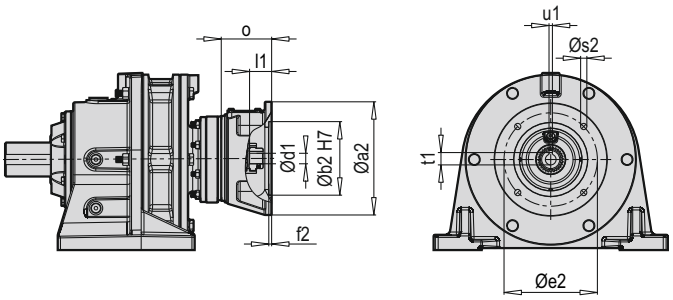

PCD 616-09 HW

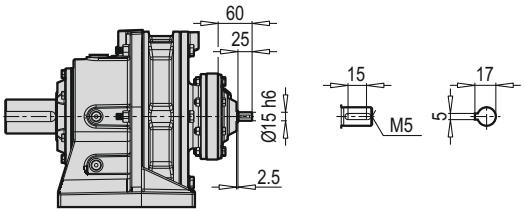

PCD 616-09 VC

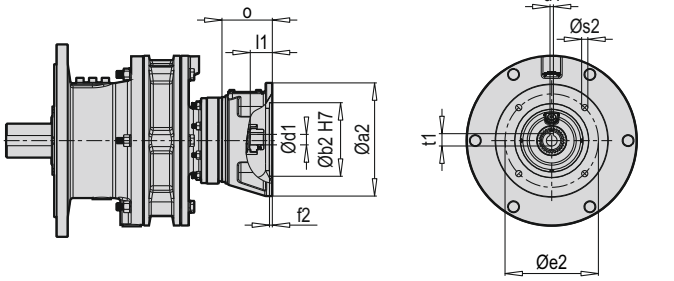

PCD 616-09 VW

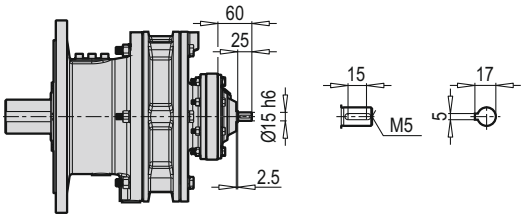

PCD 616-09 FC

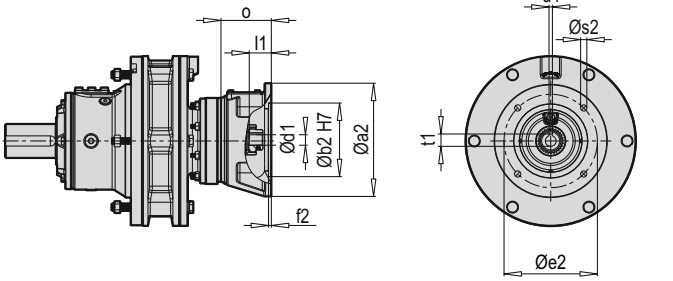

PCD 616-09 FW

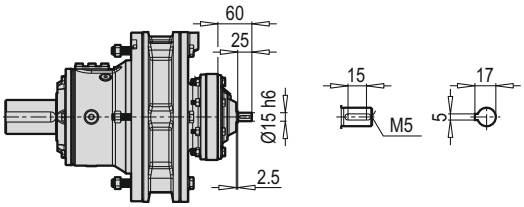

~ Kg			
PCD 616-09 W	H	V	F
	86	81	68

Tip / Type / Typ / Tipo / Type / Tipo	C B5	Øa2	Øb2	Øe2	f2	Øs2	Ød1	l1	t1	u1	o
PCD 616-09	63	140	95	115	4	10	11	23.5	12.8	4	82
	71	160	110	130	4	10	14	30.5	16.3	5	86.5
	80	200	130	165	5	11	19	40	21.8	6	97
	90	200	130	165	5	11	24	50	27.3	8	107

~ Kg			
PCD 616-09 C B5	H	V	F
63	89.5	84.5	71.5
71	90	85	72
80	91.5	86.5	73.5
90	91.5	86.5	73.5

PCD 616-10 HXM

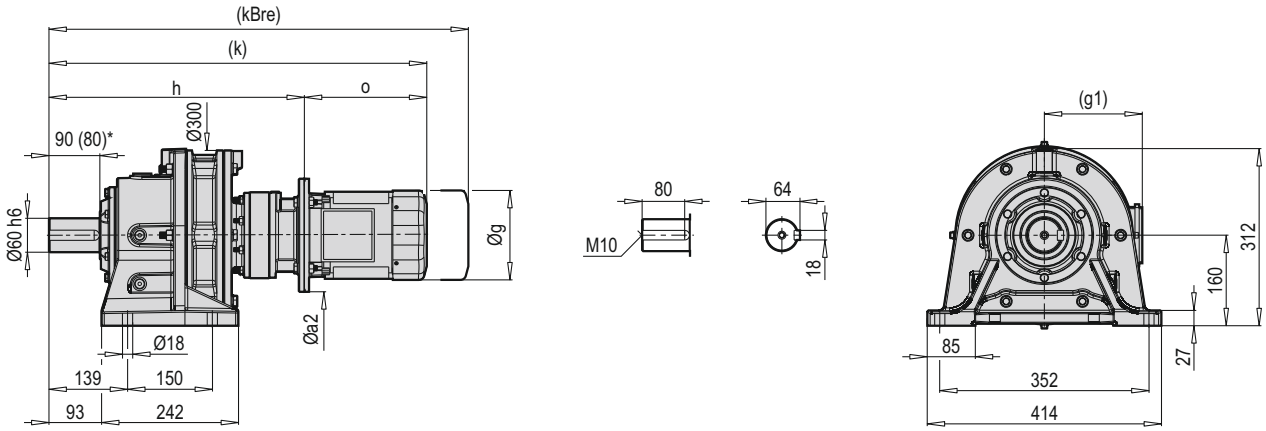

PCD 616-10 VXM

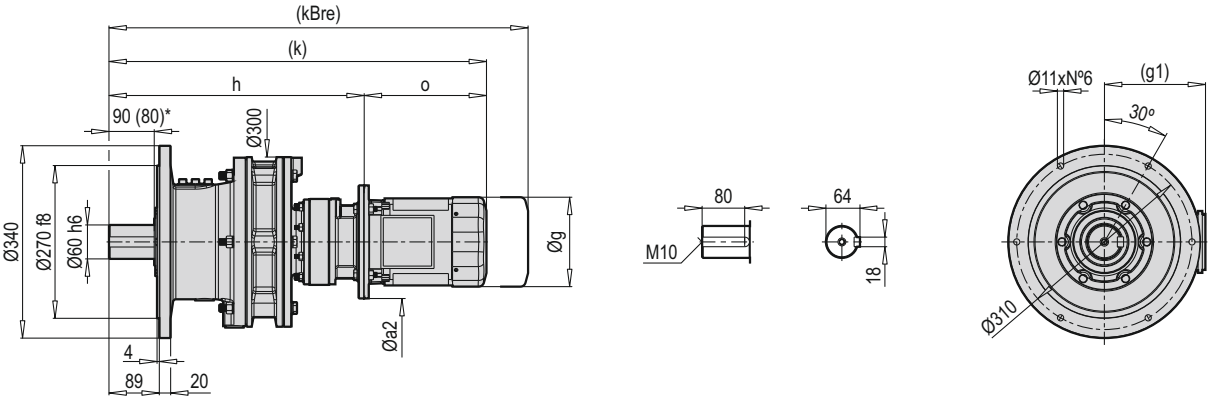

PCD 616-10 FXM

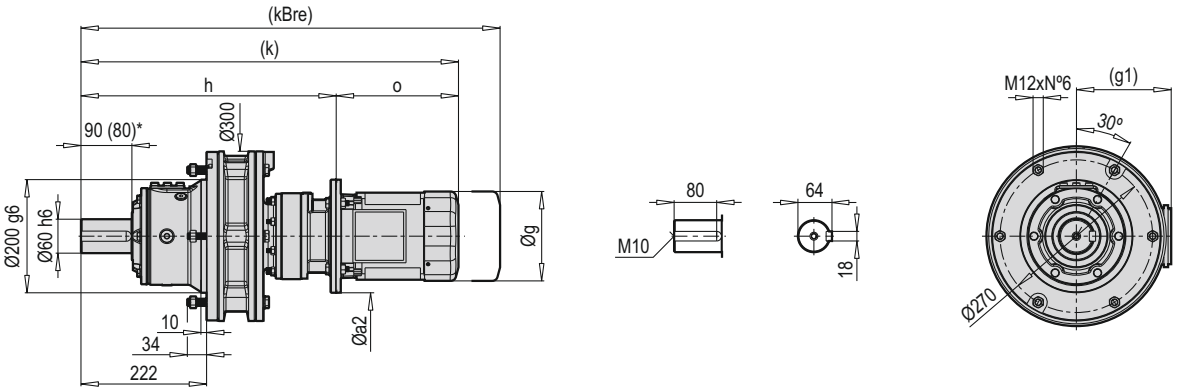

HXM VXM FXM	Øa2		g	g1	h		k		kBre		o	
	B5	B14			B5	B14	B5	B14	B5	B14	B5	B14
63	140	91	123	111	422.5	422.5	619	619	672.5	678.5	196.5	196.5
71	160	105	138	119	435	435	658	658	718	720.5	223	223
80	200	120	165	134.5	437	437	666	666	749.5	749.5	229	229
90	200	140	179	129	455	455	748	748	816.5	815.5	293	293
100	250	160	199	154.5	467	467	807	807	890	890	340	340

(*) M4 pozisyonu için verilmiştir. / (*) Given for position M4. / (*) Angegeben für Position M4. / (*) Dato per la posizione M4. / (*) Donné pour position M4. / (*) Dado para la posición M4.

PCD 616-10 HCM

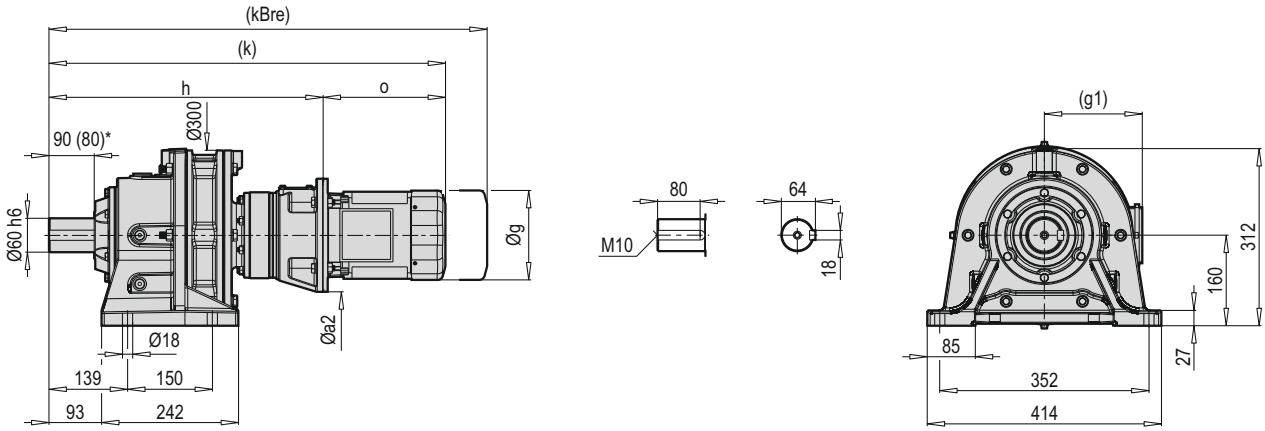

PCD 616-10 VCM

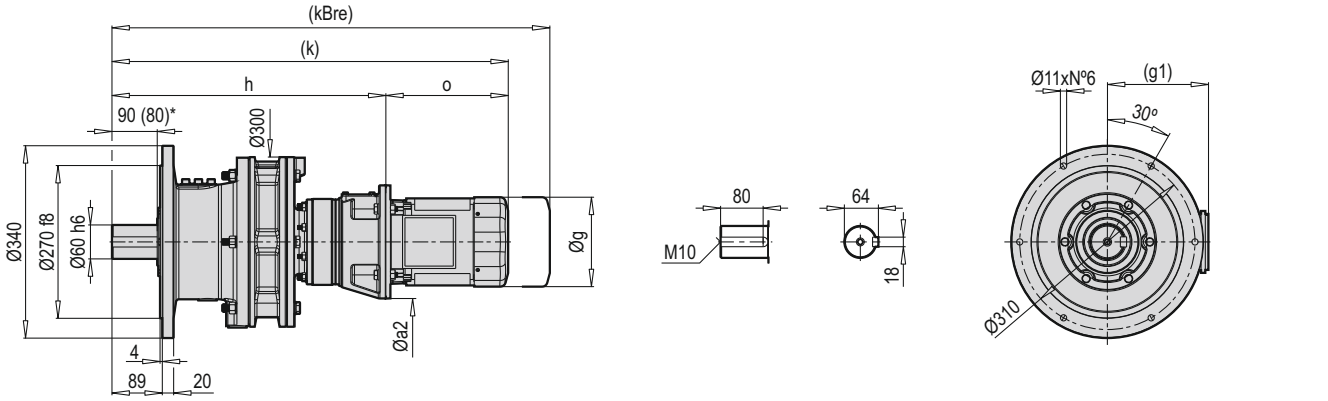

PCD 616-10 FCM

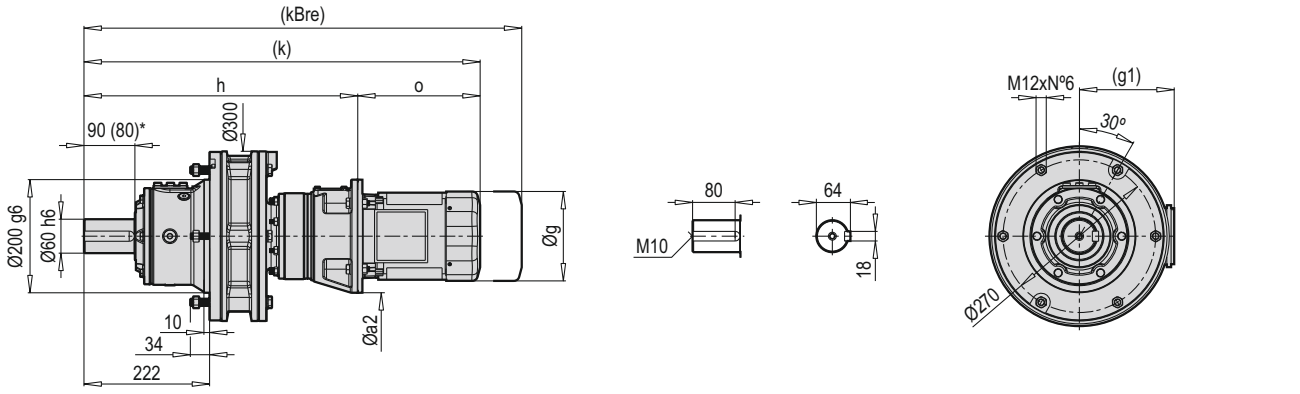

HCM VCM FCM	Øa2	g	g1	h	k	kBre	o
63	140	123	111	470	666.5	720	196.5
71	160	138	119	475	698	758	223
80	200	165	134.5	485	714	797.5	229
90	200	179	129	495	788	856.5	293
100	250	199	154.5	511.5	851.5	934.5	340

(*) M4 pozisyonu için verilmiştir. / (*) Given for position M4. / (*) Angegeben für Position M4. / (*) Dato per la posizione M4. / (*) Donné pour position M4. / (*) Dado para la posición M4.

PCD 616-10 HX

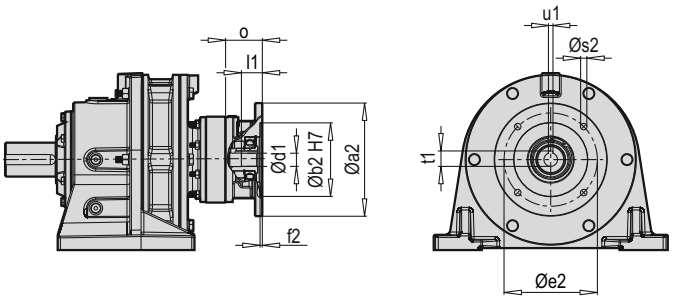

PCD 616-10 VX

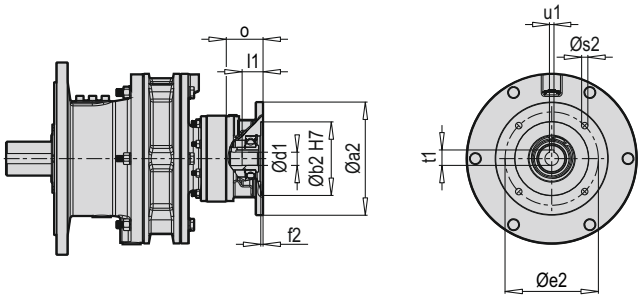

PCD 616-10 FX

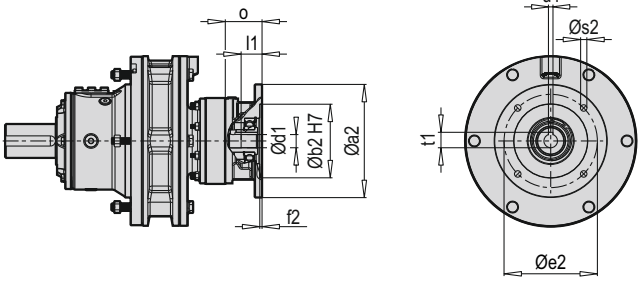

Tip / Type / Typ / Tipo / Type / Tipo	X B5	Øa2	Øb2	Øe2	f2	Øs2	Ød1	l1	t1	u1	o
PCD 616-10	63	140	95	115	4	M8	11	19.5	12.8	4	32.5
	71	160	110	130	4	M8	14	30	16.3	5	45
	80	200	130	165	4	11	19	34	21.8	6	47
	90	200	130	165	4	11	24	37	27.3	8	65
	100	250	180	215	4.5	14	28	46	31.3	8	77

~ Kg			
PCD 616-10 X B5	H	V	F
63	88.5	83.5	70.5
71	88.5	83.5	70.5
80	90	85	72
90	90	85	72
100	91	86	73

Tip / Type / Typ / Tipo / Type / Tipo	X B14	Øa2	Øb2	Øe2	f2	Øs2	Ød1	l1	t1	u1	o
PCD 616-10	63	91	60	75	4	6	11	19.5	12.8	4	32.5
	71	105	70	85	4	6.6	14	30	16.3	5	45
	80	120	80	100	4	6.6	19	34	21.8	6	47
	90	140	95	115	4	9	24	37	27.3	8	65
	100	160	110	130	4.5	9	28	46	31.3	8	77

~ Kg			
PCD 616-10 X B14	H	V	F
63	88	83	70
71	88	83	70
80	89	84	71
90	89	84	71
100	90	85	72

PCD 616-10 HC

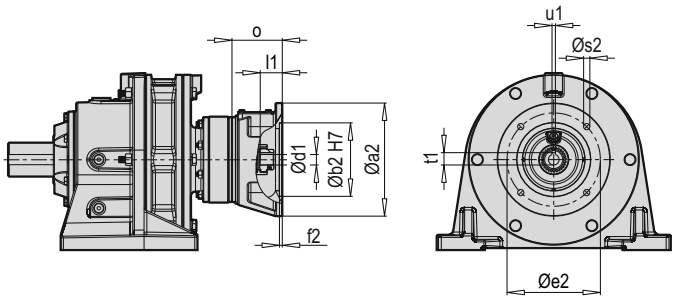

PCD 616-10 HW

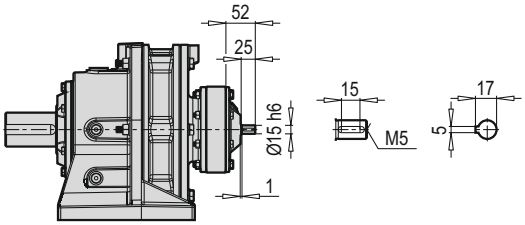

PCD 616-10 VC

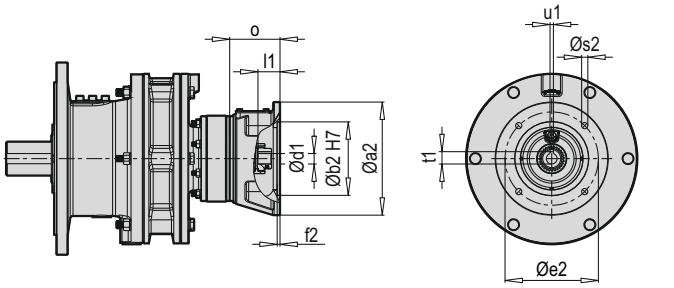

PCD 616-10 VW

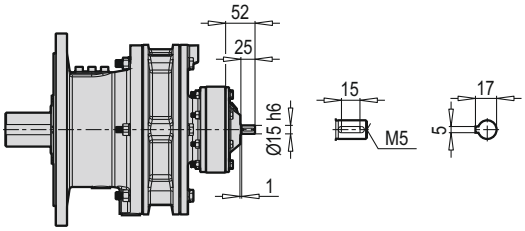

PCD 616-10 FC

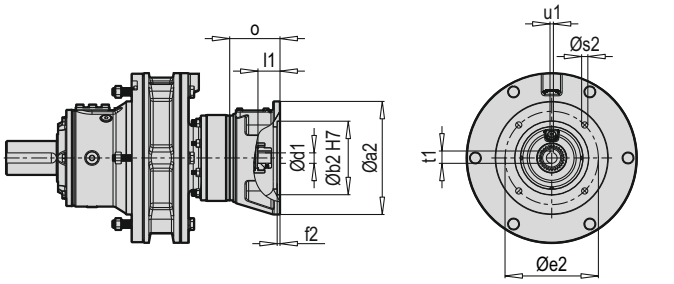

PCD 616-10 FW

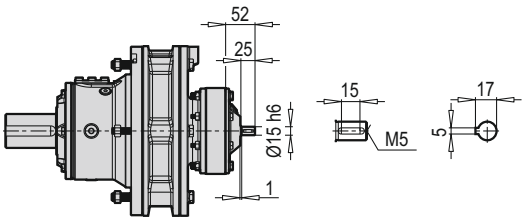

~ Kg			
PCD 616-10 W	H	V	F
	88	83	70

Tip / Type / Typ / Tipo / Type / Tipo	C B5	Øa2	Øb2	Øe2	f2	Øs2	Ød1	l1	t1	u1	o
PCD 616-10	63	140	95	115	4	10	11	24	12.8	4	74
	71	160	110	130	4	10	14	31	16.3	5	79
	80	200	130	165	5	11	19	40	21.8	6	89
	90	200	130	165	5	11	24	50	27.3	8	99
	100	250	180	215	6	14	28	61.5	31.3	8	115.5

~ Kg			
PCD 616-10 C B5	H	V	F
63	91.5	86.5	73.5
71	92	87	74
80	93.5	88.5	75.5
90	93.5	88.5	75.5
100	96	91	78

PCD 616-11 HXM

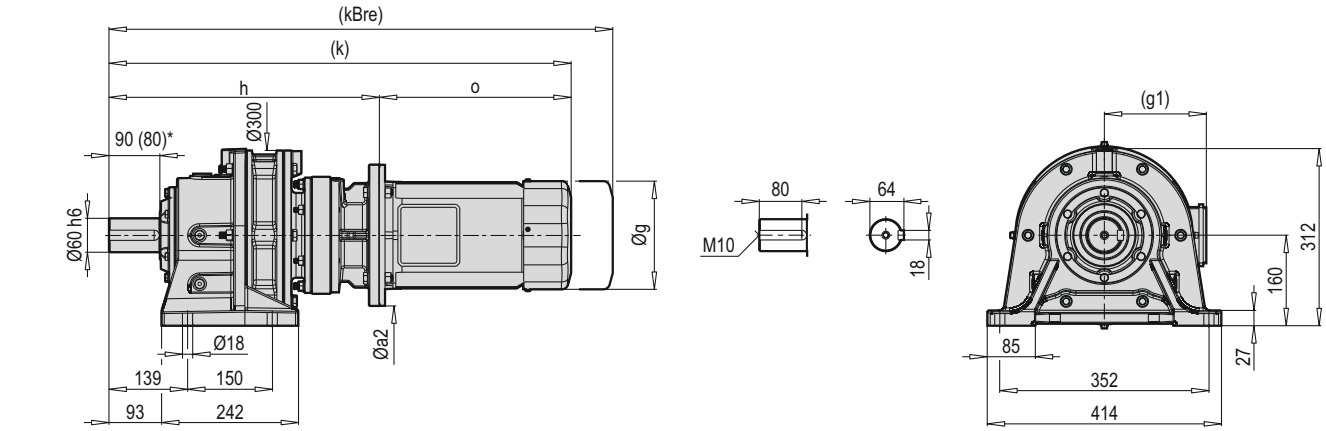

PCD 616-11 VXM

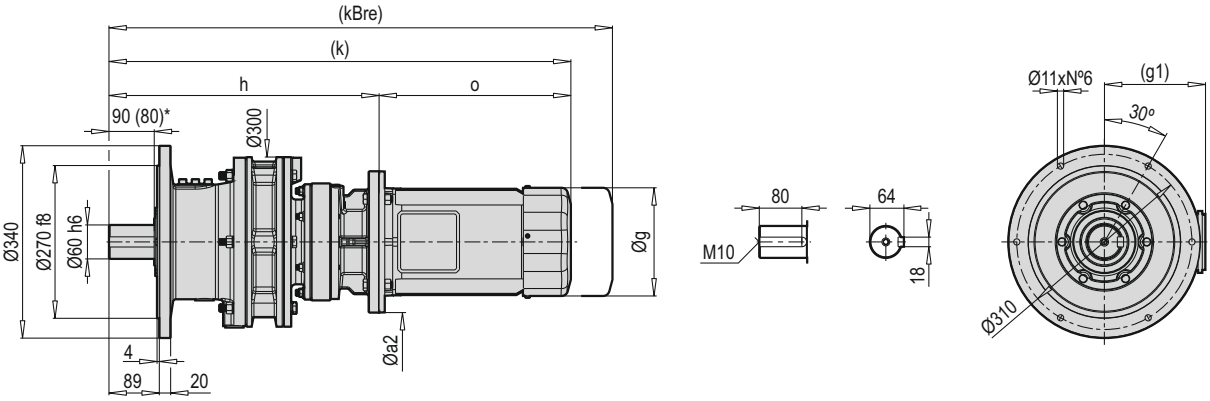

PCD 616-11 FXM

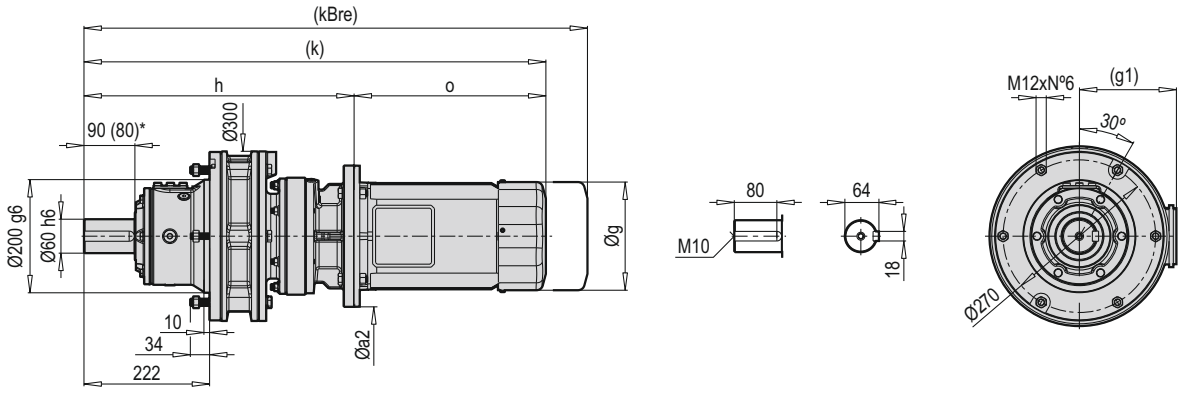

HXM VXM FXM	Øa2		g	g1	h		k		kBre		o	
	B5	B14			B5	B14	B5	B14	B5	B14	B5	B14
71	160	105	138	119	448	448	671	671	731	733.5	223	223
80	200	120	165	134.5	452	452	681	681	764.5	764.5	229	229
90	200	140	179	129	462	462	775	775	823.5	824.5	293	293
100	250	160	199	154.5	478.5	478.5	818.5	818.5	901.5	901.5	340	340
112	250	160	219	158.5	478.5	478.5	814.5	814.5	901.5	915	336	336

(*) M4 pozisyonu için verilmiştir. / (*) Given for position M4. / (*) Angegeben für Position M4. / (*) Dato per la posizione M4. / (*) Donné pour position M4. / (*) Dado para la posición M4.

PCD 616-11 HCM

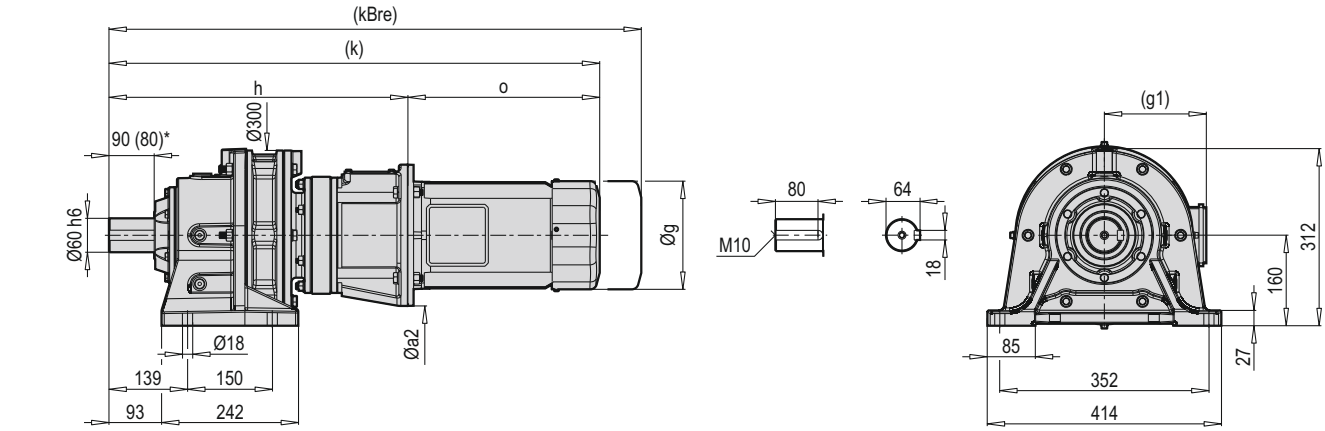

PCD 616-11 VCM

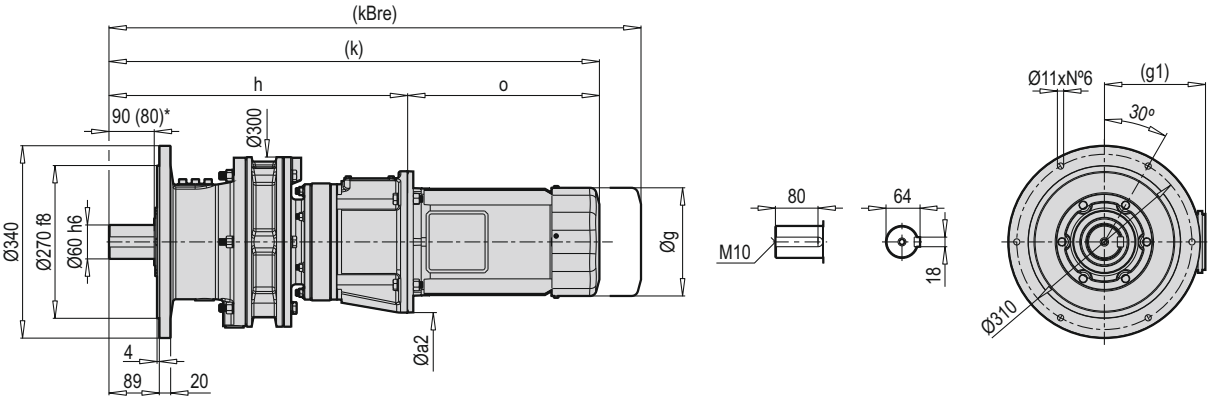

PCD 616-11 FCM

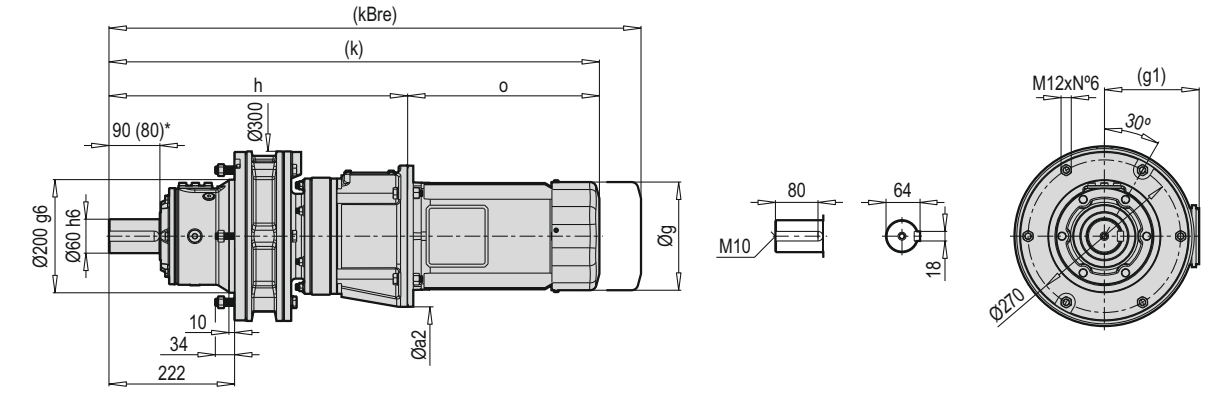

HCM VCM FCM	Øa2	g	g1	h	k	kBre	o
71	160	138	119	499	722	782	223
80	200	165	134.5	519	748	831.5	229
90	200	179	129	519	812	880.5	293
100	250	199	154.5	529	869	952	340
112	250	219	158.5	529	865	952	336

(*) M4 pozisyonu için verilmiştir. / (*) Given for position M4. / (*) Angegeben für Position M4. / (*) Dato per la posizione M4. / (*) Donné pour position M4. / (*) Dado para la posición M4.

PCD 616-11 HX

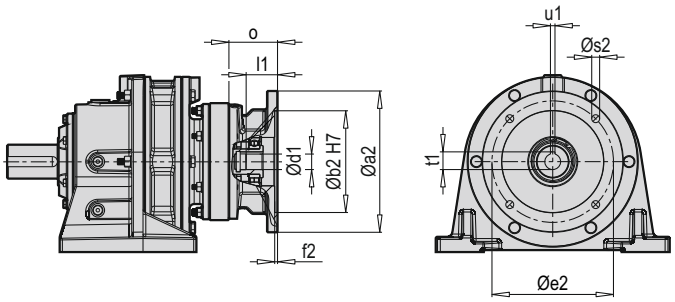

PCD 616-11 VX

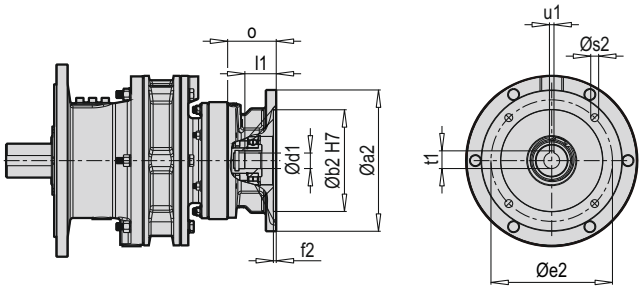

PCD 616-11 FX

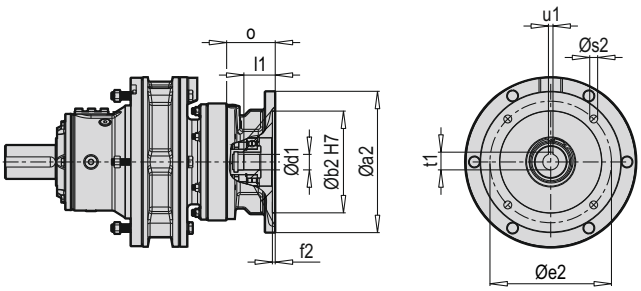

Tip / Type / Typ / Tipo / Type / Tipo	X B5	Øa2	Øb2	Øe2	f2	Øs2	Ød1	l1	t1	u1	o
PCD 616-11	71	160	110	130	4	M8	14	30	16.3	5	55
	80	200	130	165	4	11.5	19	34	21.8	6	59
	90	200	130	165	4	11.5	24	46	27.3	8	69
	100	250	180	215	5	14	28	55.5	31.3	8	85.5
	112	250	180	215	5	14	28	55.5	31.3	8	85.5

~ Kg			
PCD 616-11 X B5	H	V	F
71	95	90	77
80	97.5	92.5	79.5
90	97.5	92.5	79.5
100	98.5	93.5	80.5
112	98.5	93.5	80.5

Tip / Type / Typ / Tipo / Type / Tipo	X B14	Øa2	Øb2	Øe2	f2	Øs2	Ød1	l1	t1	u1	o
PCD 616-11	71	105	70	85	4	6.6	14	30	16.3	5	55
	80	120	80	100	4	6.6	19	34	21.8	6	59
	90	140	95	115	4	9	24	46	27.3	8	69
	100	160	110	130	5	9	28	55.5	31.3	8	85.5
	112	160	110	130	5	9	28	55.5	31.3	8	85.5

~ Kg			
PCD 616-11 X B14	H	V	F
71	94.5	89.5	76.5
80	96.5	91.5	78.5
90	96.5	91.5	78.5
100	97.5	92.5	79.5
112	97.5	92.5	79.5

PCD 616-11 HC

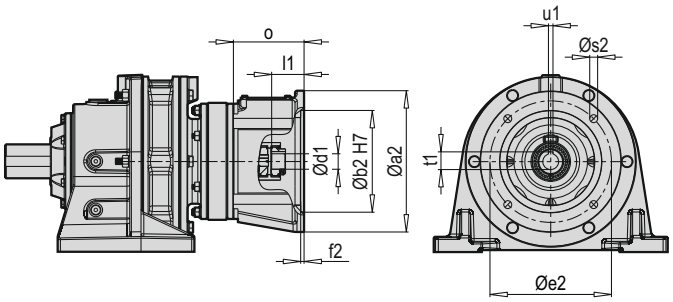

PCD 616-11 HW

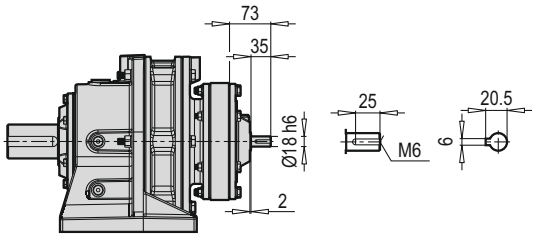

PCD 616-11 VC

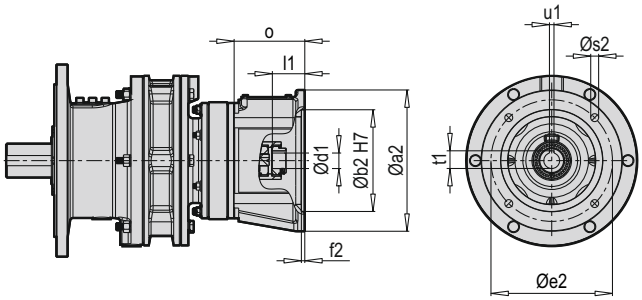

PCD 616-11 VW

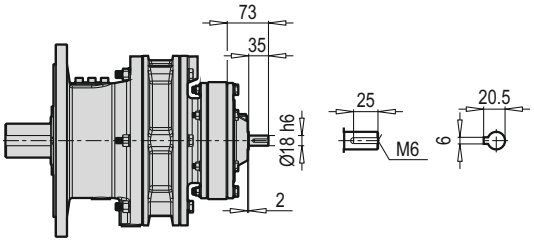

PCD 616-11 FC

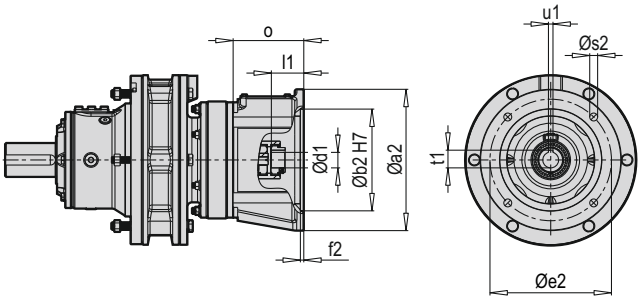

PCD 616-11 FW

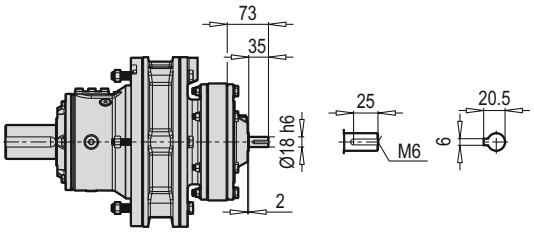

~ Kg			
PCD 616-11 W	H	V	F
	95	90	77

Tip / Type / Typ / Tipo / Type / Tipo	C B5	Øa2	Øb2	Øe2	f2	Øs2	Ød1	l1	t1	u1	o
PCD 616-11	71	159.5	110	130	4	10	14	30	16.3	5	95
	80	200	130	165	5	11	19	45	21.8	6	115
	90	200	130	165	5	11	24	50	27.3	8	115
	100	250	180	215	6	14	28	58.5	31.3	8	125
	112	250	180	215	6	14	28	58.5	31.3	8	125

~ Kg			
PCD 616-11 C B5	H	V	F
71	101.5	96.5	83.5
80	103	98	85
90	103	98	85
100	105	100	87
112	105	100	87

PCD 617-09 HXM

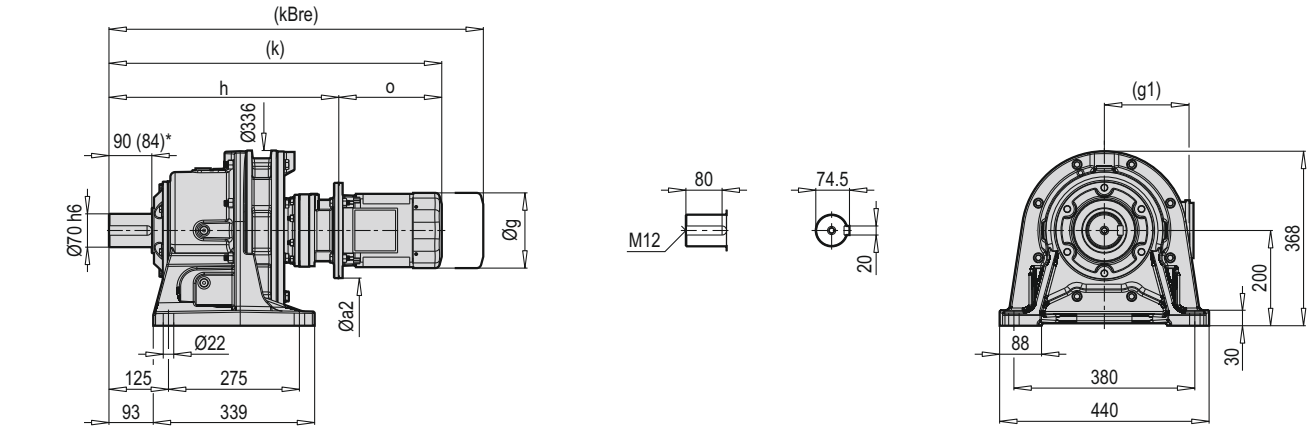

PCD 617-09 VXM

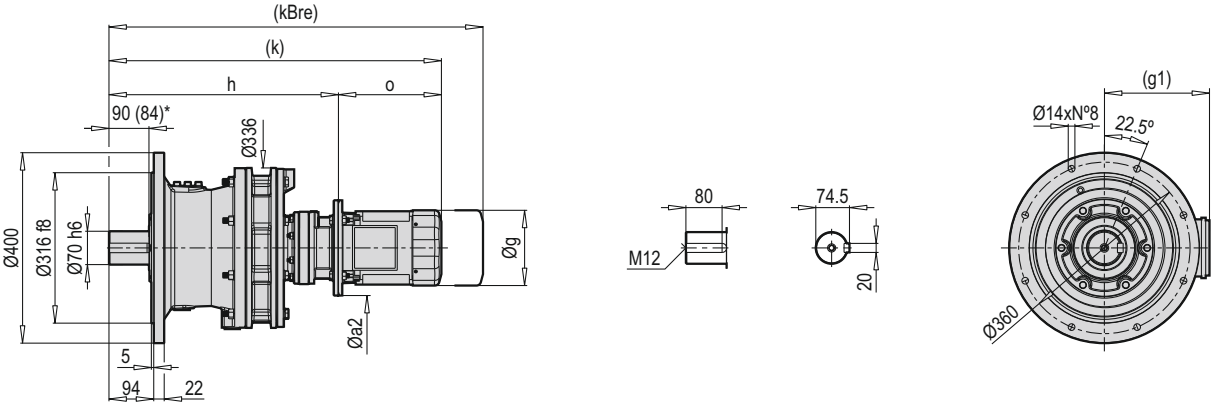

PCD 617-09 FXM

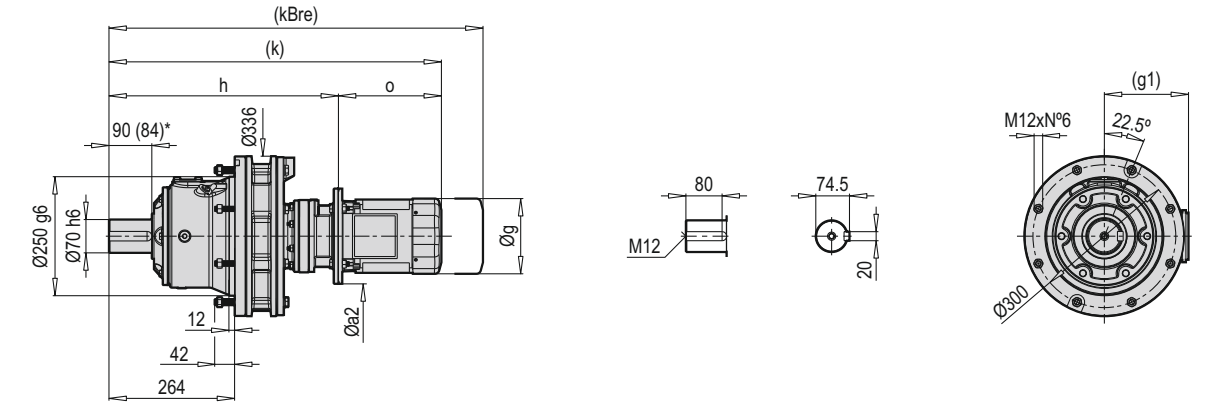

HXM VXM FXM	Øa2		g	g1	h		k		kBre		o	
	B5	B14			B5	B14	B5	B14	B5	B14	B5	B14
63	140	91	123	111	461	461	657.5	657.5	711	717	196.5	196.5
71	160	105	138	119	468	468	691	691	751	753.5	223	223
80	200	120	165	134.5	482	522	711	751	794.5	834.5	229	229
90	200	140	179	129	493	533	786	826	854.5	893.5	293	293

(*) M4 pozisyonu için verilmiştir. / (*) Given for position M4. / (*) Angegeben für Position M4. / (*) Dato per la posizione M4. / (*) Donné pour position M4. / (*) Dado para la posición M4.

PCD 617-09 HCM

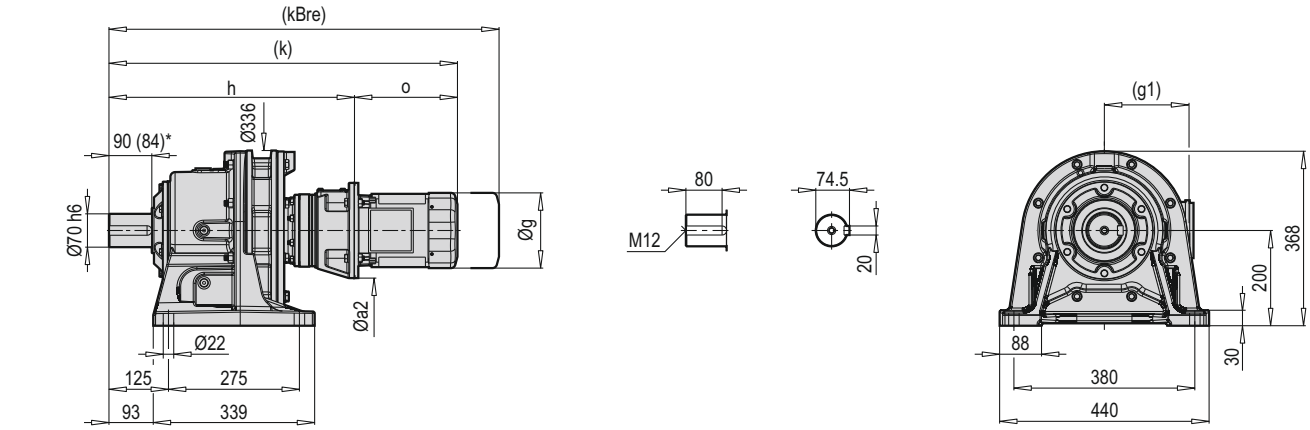

PCD 617-09 VCM

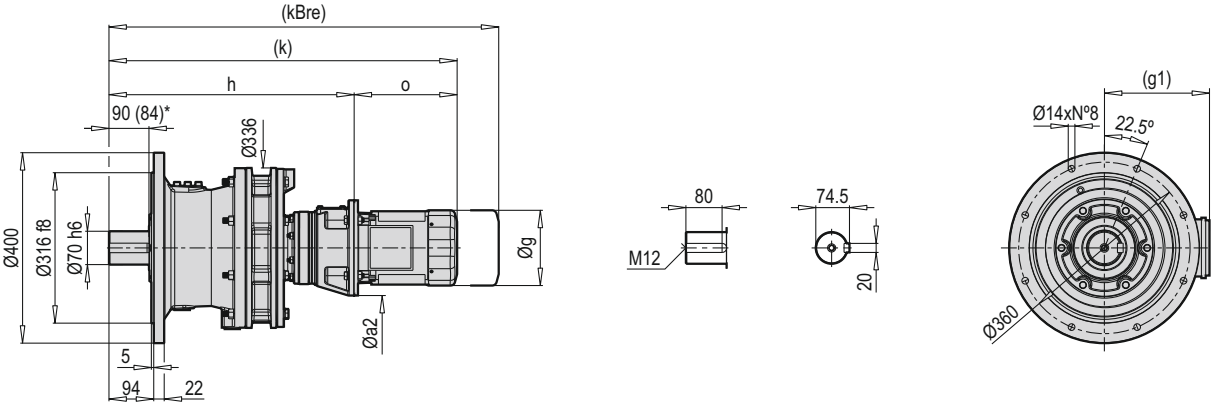

PCD 617-09 FCM

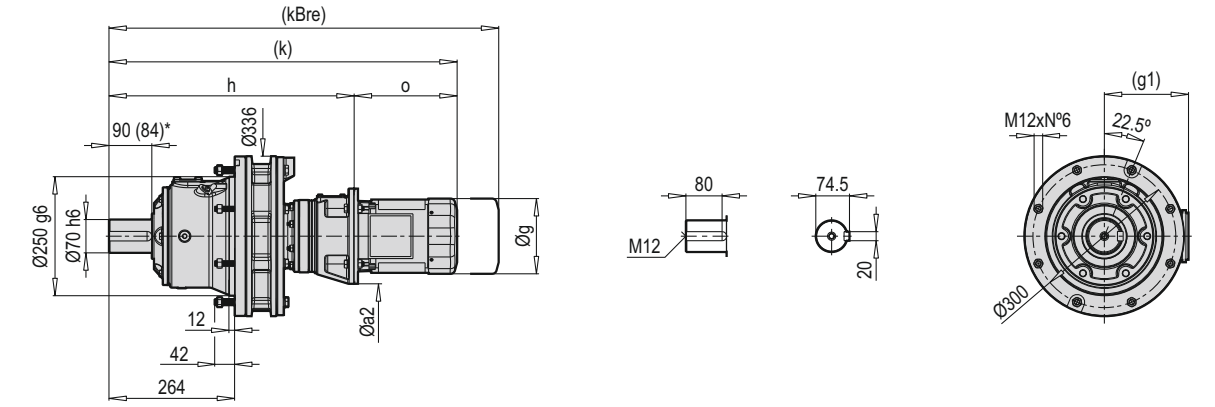

HCM VCM FCM	Øa2	g	g1	h	k	kBre	o
63	140	123	111	508	704.5	758	196.5
71	160	138	119	512.5	735.5	795.5	223
80	200	165	134.5	523	752	835.5	229
90	200	179	129	533	826	894.5	293

(*) M4 pozisyonu için verilmiştir. / (*) Given for position M4. / (*) Angegeben für Position M4. / (*) Dato per la posizione M4. / (*) Donné pour position M4. / (*) Dado para la posición M4.

PCD 617-09 HX

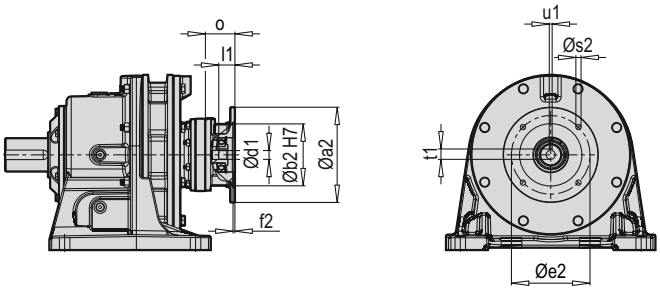

PCD 617-09 VX

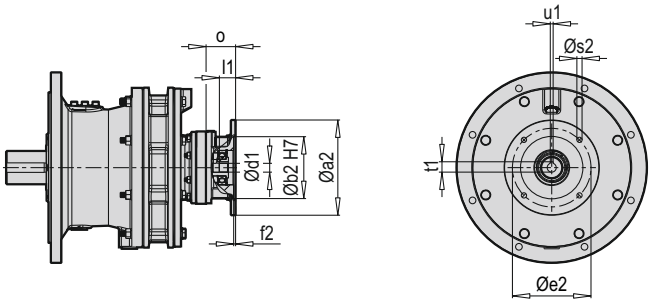

PCD 617-09 FX

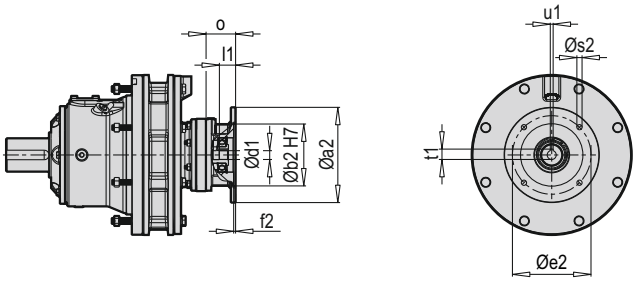

Tip / Type / Typ / Tipo / Type / Tipo	X B5	Øa2	Øb2	Øe2	f2	Øs2	Ød1	l1	t1	u1	o
PCD 617-09	63	140	95	115	3.5	9	11	20.5	12.8	4	41
	71	160	110	130	4	9	14	25	16.3	5	48
	80	200	130	165	4	11	19	34	21.8	6	62
	90	200	130	165	4	11	24	36	27.3	8	73

~ Kg			
PCD 617-09 X B5	H	V	F
63	121.5	121.5	92.5
71	121.5	121.5	92.5
80	124	124	95
90	124	124	95

Tip / Type / Typ / Tipo / Type / Tipo	X B14	Øa2	Øb2	Øe2	f2	Øs2	Ød1	l1	t1	u1	o
PCD 617-09	63	91	60	75	3.5	5.5	11	20.5	12.8	4	41
	71	105	70	85	3	6.6	14	25	16.3	5	48
	80	120	80	100	4	6.6	19	34	21.8	6	62
	90	140	95	115	4	9	24	36	27.3	8	73

~ Kg			
PCD 617-09 X B14	H	V	F
63	121	121	92
71	121	121	92
80	123	123	94
90	123	123	94

PCD 617-09 HC

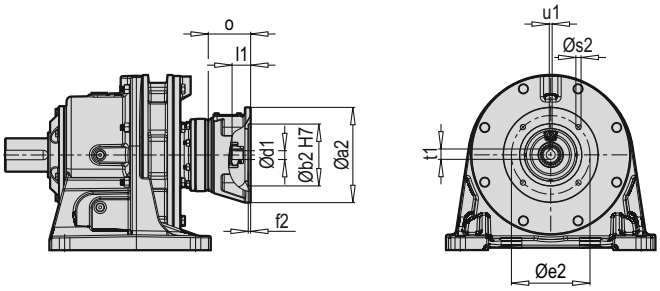

PCD 617-09 HW

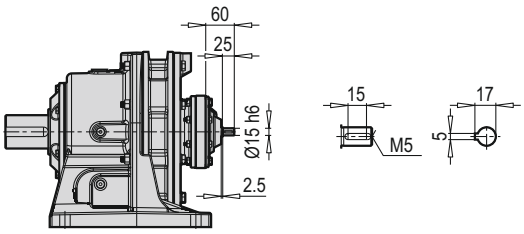

PCD 617-09 VC

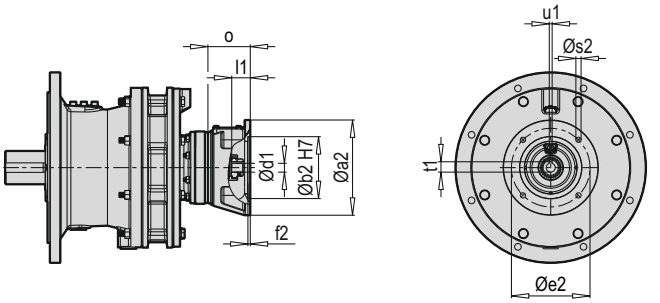

PCD 617-09 VW

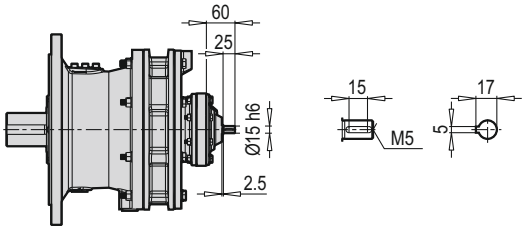

PCD 617-09 FC

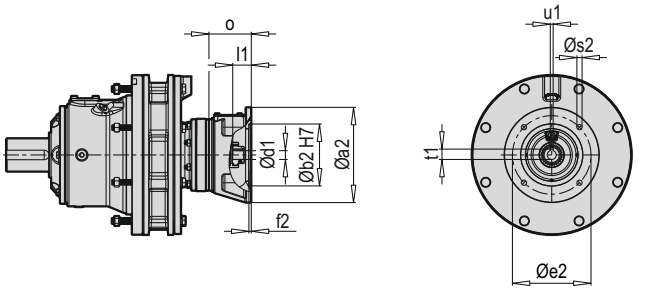

PCD 617-09 FW

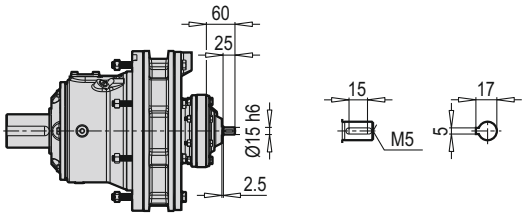

~ Kg			
PCD 617-09 W	H	V	F
	120	120	91

Tip / Type / Typ / Tipo / Type / Tipo	C B5	Øa2	Øb2	Øe2	f2	Øs2	Ød1	l1	t1	u1	o
PCD 617-09	63	140	95	115	4	10	11	23.5	12.8	4	82
	71	160	110	130	4	10	14	30.5	16.3	5	86.5
	80	200	130	165	5	11	19	40	21.8	6	97
	90	200	130	165	5	11	24	50	27.3	8	107

~ Kg			
PCD 617-09 C B5	H	V	F
63	123.5	123.5	94.5
71	124	124	95
80	125.5	125.5	96.5
90	125.5	125.5	96.5

PCD 617-10 HXM

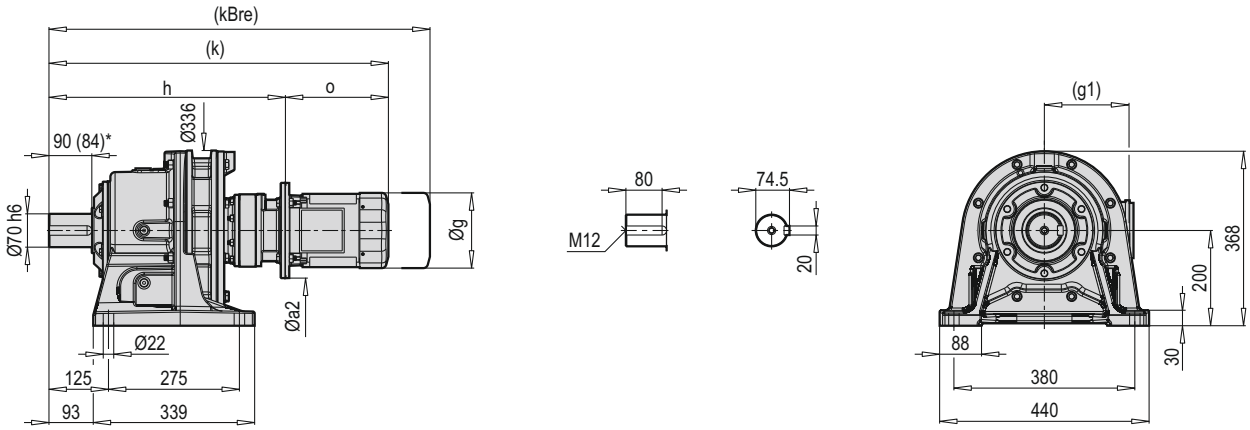

PCD 617-10 VXM

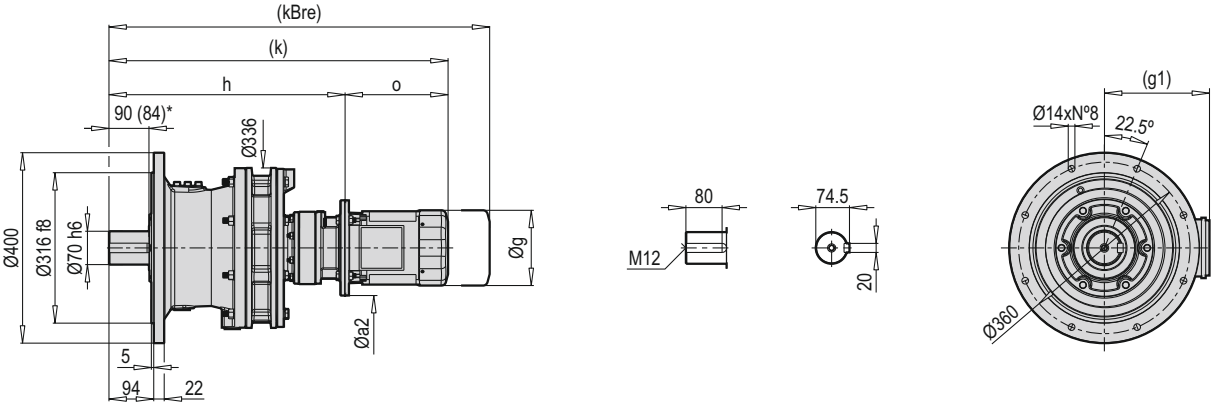

PCD 617-10 FXM

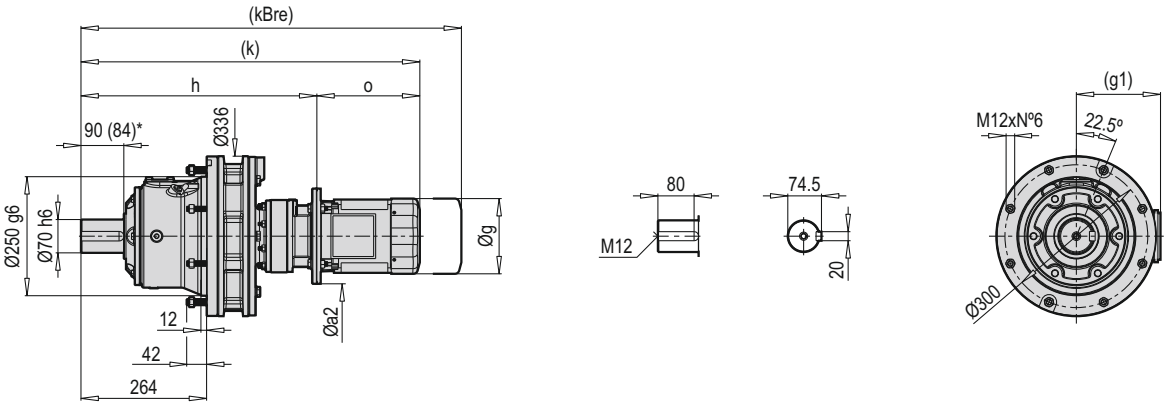

HXM VXM FXM	Øa2		g	g1	h		k		kBre		o	
	B5	B14			B5	B14	B5	B14	B5	B14	B5	B14
63	140	91	123	111	466.5	466.5	663	663	716.5	722.5	196.5	196.5
71	160	105	138	119	479	479	702	702	762	764.5	223	223
80	200	120	165	134.5	480.5	481	709.5	710	855	793.5	229	229
90	200	140	179	129	498.5	499	791.5	792	921.5	922	293	293
100	250	160	199	154.5	510.5	511	850.5	851	933.5	947.5	340	340

(*) M4 pozisyonu için verilmiştir. / (*) Given for position M4. / (*) Angegeben für Position M4. / (*) Dato per la posizione M4. / (*) Donné pour position M4. / (*) Dado para la posición M4.

PCD 617-10 HCM

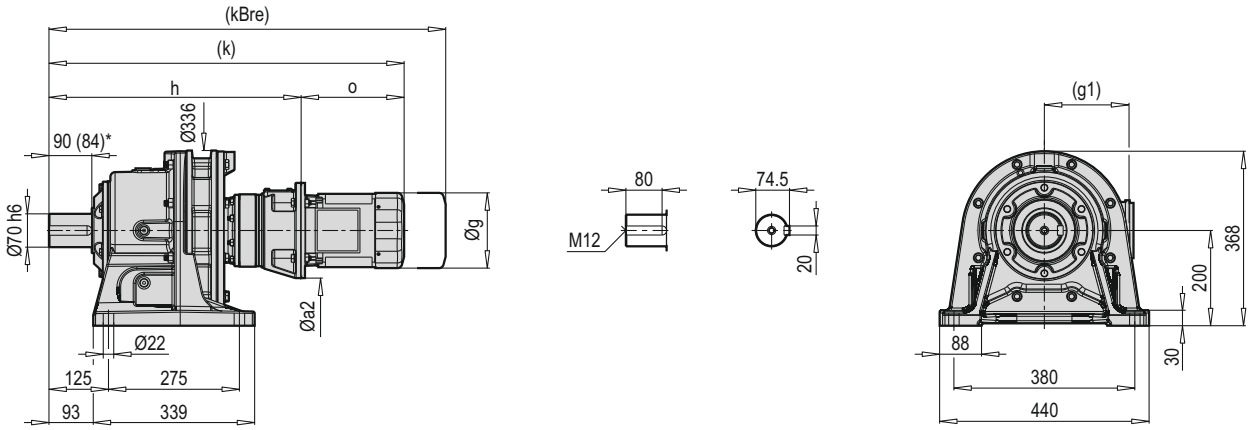

PCD 617-10 VCM

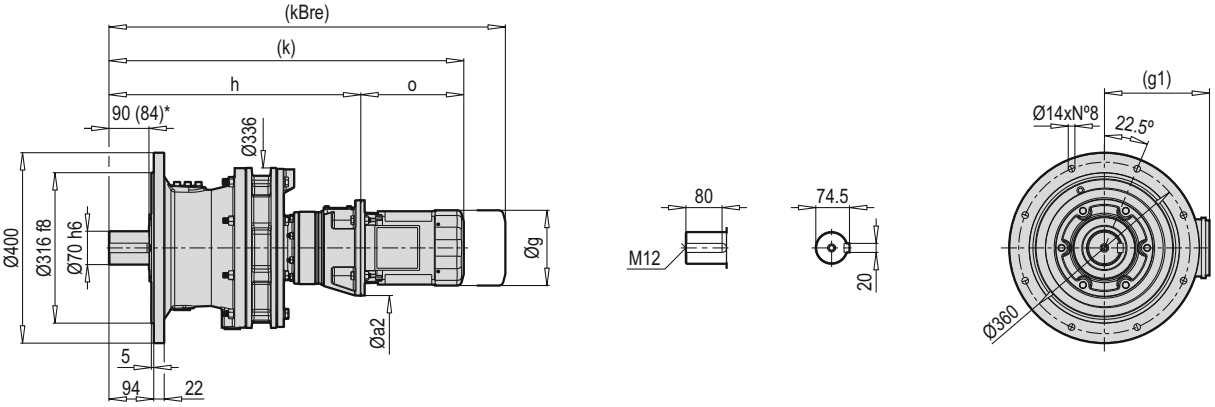

PCD 617-10 FCM

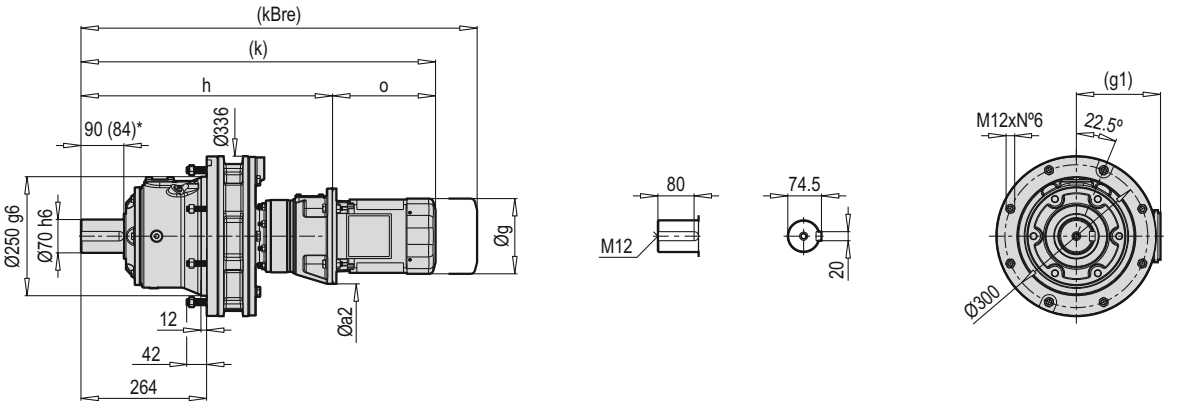

HCM VCM FCM	Øa2	g	g1	h	k	kBre	o
63	140	123	111	514	710.5	764	196.5
71	160	138	119	519	742	802	223
80	200	165	134.5	529	758	841.5	229
90	200	179	129	539	832	900.5	293
100	250	199	154.5	555.5	895.5	978.5	340

(*) M4 pozisyonu için verilmiştir. / (*) Given for position M4. / (*) Angegeben für Position M4. / (*) Dato per la posizione M4. / (*) Donné pour position M4. / (*) Dado para la posición M4.

PCD 617-10 HX

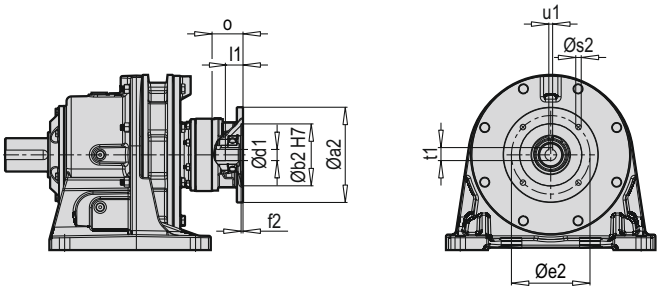

PCD 617-10 VX

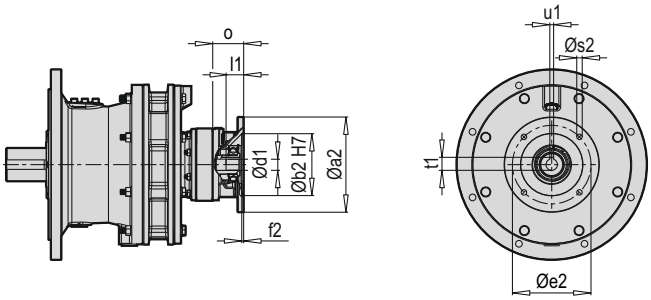

PCD 617-10 FX

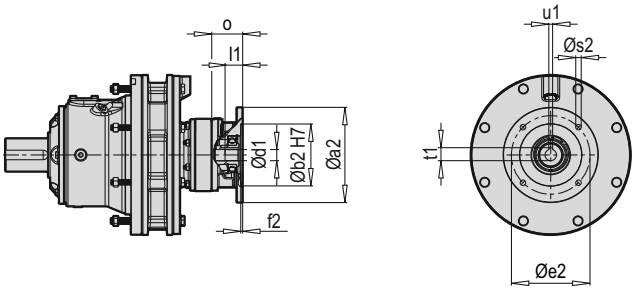

Tip / Type / Typ / Tipo / Type / Tipo	X B5	Øa2	Øb2	Øe2	f2	Øs2	Ød1	l1	t1	u1	o
PCD 617-10	63	140	95	115	4	M8	11	19.5	12.8	4	32.5
	71	160	110	130	4	M8	14	30	16.3	5	45
	80	200	130	165	4	11	19	34	21.8	6	47
	90	200	130	165	4	11	24	37	27.3	8	65
	100	250	180	215	4.5	14	28	46	31.3	8	77

~ Kg			
PCD 617-10 X B5	H	V	F
63	121.5	121.5	92.5
71	121.5	121.5	92.5
80	124	124	95
90	124	124	95
100	126.5	126.5	97.5

Tip / Type / Typ / Tipo / Type / Tipo	X B14	Øa2	Øb2	Øe2	f2	Øs2	Ød1	l1	t1	u1	o
PCD 617-10	63	91	60	75	4	6	11	19.5	12.8	4	32.5
	71	105	70	85	4	6.6	14	30	16.3	5	45
	80	120	80	100	4	6.6	19	34	24.8	6	47
	90	140	95	115	4	9	24	37	27.3	8	65
	100	160	110	130	4.5	9	28	46	31.3	8	77

~ Kg			
PCD 617-10 X B14	H	V	F
63	121	121	92
71	121	121	92
80	123	123	94
90	123	123	94
100	125.5	125.5	96.5

PCD 617-10 HC

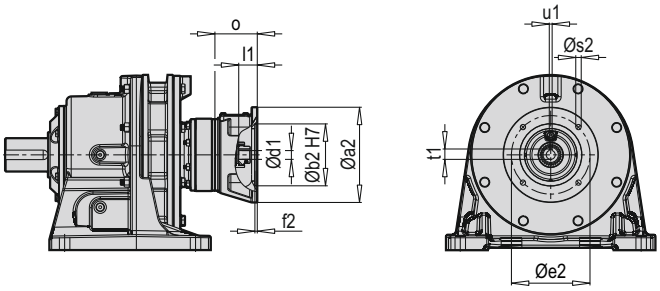

PCD 617-10 HW

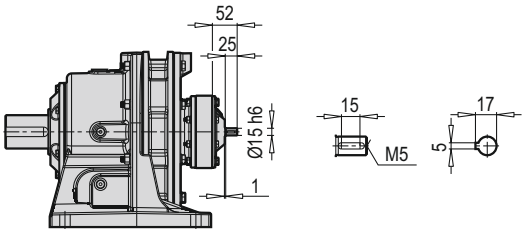

PCD 617-10 VC

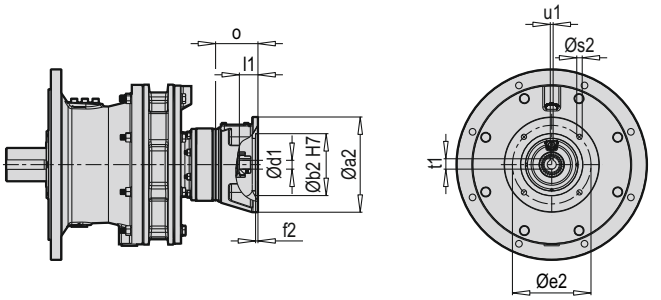

PCD 617-10 VW

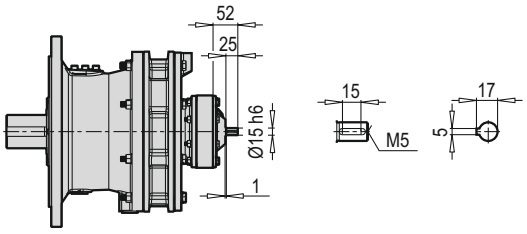

PCD 617-10 FC

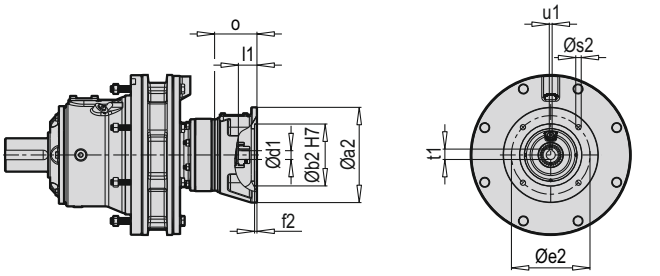

PCD 617-10 FW

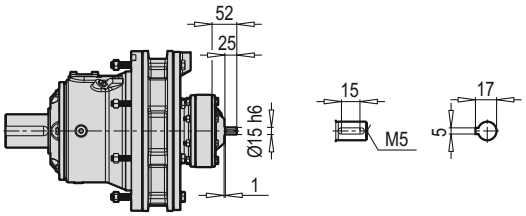

~ Kg			
PCD 617-10 W	H	V	F
	122	122	93

Tip / Type / Typ / Tipo / Type / Tipo	C B5	Øa2	Øb2	Øe2	f2	Øs2	Ød1	l1	t1	u1	o
PCD 617-10	63	140	95	115	4	10	11	24	12.8	4	74
	71	160	110	130	4	10	14	31	16.3	5	79
	80	200	130	165	5	11	19	40	21.8	6	89
	90	200	130	165	5	11	24	50	27.3	8	99
	100	250	180	215	6	14	28	61.5	31.3	8	115.5

~ Kg			
PCD 617-10 C B5	H	V	F
63	125.5	125.5	96.5
71	126	126	97
80	127.5	127.5	98.5
90	127.5	127.5	98.5
100	130	130	101

PCD 617-11 HXM

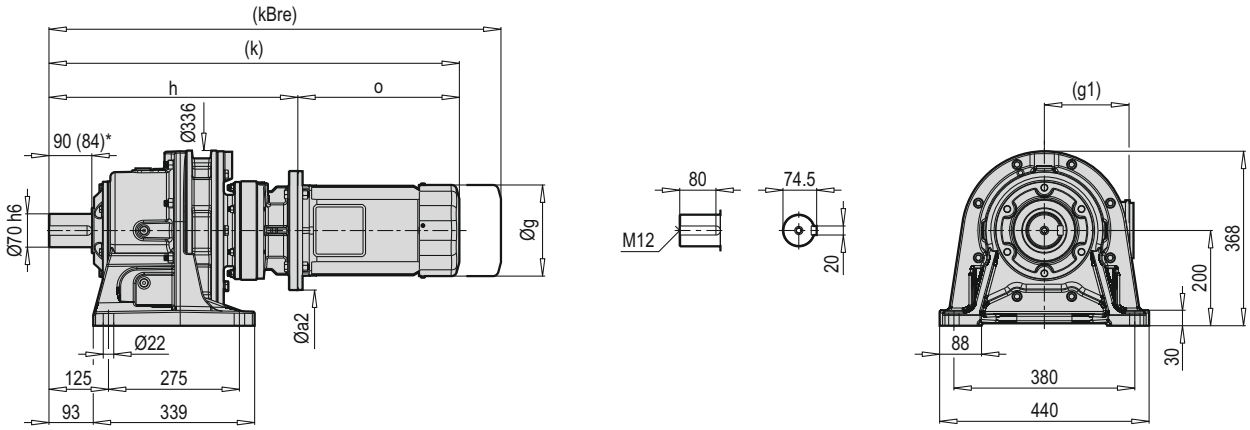

PCD 617-11 VXM

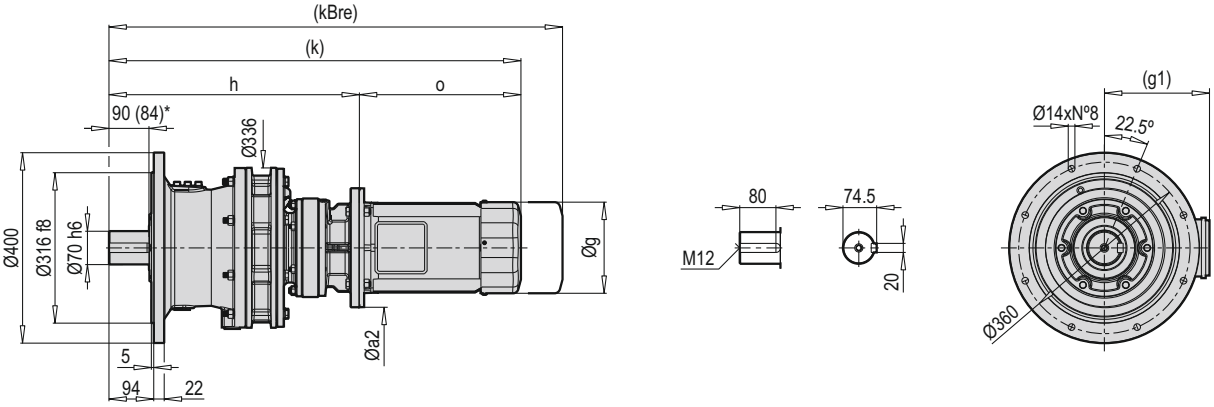

PCD 617-11 FXM

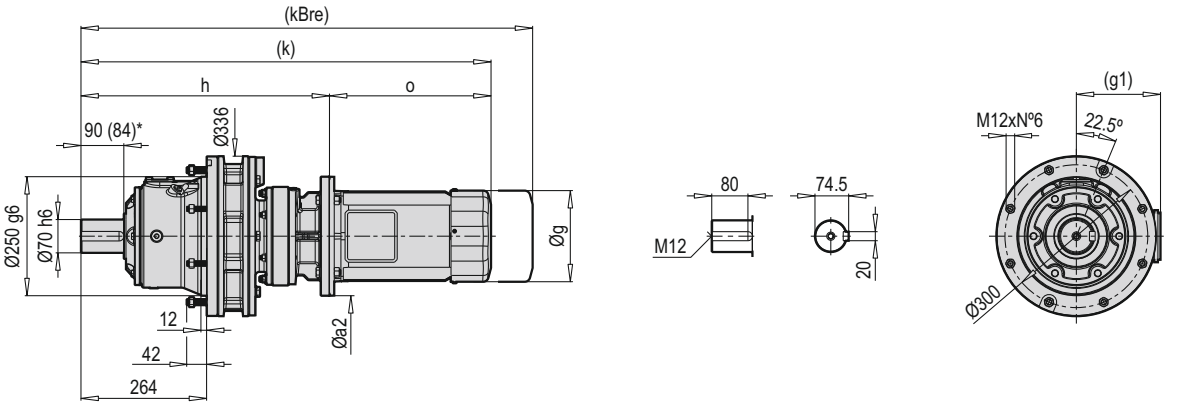

HXM VXM FXM	Øa2		g	g1	h		k		kBre		o	
	B5	B14			B5	B14	B5	B14	B5	B14	B5	B14
71	160	105	138	119	495.5	495.5	718.5	718.5	778.5	781	223	223
80	200	120	165	134.5	499.5	499.5	728.5	728.5	812	812	229	229
90	200	140	179	129	509.5	509.5	802.5	802.5	871	870	293	293
100	250	160	199	154.5	526	526	866	866	949	949	340	340
112	250	160	219	158.5	526	526	862	862	949	962.5	336	336

(*) M4 pozisyonu için verilmiştir. / (*) Given for position M4. / (*) Angegeben für Position M4. / (*) Dato per la posizione M4. / (*) Donné pour position M4. / (*) Dado para la posición M4.

PCD 617-11 HCM

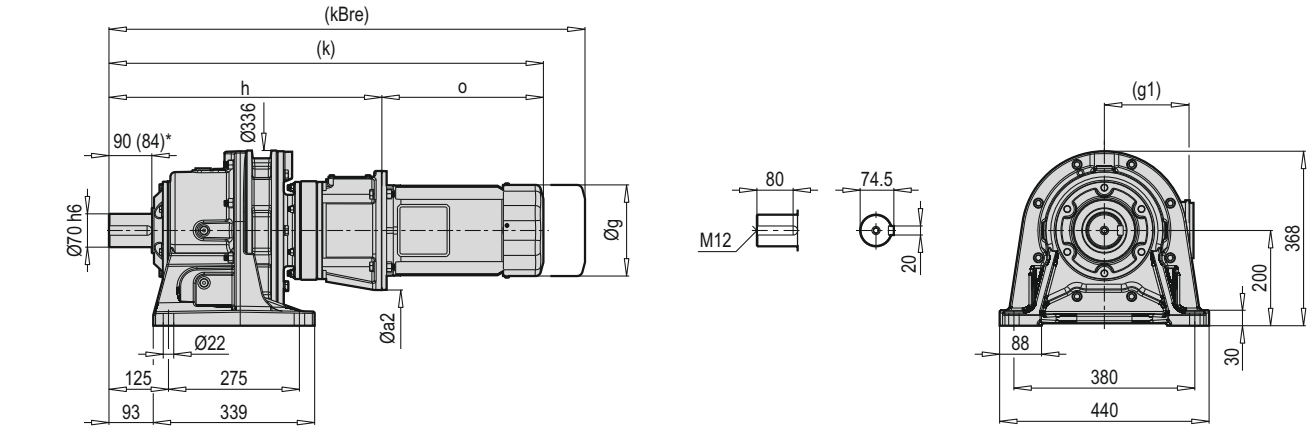

PCD 617-11 VCM

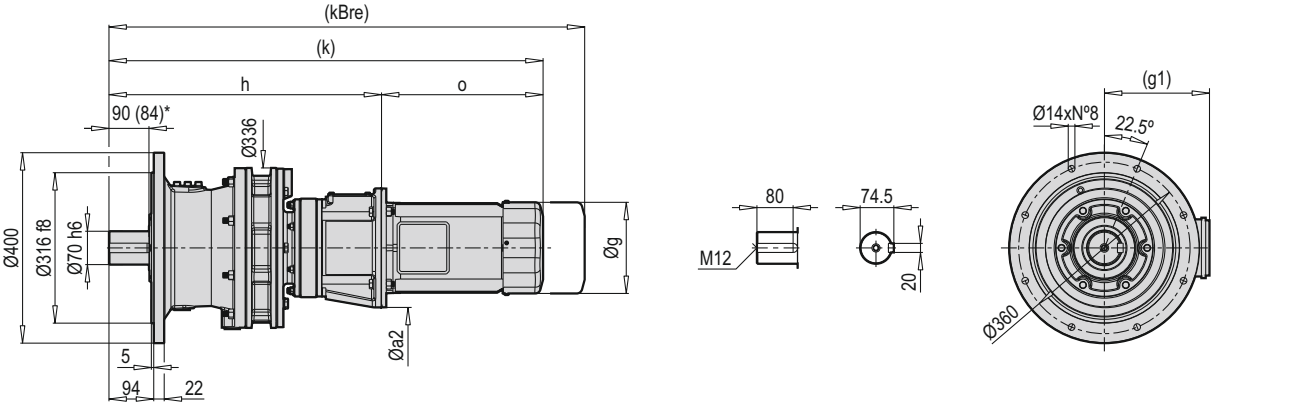

PCD 617-11 FCM

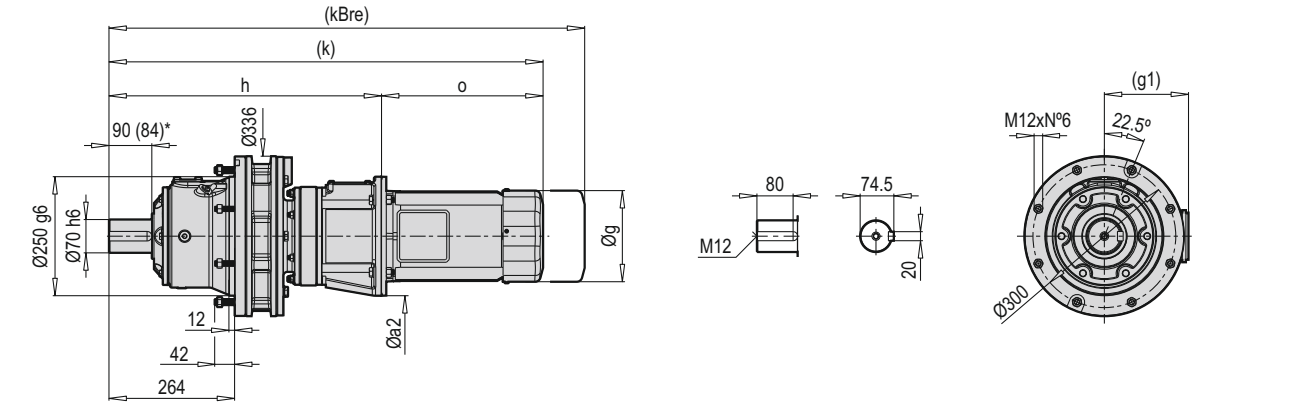

HCM VCM FCM	Øa2	g	g1	h	k	kBre	o
71	160	138	119	549.5	772.5	832.5	223
80	200	165	134.5	566.5	795.5	879	229
90	200	179	129	566.5	859.5	928	293
100	250	199	154.5	576.5	916.5	999.5	340
112	250	219	158.5	576.5	912.5	999.5	336

(*) M4 pozisyonu için verilmiştir. / (*) Given for position M4. / (*) Angegeben für Position M4. / (*) Dato per la posizione M4. / (*) Donné pour position M4. / (*) Dado para la posición M4.

PCD 617-11 HX

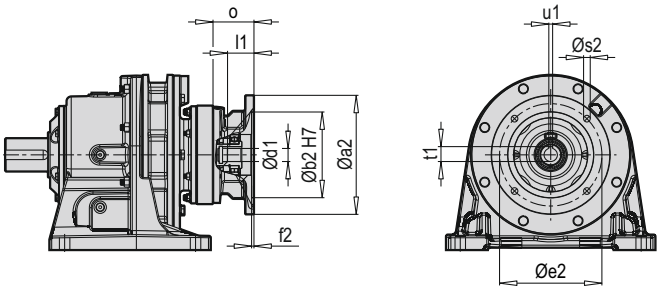

PCD 617-11 VX

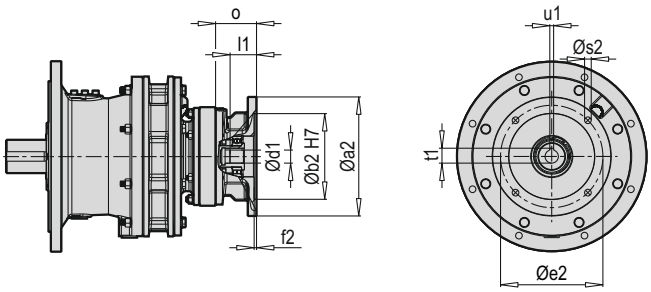

PCD 617-11 FX

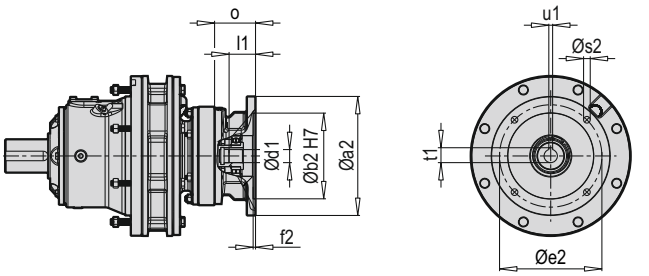

Tip / Type / Typ / Tipo / Type / Tipo	X B5	Øa2	Øb2	Øe2	f2	Øs2	Ød1	l1	t1	u1	o
PCD 617-11	71	160	110	130	4	M8	14	30	16.3	5	55
	80	200	130	165	4	11.5	19	34	21.8	6	59
	90	200	130	165	4	11.5	24	46	27.3	8	69
	100	250	180	215	5	14	28	55.5	31.3	8	85.5
	112	250	180	215	5	14	28	55.5	31.3	8	85.5

~ Kg			
PCD 617-11 X B5	H	V	F
71	129	129	100
80	131.5	131.5	102.5
90	131.5	131.5	102.5
100	134	134	105
112	134	134	105

Tip / Type / Typ / Tipo / Type / Tipo	X B14	Øa2	Øb2	Øe2	f2	Øs2	Ød1	l1	t1	u1	o
PCD 617-11	71	105	70	85	4	6.6	14	30	16.3	5	55
	80	120	80	100	4	6.6	19	34	21.8	6	59
	90	140	95	115	4	9	24	46	27.3	8	69
	100	160	110	130	5	9	28	55.5	31.3	8	85.5
	112	160	110	130	5	9	28	55.5	31.3	8	85.5

~ Kg			
PCD 617-11 X B14	H	V	F
71	128.5	128.5	99.5
80	130.5	130.5	101.5
90	130.5	130.5	101.5
100	133	133	104
112	133	133	104

PCD 617-11 HC

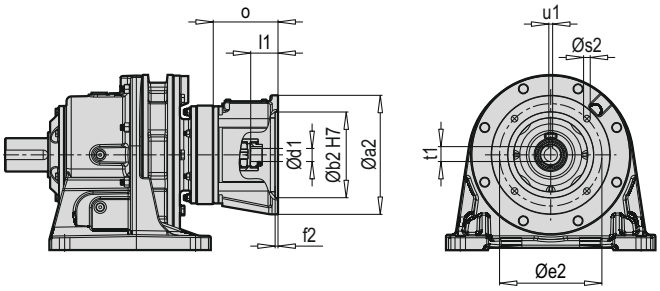

PCD 617-11 HW

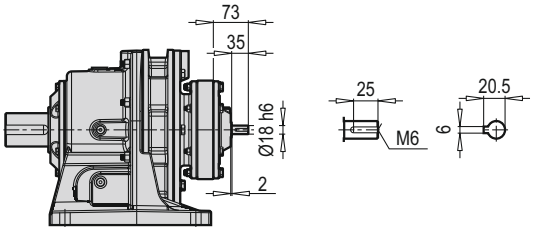

PCD 617-11 VC

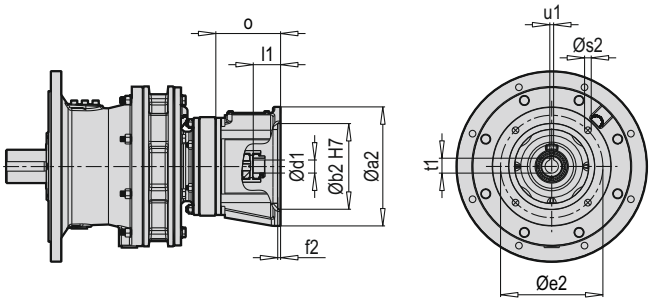

PCD 617-11 VW

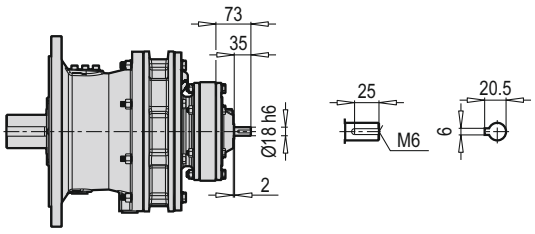

PCD 617-11 FC

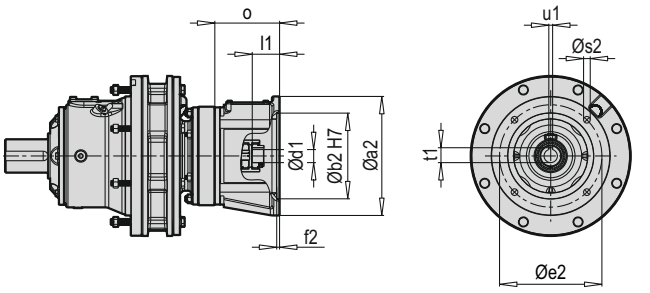

PCD 617-11 FW

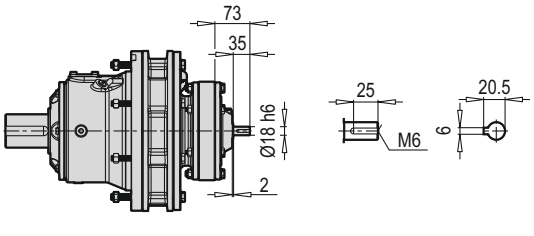

~ Kg			
PCD 617-11 W	H	V	F
	130	130	101

Tip / Type / Typ / Tipo / Type / Tipo	C B5	Øa2	Øb2	Øe2	f2	Øs2	Ød1	l1	t1	u1	o
PCD 617-11	71	159.5	110	130	4	10	14	30	16.3	5	95
	80	200	130	165	5	11	19	45	21.8	6	115
	90	200	130	165	5	11	24	50	27.3	8	115
	100	250	180	215	6	14	28	58.5	31.3	8	125
	112	250	180	215	6	14	28	58.5	31.3	8	125

~ Kg			
PCD 617-11 C B5	H	V	F
71	136.5	136.5	107.5
80	138	138	109
90	138	138	109
100	140	140	111
112	140	140	111

PCD 618-10 HXM

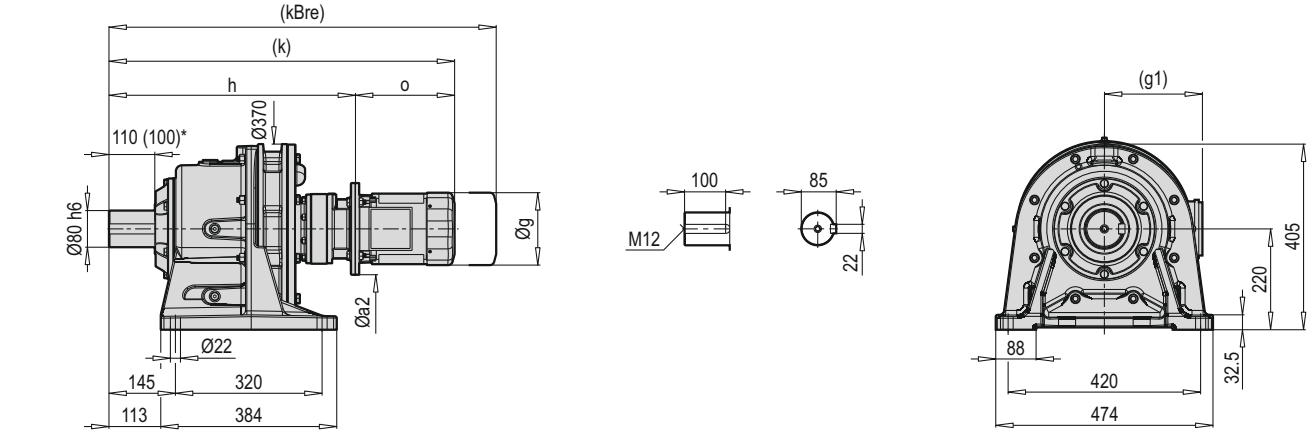

PCD 618-10 VXM

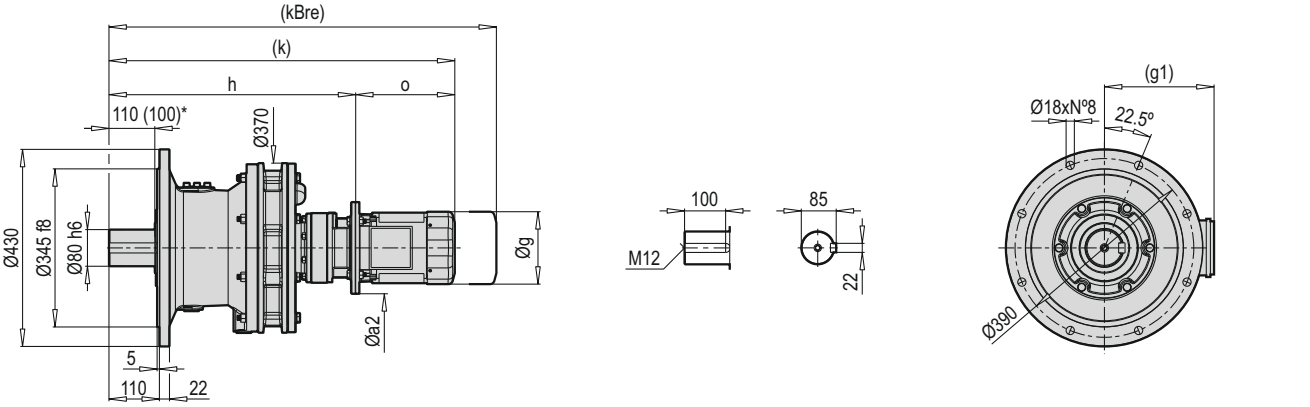

PCD 618-10 FXM

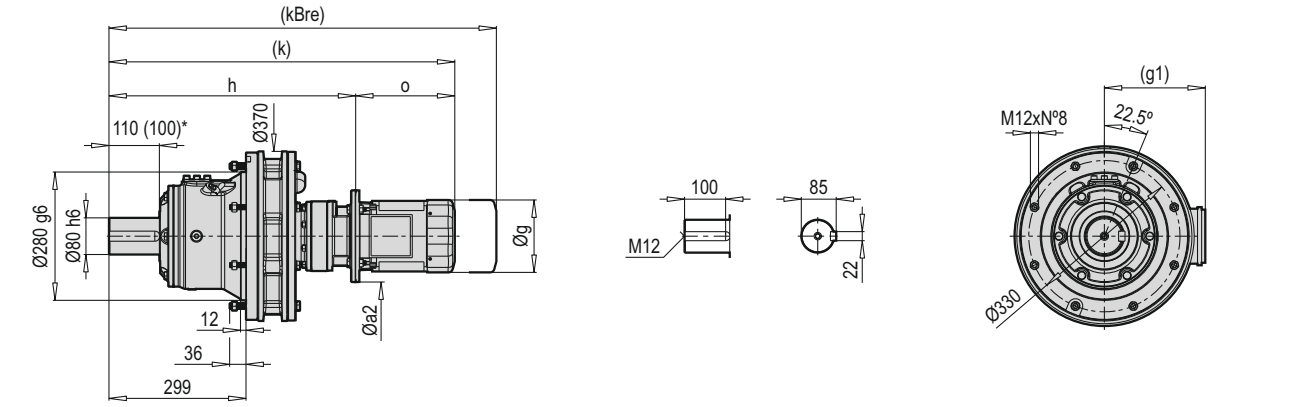

HXM VXM FXM	Øa2		g	g1	h		k		kBre		o	
	B5	B14			B5	B14	B5	B14	B5	B14	B5	B14
63	140	91	123	111	509	509	705.5	705.5	759	765	196.5	196.5
71	160	105	138	119	521.5	521.5	744.5	744.5	804.5	807	223	223
80	200	120	165	134.5	523	523.5	752	752.5	835.5	836	229	229
90	200	140	179	129	541	541.5	834	834.5	902.5	902	293	293
100	250	160	199	154.5	533	553.5	893	913.5	976	976.5	340	360

(*) M4 pozisyonu için verilmiştir. / (*) Given for position M4. / (*) Angegeben für Position M4. / (*) Dato per la posizione M4. / (*) Donné pour position M4. / (*) Dado para la posición M4.

PCD 618-10 HCM

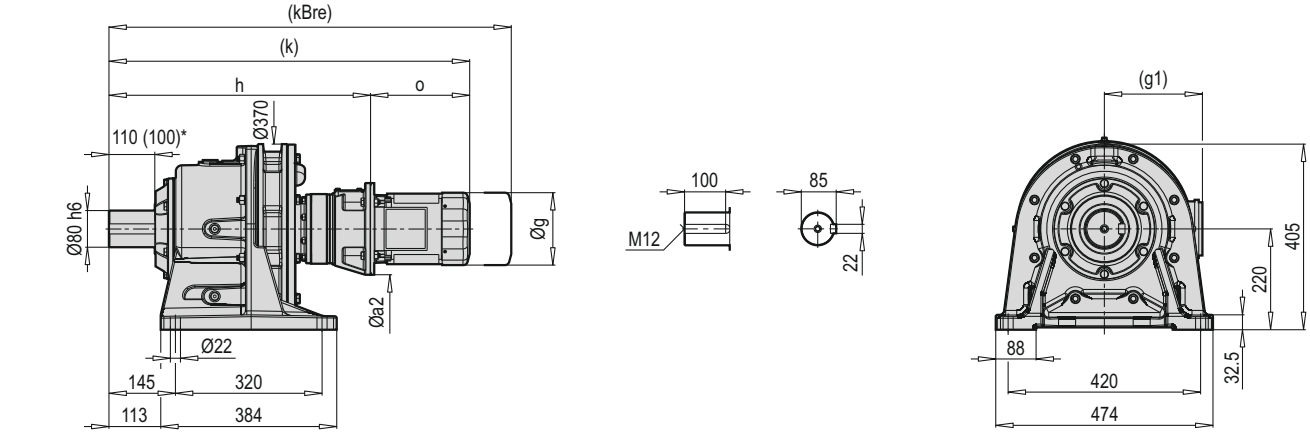

PCD 618-10 VCM

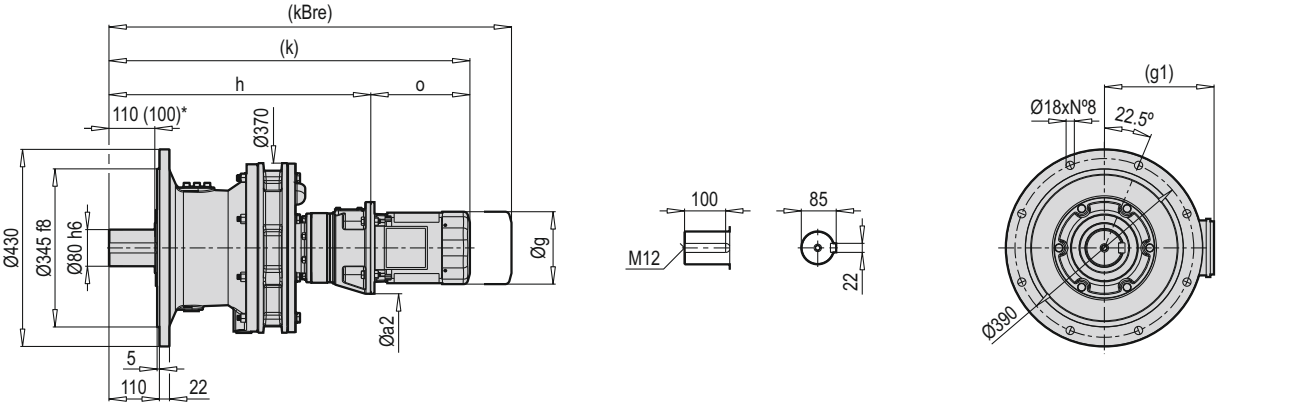

PCD 618-10 FCM

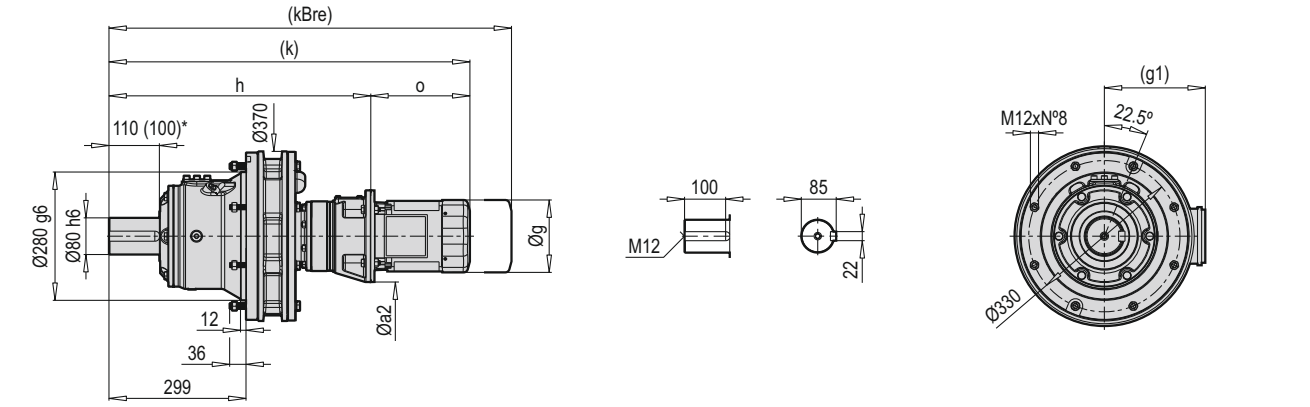

HCM VCM FCM	Øa2	g	g1	h	k	kBre	o
63	140	123	111	556.5	753	806.5	196.5
71	160	138	119	561.5	784.5	844.5	223
80	200	165	134.5	571.5	800.5	884	229
90	200	179	129	581.5	874.5	943	293
100	250	199	154.5	598	938	1021	340

(*) M4 pozisyonu için verilmiştir. / (*) Given for position M4. / (*) Angegeben für Position M4. / (*) Dato per la posizione M4. / (*) Donné pour position M4. / (*) Dado para la posición M4.

PCD 618-10 HX

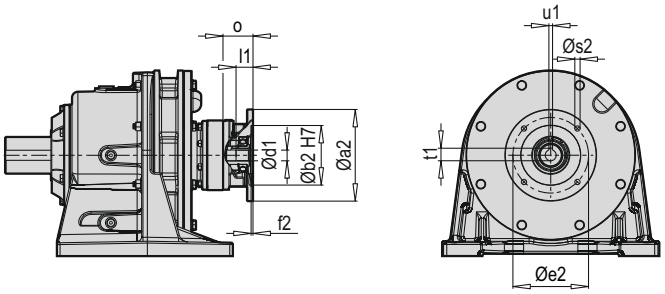

PCD 618-10 VX

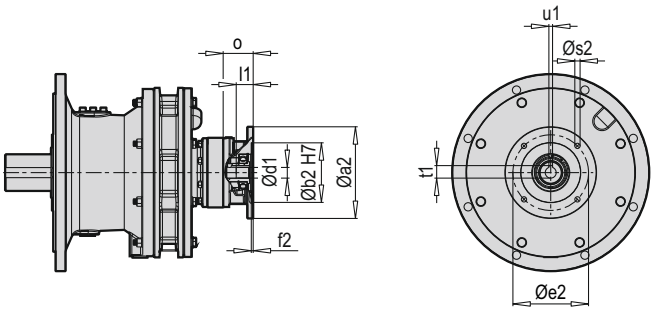

PCD 618-10 FX

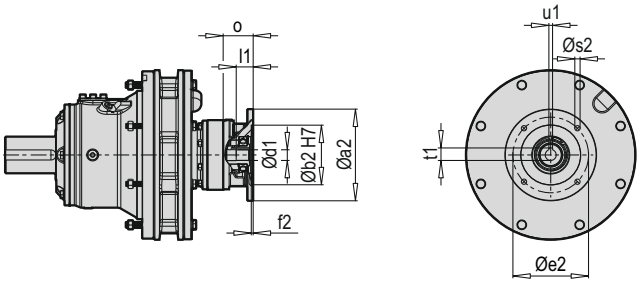

Tip / Type / Typ / Tipo / Type / Tipo	X B5	Øa2	Øb2	Øe2	f2	Øs2	Ød1	l1	t1	u1	o
PCD 618-10	63	140	95	115	4	M8	11	19.5	12.8	4	32.5
	71	160	110	130	4	M8	14	30	16.3	5	45
	80	200	130	165	4	11	19	34	21.8	6	47
	90	200	130	165	4	11	24	37	27.3	8	65
	100	250	180	215	4.5	14	28	46	31.3	8	77

~ Kg			
PCD 618-10 X B5	H	V	F
63	177	164	144
71	177	164	144
80	179	166	146
90	179	166	146
100	181	168	148

Tip / Type / Typ / Tipo / Type / Tipo	X B14	Øa2	Øb2	Øe2	f2	Øs2	Ød1	l1	t1	u1	o
PCD 618-10	63	91	60	75	4	6	11	19.5	12.8	4	32.5
	71	105	70	85	4	6.6	14	30	16.3	5	45
	80	120	80	100	4	6.6	19	34	21.8	6	47
	90	140	95	115	4	9	24	37	27.3	8	65
	100	160	110	130	4.5	9	28	46	31.3	8	77

~ Kg			
PCD 618-10 X B14	H	V	F
63	176	163	143
71	176	163	143
80	178	165	145
90	178	165	145
100	180	167	147

PCD 618-10 HC

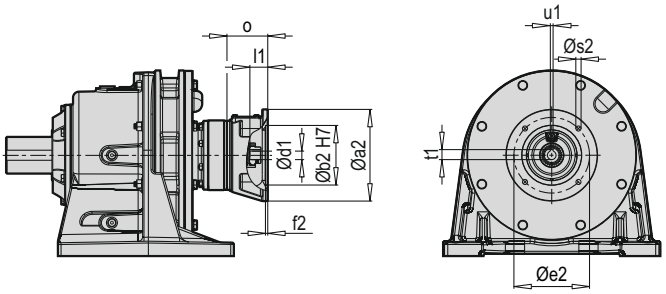

PCD 618-10 HW

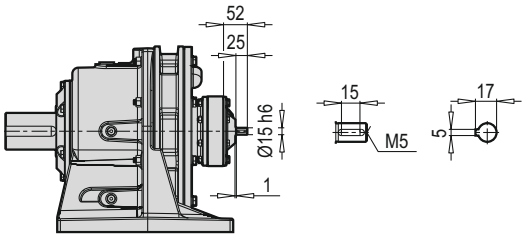

PCD 618-10 VC

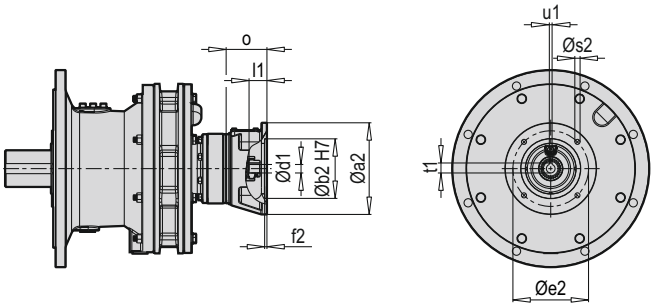

PCD 618-10 VW

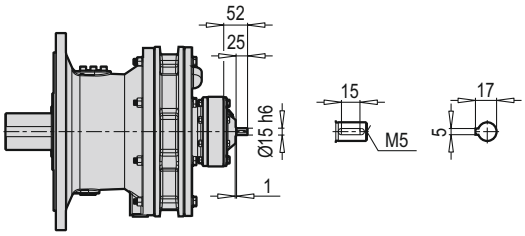

PCD 618-10 FC

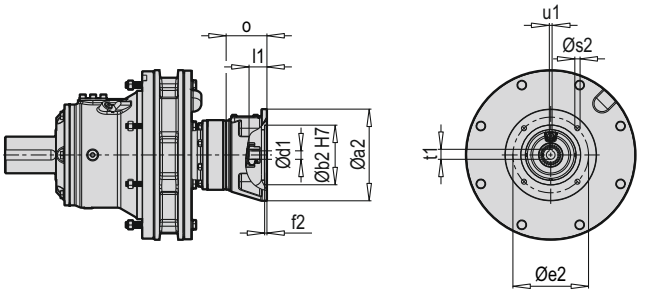

PCD 618-10 FW

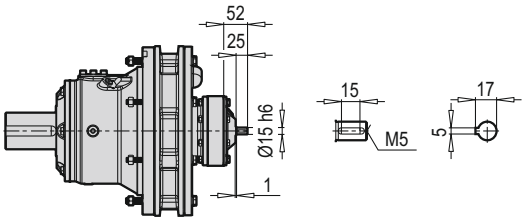

~ Kg			
PCD 618-10 W	H	V	F
	166	153	133

Tip / Type / Typ / Tipo / Type / Tipo	C B5	Øa2	Øb2	Øe2	f2	Øs2	Ød1	l1	t1	u1	o
PCD 618-10	63	140	95	115	4	10	11	24	12.8	4	74
	71	160	110	130	4	10	14	31	16.3	5	79
	80	200	130	165	4.5	11	19	40	21.8	6	89
	90	200	130	165	5	11	24	50	27.3	8	99
	100	250	180	215	6	14	28	61.5	31.3	8	115.5

~ Kg			
PCD 618-10 C B5	H	V	F
63	169.5	156.5	136.5
71	170	157	137
80	171.5	158.5	138.5
90	171.5	158.5	138.5
100	174	161	141

PCD 618-13 HXM

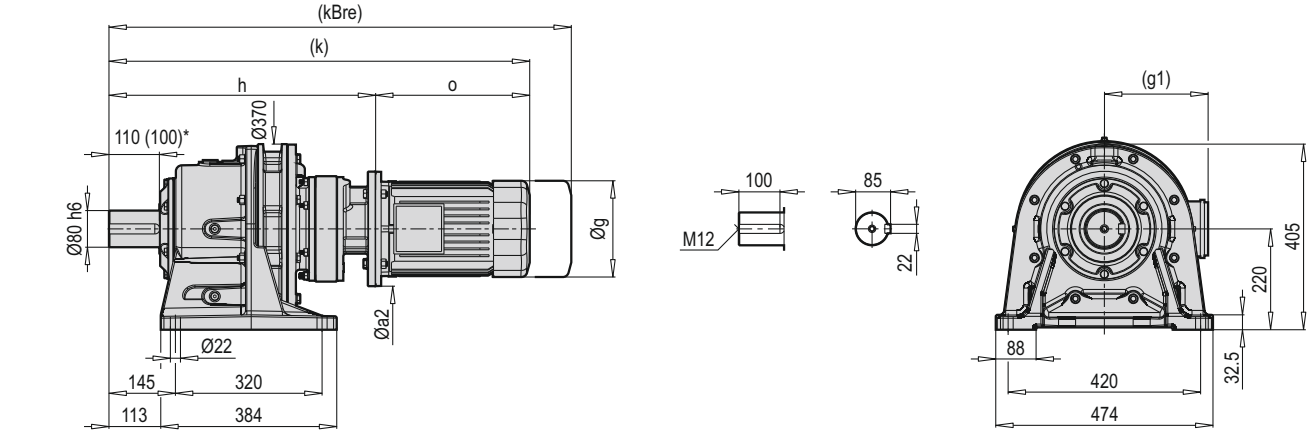

PCD 618-13 VXM

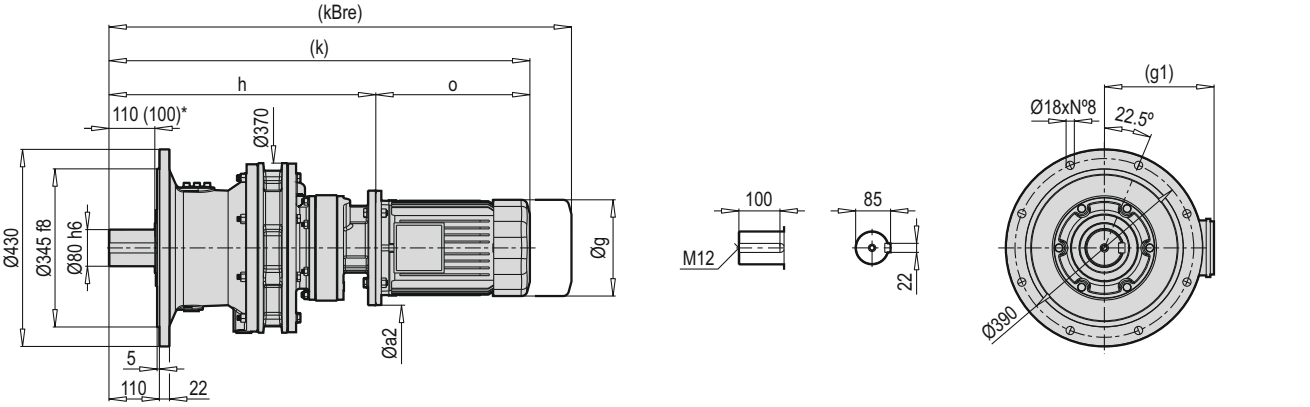

PCD 618-13 FXM

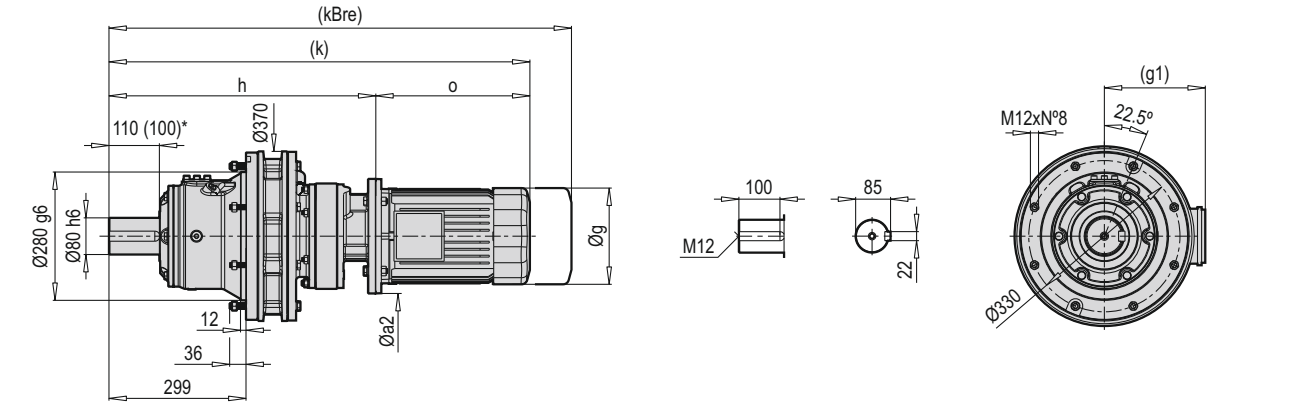

HXM VXM FXM	Øa2		g	g1	h		k		kBre		o	
	B5	B14			B5	B14	B5	B14	B5	B14	B5	B14
80	200	120	165	134.5	552	552	751	751	864.5	834.5	229	229
90	200	140	179	129	567	567	860	860	928.5	927.5	293	293
100	250	160	199	154.5	582.5	582.5	922.5	922.5	1005.5	1005.5	340	340
112	250	160	219	158.5	582.5	582.5	918.5	918.5	1005.5	1019	336	336
132	300	200	270	187	608	608	987	1008.5	1128	1108	379	400.5

(*) M4 pozisyonu için verilmiştir. / (*) Given for position M4. / (*) Angegeben für Position M4. / (*) Dato per la posizione M4. / (*) Donné pour position M4. / (*) Dado para la posición M4.

PCD 618-13 HCM

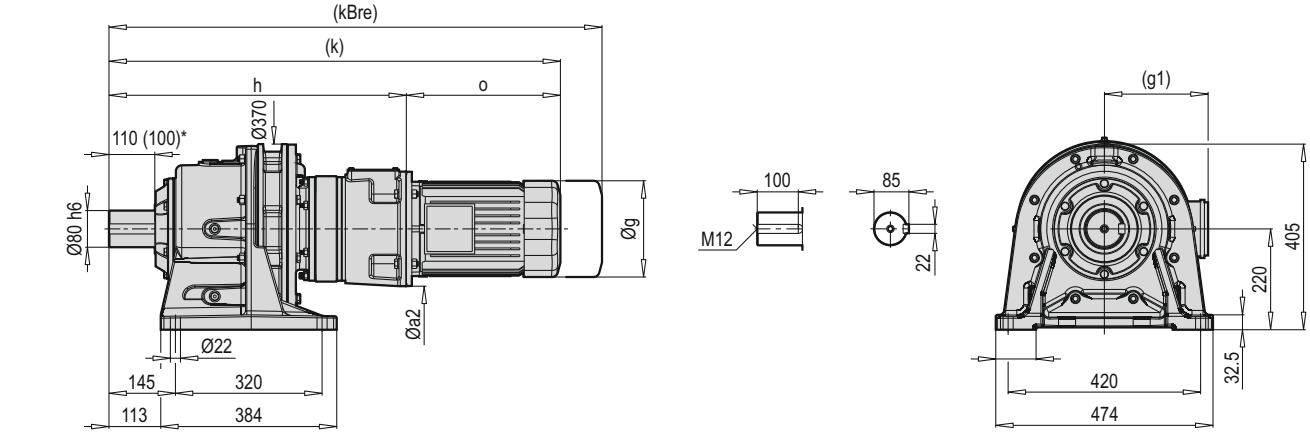

PCD 618-13 VCM

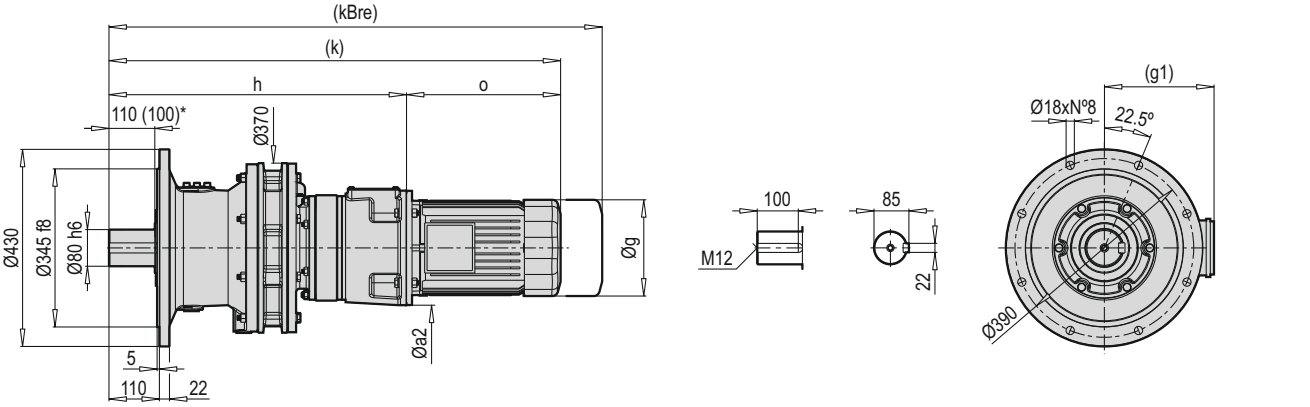

PCD 618-13 FCM

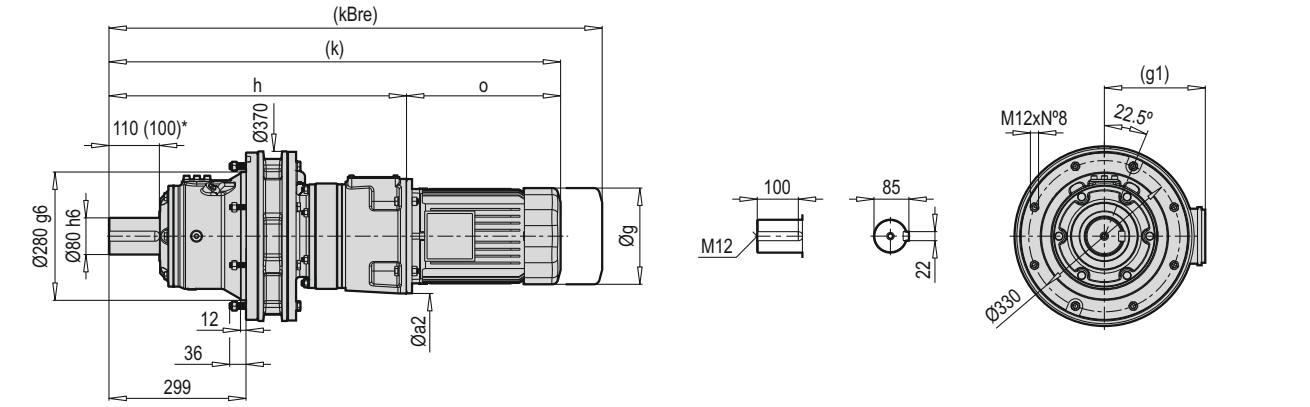

HCM VCM FCM	Øa2	g	g1	h	k	kBre	o
80	200	165	134.5	632.5	861.5	945	229
90	200	179	129	632.5	925.5	993	293
100	250	199	154.5	649.5	989.5	1072.5	340
112	250	219	158.5	649.5	985.5	1086	336
132	300	270	187	669.5	1048.5	1169.5	379

(*) M4 pozisyonu için verilmiştir. / (*) Given for position M4. / (*) Angegeben für Position M4. / (*) Dato per la posizione M4. / (*) Donné pour position M4. / (*) Dado para la posición M4.

PCD 618-13 HX

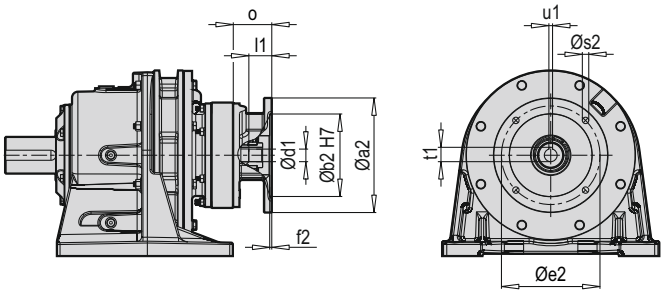

PCD 618-13 VX

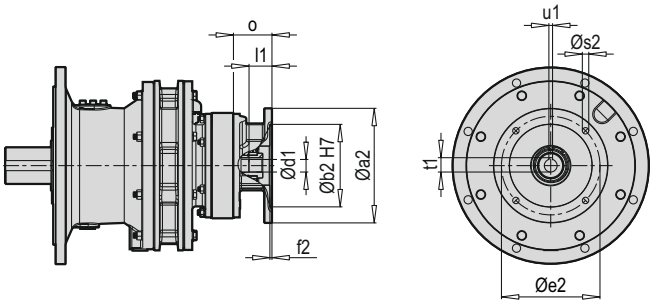

PCD 618-13 FX

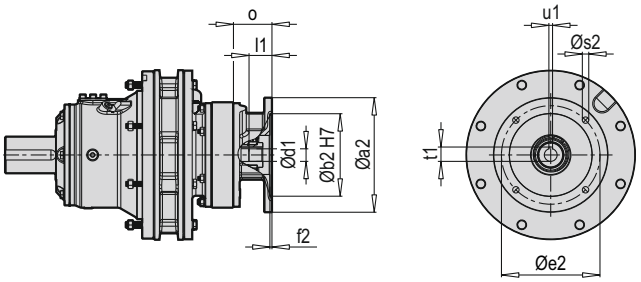

Tip / Type / Typ / Tipo / Type / Tipo	X B5	Øa2	Øb2	Øe2	f2	Øs2	Ød1	l1	t1	u1	o
PCD 618-13	80	200	130	165	5	M10	19	30	21.8	6	53.5
	90	200	130	165	4	11	24	40	27.3	8	68.5
	100	250	180	215	4.5	14	28	50	31.3	8	84
	112	250	180	215	4.5	14	28	50	31.3	8	84
	132	300	230	265	5	14	38	61	41.3	10	109.5

~ Kg			
PCD 618-13 X B5	H	V	F
80	186	173	153
90	186	173	153
100	188	175	155
112	188	175	155
132	193	180	160

Tip / Type / Typ / Tipo / Type / Tipo	X B14	Øa2	Øb2	Øe2	f2	Øs2	Ød1	l1	t1	u1	o
PCD 618-13	80	120	80	100	4	6.6	19	30	21.8	6	53.5
	90	140	95	115	4	9	24	40	27.3	8	68.5
	100	160	110	130	4.5	9	28	50	31.3	8	84
	112	160	110	130	4.5	9	28	50	31.3	8	84
	132	200	130	165	5	11	38	61	41.3	10	109.5

~ Kg			
PCD 618-13 X B14	H	V	F
80	185	172	152
90	185	172	152
100	187	174	154
112	187	174	154
132	192	179	159

PCD 618-13 HC

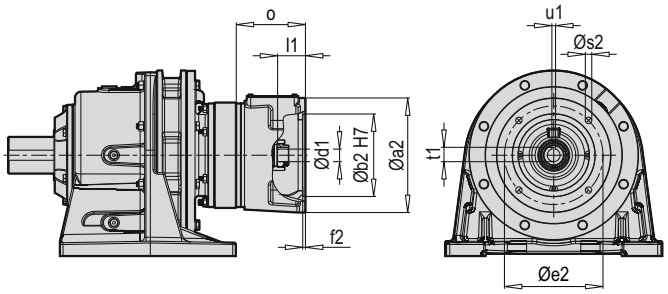

PCD 618-13 HW

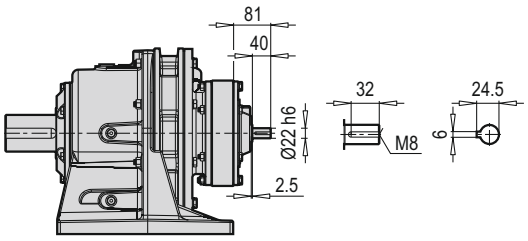

PCD 618-13 VC

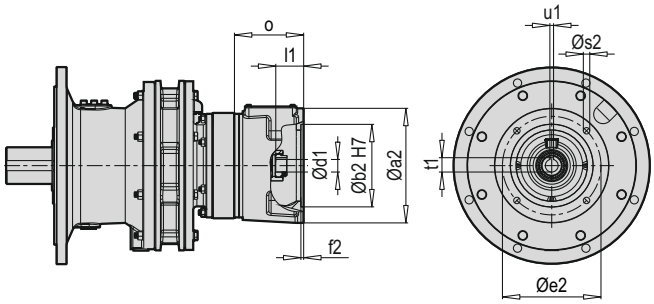

PCD 618-13 VW

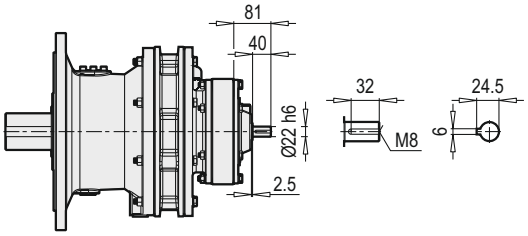

PCD 618-13 FC

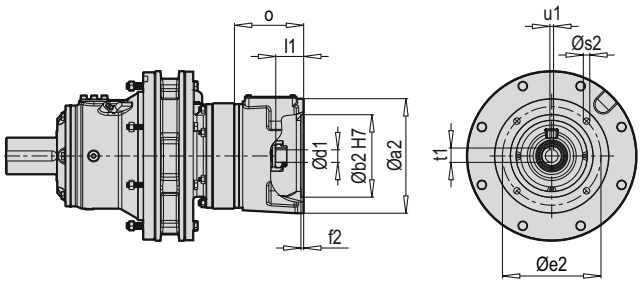

PCD 618-13 FW

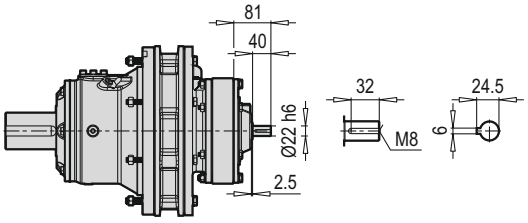

~ Kg			
PCD 618-13 W	H	V	F
	185	172	152

Tip / Type / Typ / Tipo / Type / Tipo	C B5	Øa2	Øb2	Øe2	f2	Øs2	Ød1	l1	t1	u1	o
PCD 618-13	80	200	130	165	5	11	19	45	21.8	6	124
	90	200	130	165	5	11	24	50	27.3	8	124
	100	250	180	215	6	14	28	62	31.3	8	141
	112	250	180	215	6	14	28	62	31.3	8	141
	132	300	230	265	6	14	38	82.5	41.3	10	161

~ Kg			
PCD 618-13 C B5	H	V	F
80	194	181	161
90	194	181	161
100	197	184	164
112	197	184	164
132	200	187	167

PCD 619-11 HXM

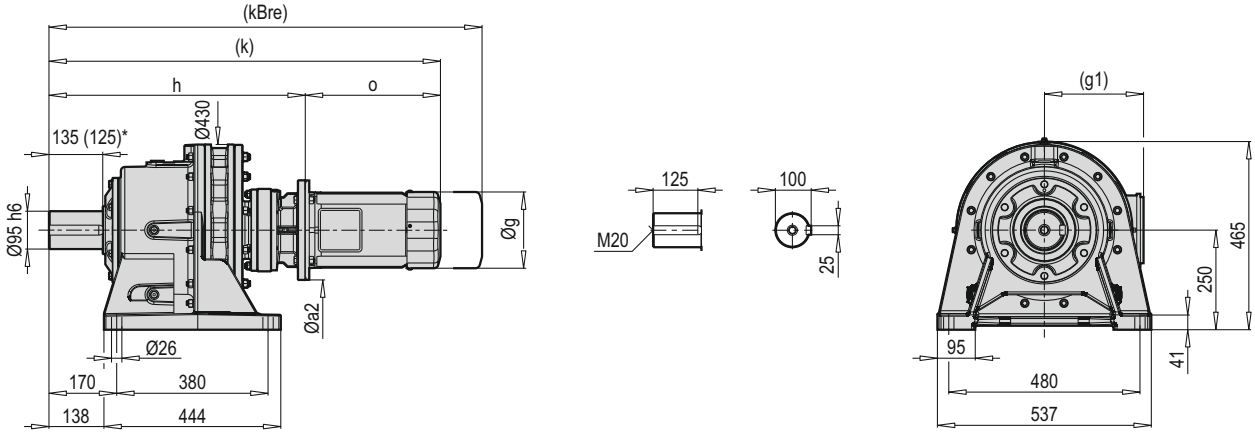

PCD 619-11 VXM

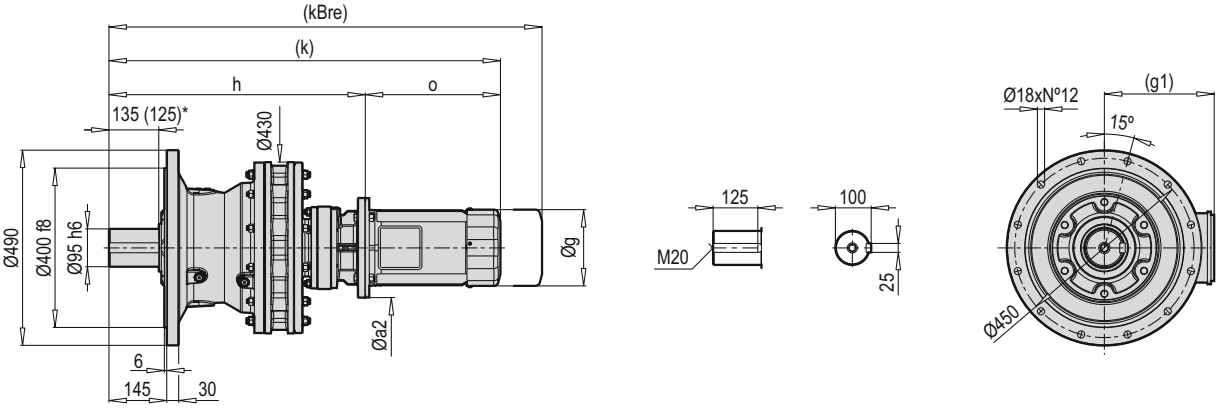

PCD 619-11 FXM

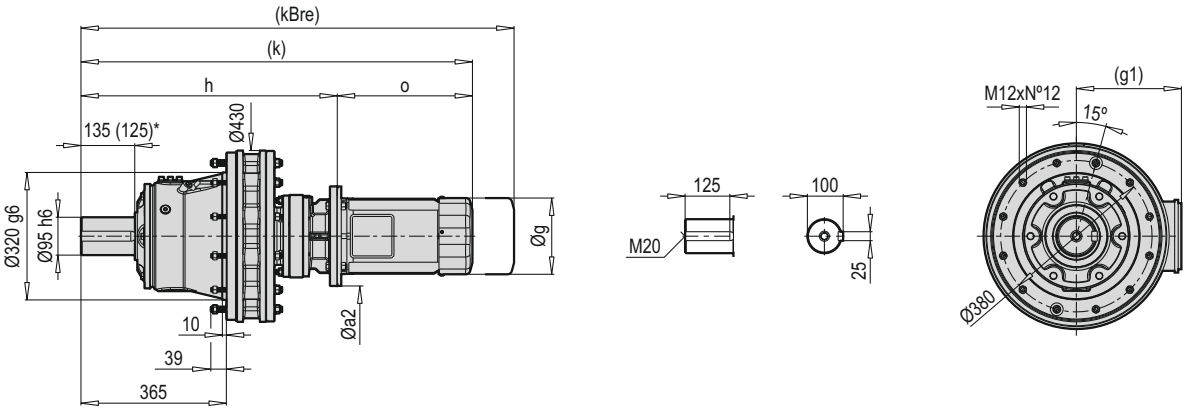

HXM VXM FXM	Øa2		g	g1	h		k		kBre		o	
	B5	B14			B5	B14	B5	B14	B5	B14	B5	B14
71	160	105	138	119	613	613	886	886	896	898.5	223	223
80	200	120	165	134.5	617	617	846	846	929.5	929.5	229	229
90	200	140	179	129	627	627	920	920	988.5	987.5	293	293
100	250	160	199	154.5	643.5	643.5	983.5	983.5	1066.5	1066.5	340	340
112	250	160	219	158.5	643.5	643.5	979.5	979.5	1066.5	1080	336	336

(*) M4 pozisyonu için verilmiştir. / (*) Given for position M4. / (*) Angegeben für Position M4. / (*) Dato per la posizione M4. / (*) Donné pour position M4. / (*) Dado para la posición M4.

PCD 619-11 HCM

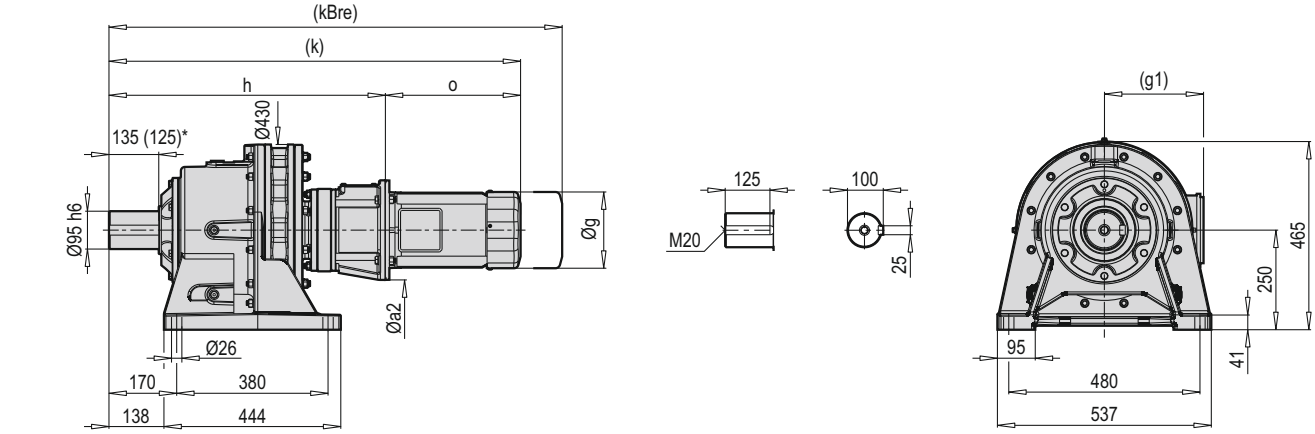

PCD 619-11 VCM

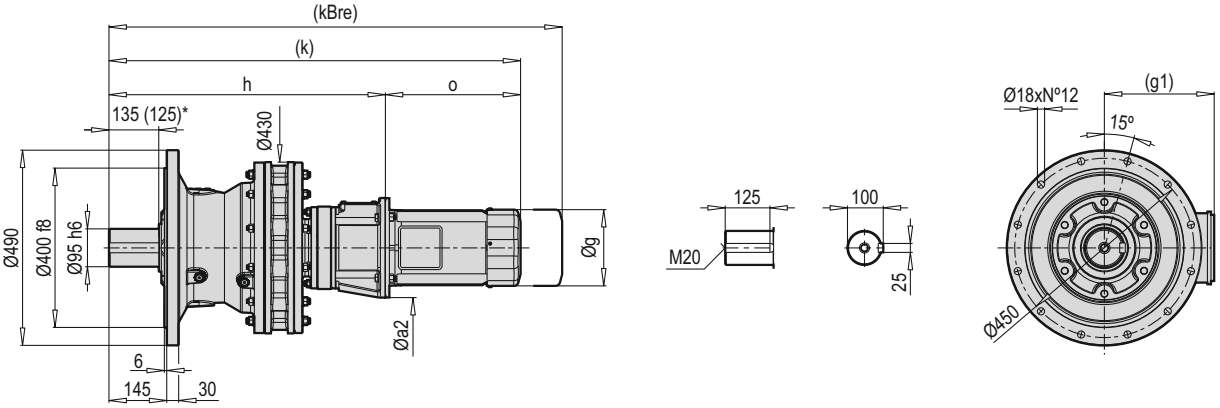

PCD 619-11 FCM

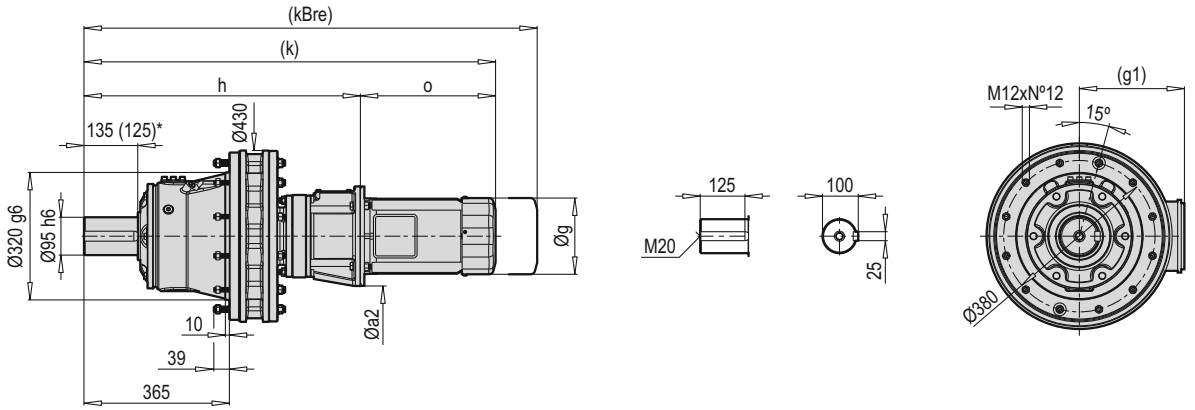

HCM VCM FCM	Øa2	g	g1	h	k	kBre	o
71	160	138	119	664	887	947	223
80	200	165	134.5	684	913	996.5	229
90	200	179	129	684	977	1045.5	293
100	250	199	154.5	694	1034	1117	340
112	250	219	158.5	694	1030	1117	336

(*) M4 pozisyonu için verilmiştir. / (*) Given for position M4. / (*) Angegeben für Position M4. / (*) Dato per la posizione M4. / (*) Donné pour position M4. / (*) Dado para la posición M4.

PCD 619-11 HX

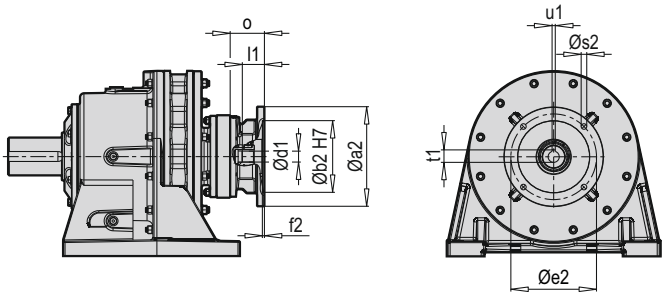

PCD 619-11 VX

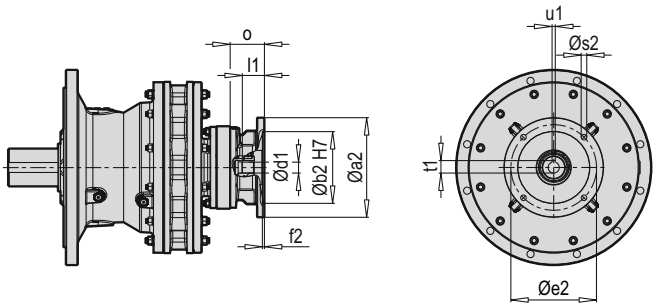

PCD 619-11 FX

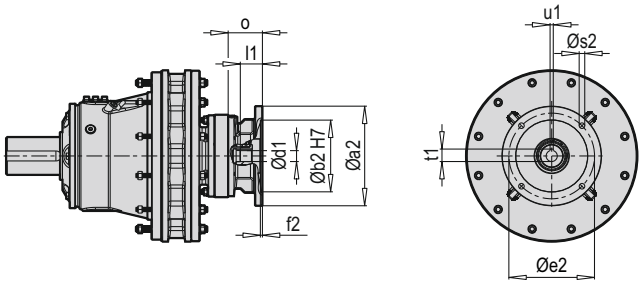

Tip / Type / Typ / Tipo / Type / Tipo	X B5	Øa2	Øb2	Øe2	f2	Øs2	Ød1	l1	t1	u1	o
PCD 619-11	71	160	110	130	4	M8	14	30	16.3	5	55
	80	200	130	165	4	11.5	19	34	21.8	6	59
	90	200	130	165	4	11.5	24	46	27.3	8	69
	100	250	180	215	5	14	28	55.5	31.3	8	85.5
	112	250	180	215	5	14	28	55.5	31.3	8	85.5

~ Kg			
PCD 619-11 X B5	H	V	F
71	243.5	228.5	198.5
80	246	231	201
90	246	231	201
100	254	239	209
112	254	239	209

Tip / Type / Typ / Tipo / Type / Tipo	X B14	Øa2	Øb2	Øe2	f2	Øs2	Ød1	l1	t1	u1	o
PCD 619-11	71	105	70	85	4	6.6	14	30	16.3	5	55
	80	120	80	100	4	6.6	19	34	21.8	6	59
	90	140	95	115	4	9	24	46	27.3	8	69
	100	160	110	130	5	9	28	55.5	31.3	8	85.5
	112	160	110	130	5	9	28	55.5	31.3	8	85.5

~ Kg			
PCD 619-11 X B14	H	V	F
71	243	228	198
80	245	230	200
90	245	230	200
100	253	238	208
112	253	238	208

PCD 619-11 HC

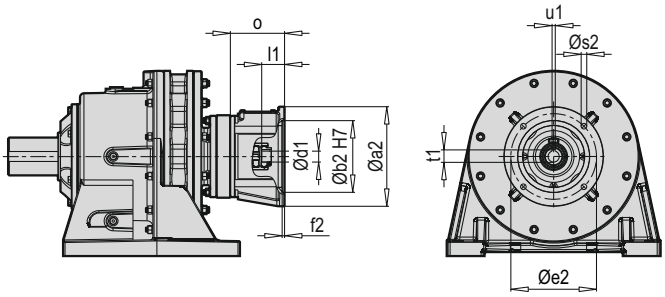

PCD 619-11 HW

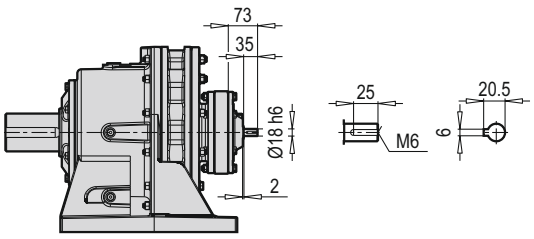

PCD 619-11 VC

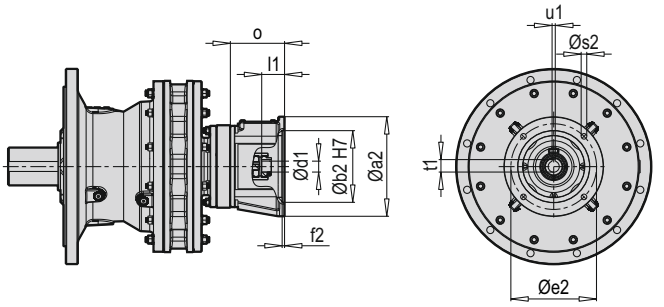

PCD 619-11 VW

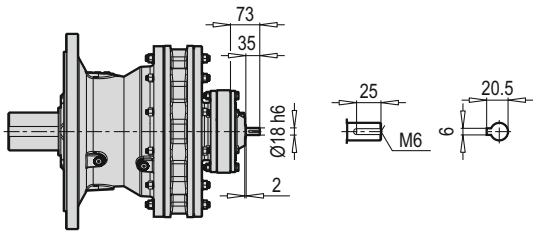

PCD 619-11 FC

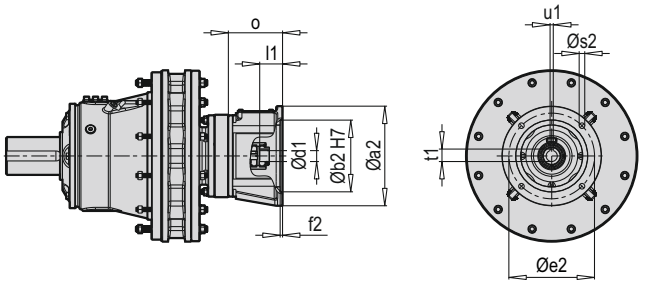

PCD 619-11 FW

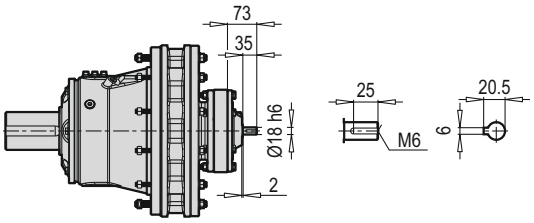

PCD 619-11 W	~ Kg H	V	F
	240	225	195

Tip / Type / Typ / Tipo / Type / Tipo	C B5	Øa2	Øb2	Øe2	f2	Øs2	Ød1	l1	t1	u1	o
PCD 619-11	71	159.5	110	130	4	10	14	30	16.3	5	95
	80	200	130	165	5	11	19	45	21.8	6	115
	90	200	130	165	5	11	24	50	27.3	8	115
	100	250	180	215	6	14	28	58.5	31.3	8	125
	112	250	180	215	6	14	28	58.5	31.3	8	125

PCD 619-11 C B5	~ Kg H	V	F
71	246.5	231.5	201.5
80	248	233	203
90	248	233	203
100	250	235	205
112	250	235	205

PCD 619-13 HXM

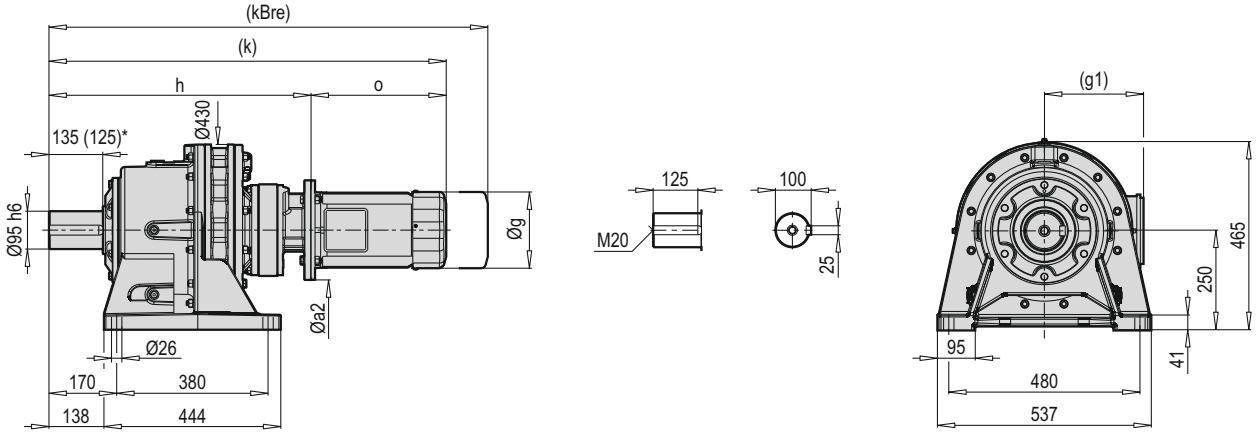

PCD 619-13 VXM

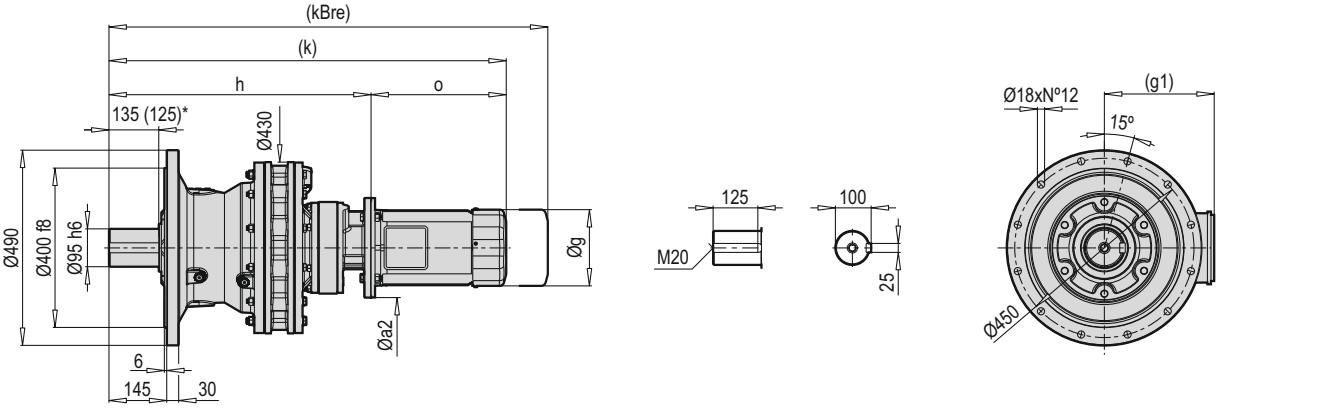

PCD 619-13 FXM

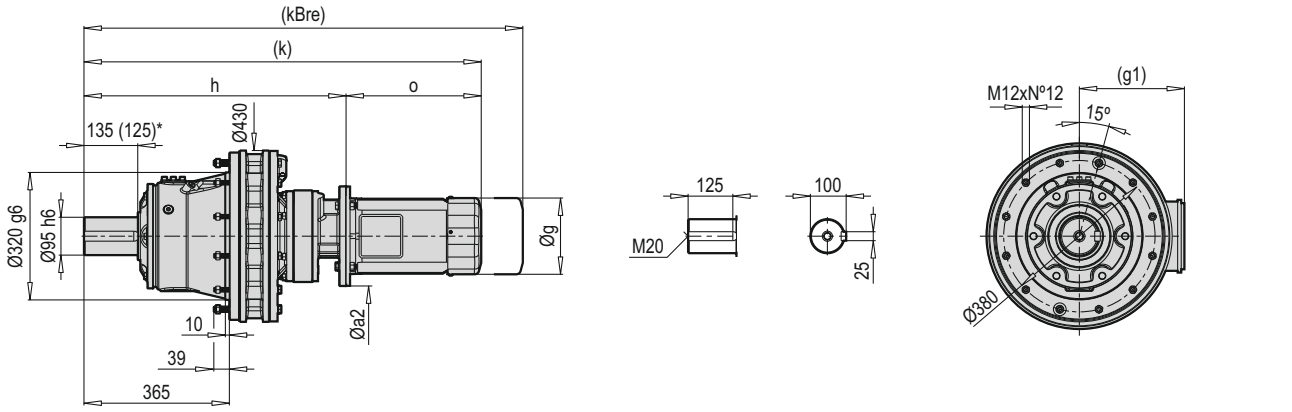

HXM VXM FXM	Øa2		g	g1	h		k		kBre		o	
	B5	B14			B5	B14	B5	B14	B5	B14	B5	B14
80	200	120	165	134.5	627.5	627.5	856.5	856.5	940	940	229	229
90	200	140	179	129	642.5	642.5	935.5	935.5	1004	1003	293	293
100	250	160	199	154.5	658	658	998	998	1081	1081	340	340
112	250	160	219	158.5	658	658	994	994	1081	1094.5	336	336
132	300	200	270	187	683.5	683.5	1062.5	1084	1203.5	1183.5	379	400.5

(*) M4 pozisyonu için verilmiştir. / (*) Given for position M4. / (*) Angegeben für Position M4. / (*) Dato per la posizione M4. / (*) Donné pour position M4. / (*) Dado para la posición M4.

PCD 619-13 HCM

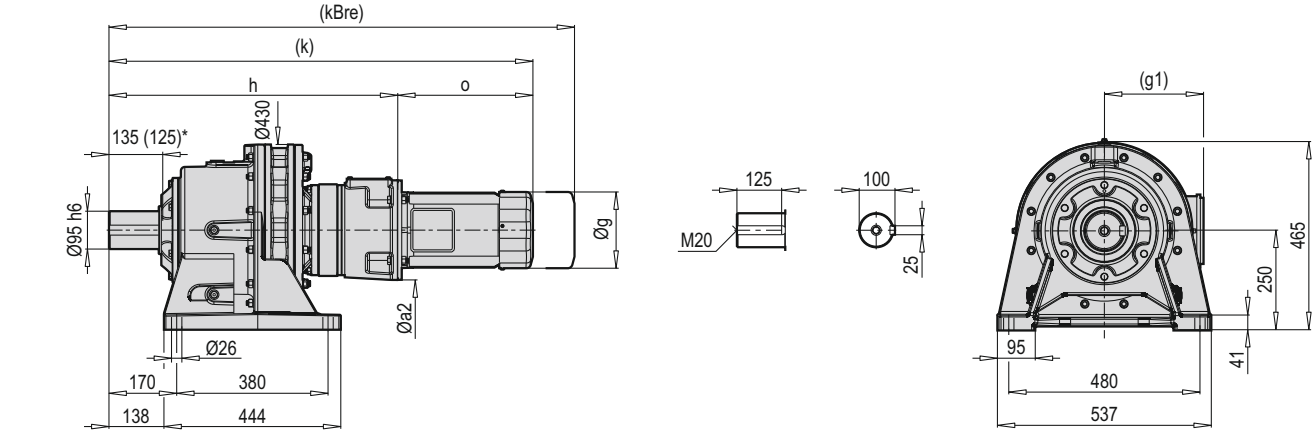

PCD 619-13 VCM

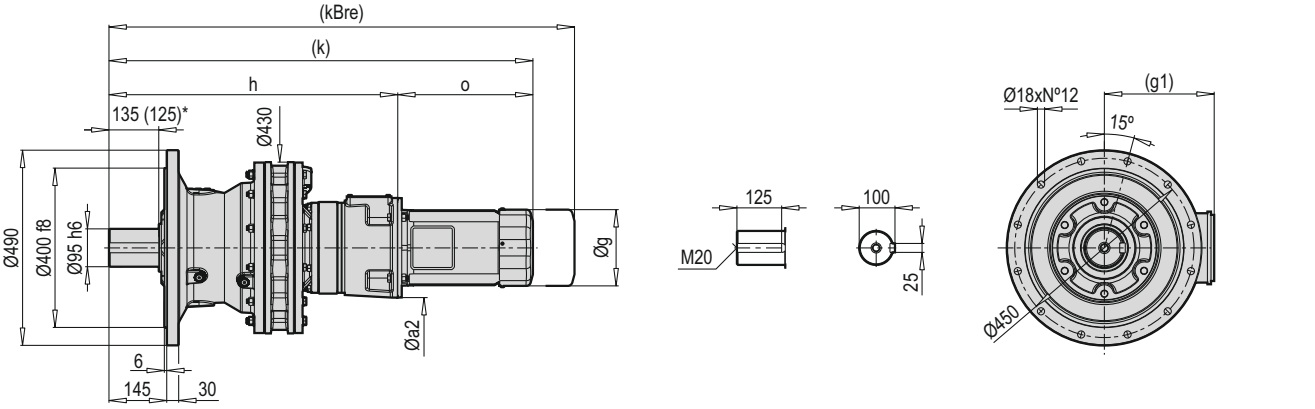

PCD 619-13 FCM

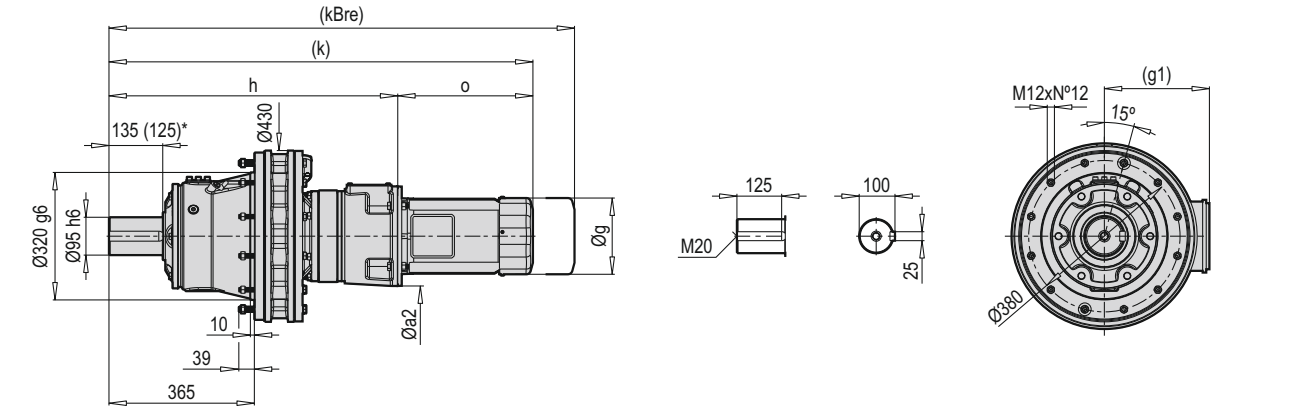

HCM VCM FCM	Øa2	g	g1	h	k	kBre	o
80	200	165	134.5	708	937	1020.5	229
90	200	179	129	708	1001	1069.5	293
100	250	199	154.5	725	1065	1148	340
112	250	219	158.5	725	1061	1148	336
132	300	270	187	745	1124	1265	379

(*) M4 pozisyonu için verilmiştir. / (*) Given for position M4. / (*) Angegeben für Position M4. / (*) Dato per la posizione M4. / (*) Donné pour position M4. / (*) Dado para la posición M4.

PCD 619-13 HX

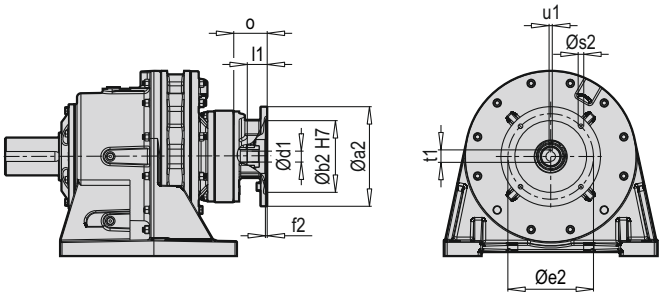

PCD 619-13 VX

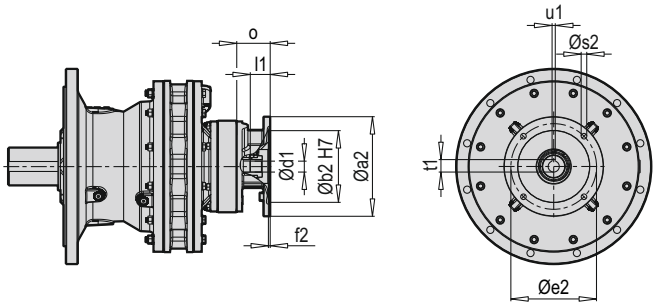

PCD 619-13 FX

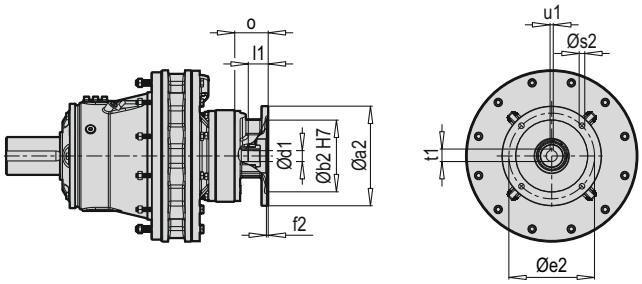

Tip / Type / Typ / Tipo / Type / Tipo	X B5	Øa2	Øb2	Øe2	f2	Øs2	Ød1	l1	t1	u1	o
PCD 619-13	80	200	130	165	5	M10	19	30	21.8	6	53.5
	90	200	130	165	4	11	24	40	27.3	8	68.5
	100	250	180	215	4.5	14	28	50	31.3	8	84
	112	250	180	215	4.5	14	28	50	31.3	8	84
	132	300	230	265	5	14	38	61	41.3	10	109.5

~ Kg			
PCD 619-13 X B5	H	V	F
80	253	238	208
90	253	238	208
100	256	241	211
112	256	241	211
132	261	246	216

Tip / Type / Typ / Tipo / Type / Tipo	X B14	Øa2	Øb2	Øe2	f2	Øs2	Ød1	l1	t1	u1	o
PCD 619-13	80	120	80	100	4	6.6	19	30	21.8	6	53.5
	90	140	95	115	4	9	24	40	27.3	8	68.5
	100	160	110	130	4.5	9	28	50	31.3	8	84
	112	160	110	130	4.5	9	28	50	31.3	8	84
	132	200	130	165	5	11	38	61	41.3	10	109.5

~ Kg			
PCD 619-13 X B14	H	V	F
80	252	237	207
90	252	237	207
100	255	240	210
112	255	240	210
132	260	245	215

PCD 619-13 HC

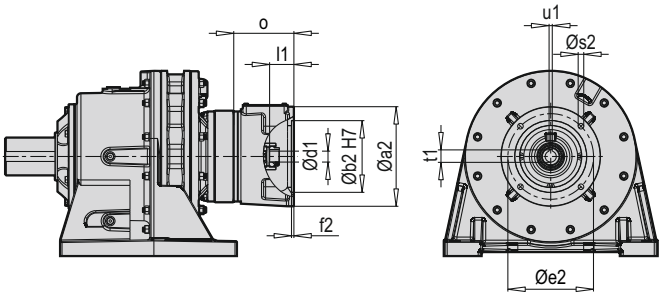

PCD 619-13 HW

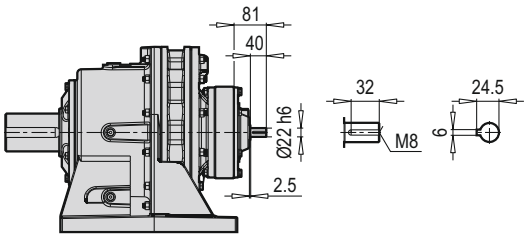

PCD 619-13 VC

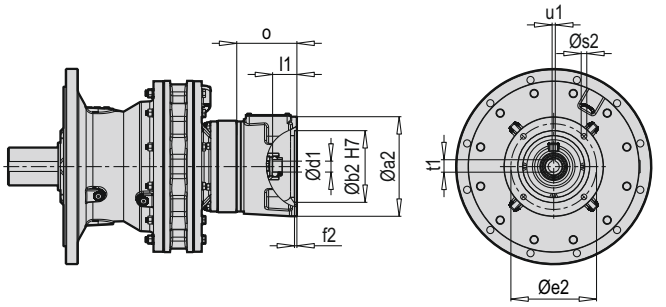

PCD 619-13 VW

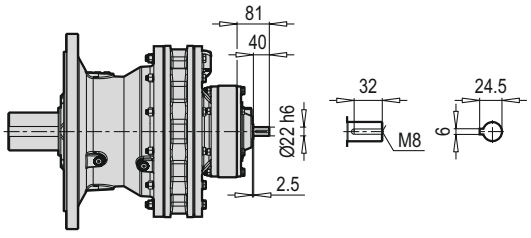

PCD 619-13 FC

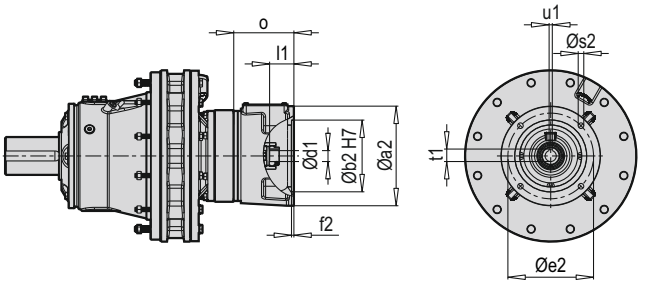

PCD 619-13 FW

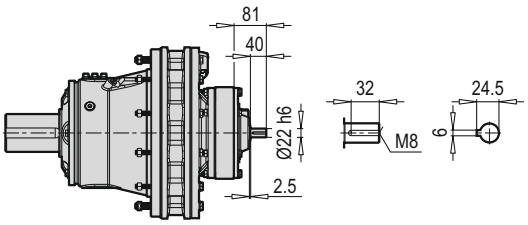

~ Kg			
PCD 619-13 W	H	V	F
	250	235	205

Tip / Type / Typ / Tipo / Type / Tipo	C B5	Øa2	Øb2	Øe2	f2	Øs2	Ød1	l1	t1	u1	o
PCD 619-13	80	200	130	165	5	11	19	45	21.8	6	124
	90	200	130	165	5	11	24	50	27.3	8	124
	100	250	180	215	6	14	28	62	31.3	8	141
	112	250	180	215	6	14	28	62	31.3	8	141
	132	300	230	265	6	14	38	82.5	41.3	10	161

~ Kg			
PCD 619-13 C B5	H	V	F
80	259	244	214
90	259	244	214
100	262	247	217
112	262	247	217
132	265	250	220

PCD 620-11 HXM

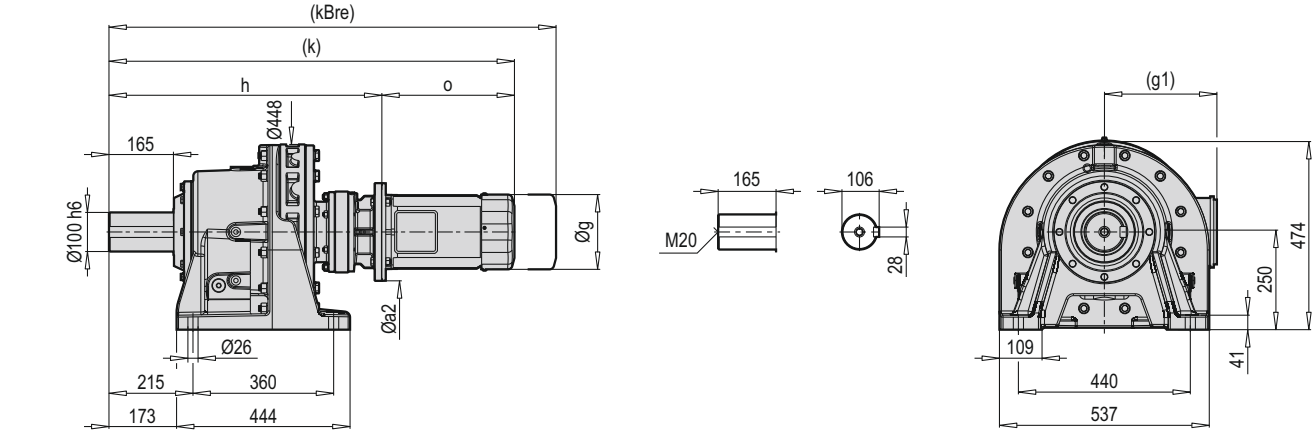

PCD 620-11 VXM

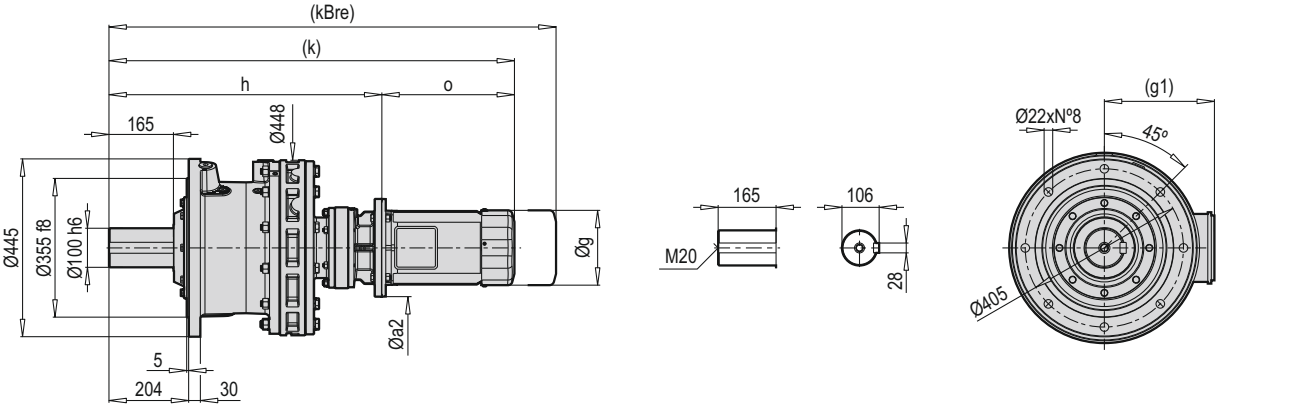

PCD 620-11 FXM

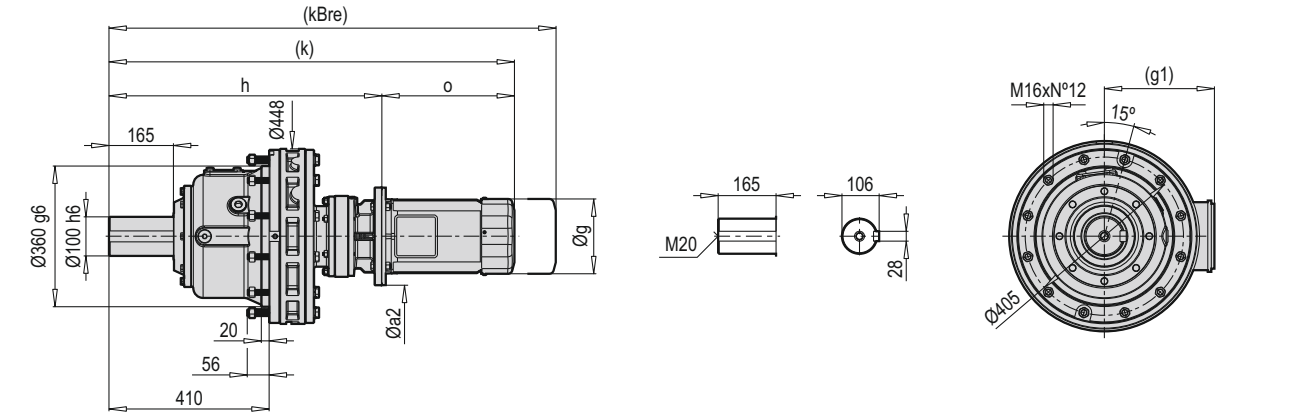

HXM VXM FXM	Øa2		g	g1	h		k		kBre		o	
	B5	B14			B5	B14	B5	B14	B5	B14	B5	B14
71	160	105	138	119	668	668	891	891	951	951	223	223
80	200	120	165	134.5	672	672	901	901	984.5	984.5	229	229
90	200	140	179	129	682	682	975	975	1013.5	1042.5	293	293
100	250	160	199	154.5	698.5	698.5	1038.5	1038.5	1121.5	1121.5	340	340
112	250	160	219	158.5	698.5	698.5	1034.5	1034.5	1121.5	1135	336	336

PCD 620-11 HCM

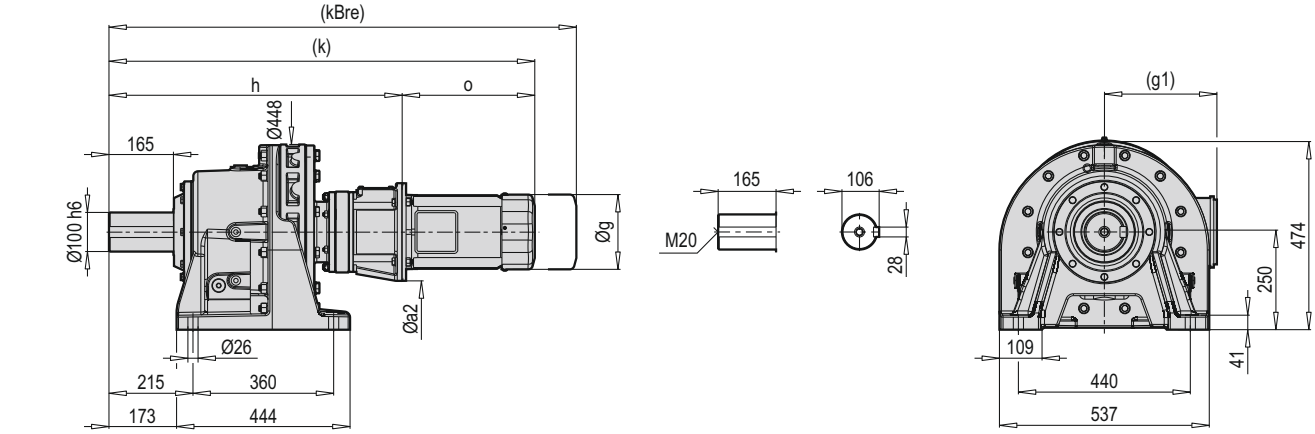

PCD 620-11 VCM

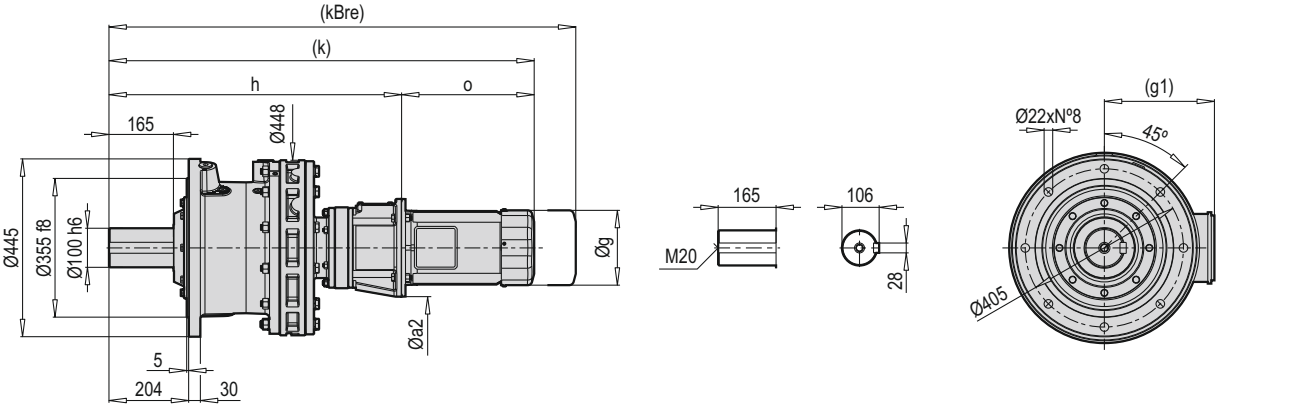

PCD 620-11 FCM

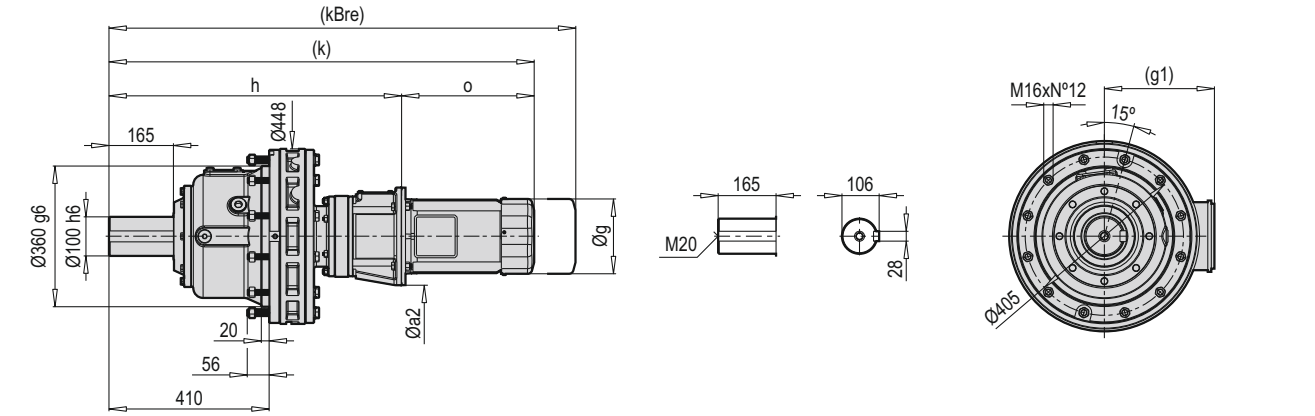

HCM VCM FCM	Øa2	g	g1	h	k	kBre	o
71	160	138	119	719	942	1002	223
80	200	165	134.5	739	968	1267.5	229
90	200	179	129	739	1032	1100.5	293
100	250	199	154.5	749	1089	1172	340
112	250	219	158.5	749	1085	1172	336

PCD 620-11 HX

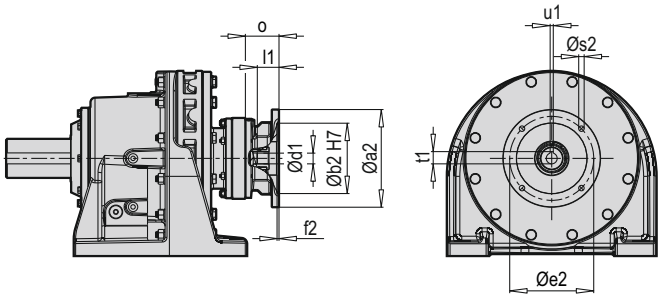

PCD 620-11 VX

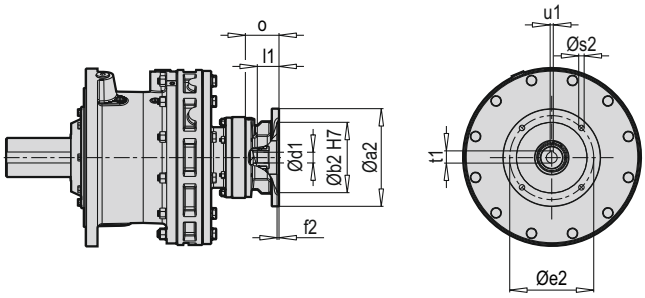

PCD 620-11 FX

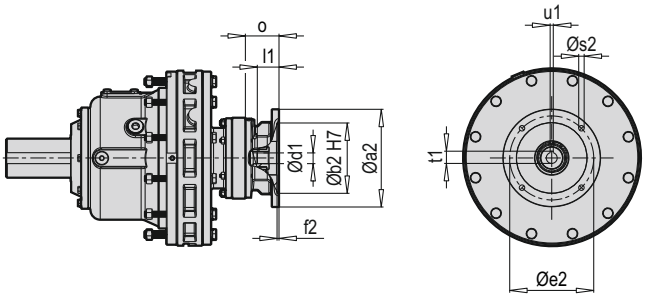

Tip / Type / Typ / Tipo / Type / Tipo	X B5	Øa2	Øb2	Øe2	f2	Øs2	Ød1	l1	t1	u1	o
PCD 620-11	71	160	110	130	4	M8	14	30	16.3	5	55
	80	200	130	165	4	11.5	19	34	21.8	6	59
	90	200	130	165	4	11.5	24	46	27.3	8	69
	100	250	180	215	5	14	28	55.5	31.3	8	85.5
	112	250	180	215	5	14	28	55.5	31.3	8	85.5

~ Kg			
PCD 620-11 X B5	H	V	F
71	263	251	236
80	266	254	239
90	276	254	239
100	276	264	249
112	276	264	249

Tip / Type / Typ / Tipo / Type / Tipo	X B14	Øa2	Øb2	Øe2	f2	Øs2	Ød1	l1	t1	u1	o
PCD 620-11	71	105	70	85	4	6.6	14	30	16.3	5	55
	80	120	80	100	4	6.6	19	34	21.8	6	59
	90	140	95	115	4	9	24	46	27.3	8	69
	100	160	110	130	5	9	28	55.5	31.3	8	85.5
	112	160	110	130	5	9	28	55.5	31.3	8	85.5

~ Kg			
PCD 620-11 X B14	H	V	F
71	262	250	235
80	265	253	238
90	265	253	238
100	275	263	248
112	275	263	248

PCD 620-11 HC

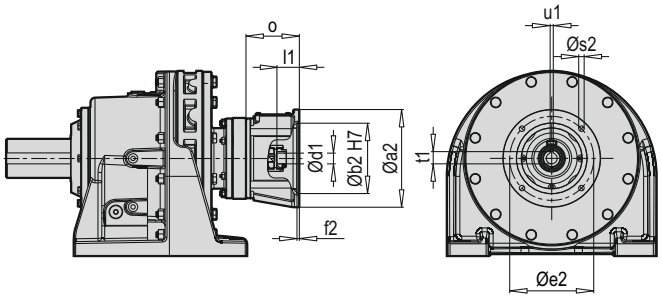

PCD 620-11 HW

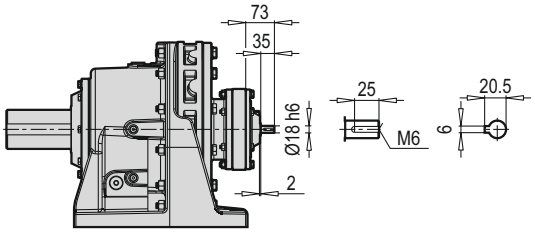

PCD 620-11 VC

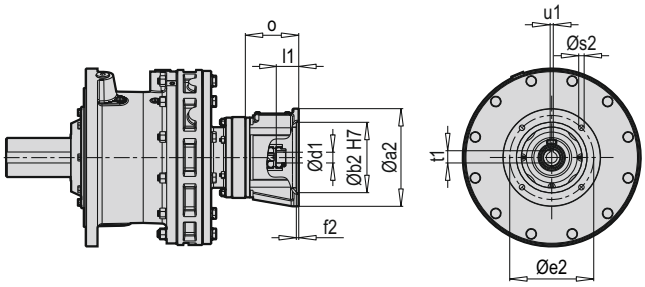

PCD 620-11 VW

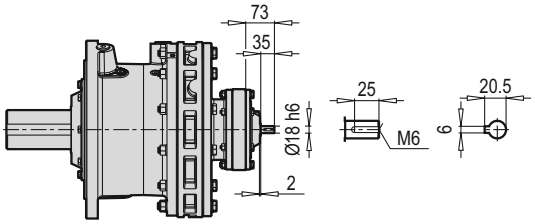

PCD 620-11 FC

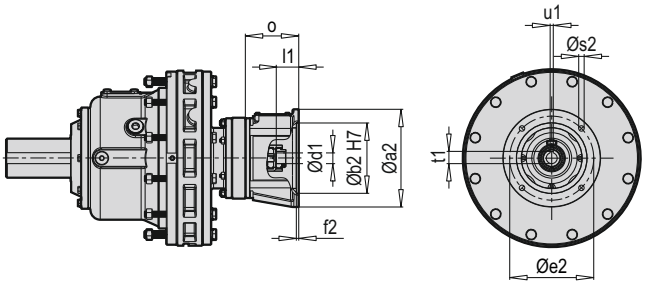

PCD 620-11 FW

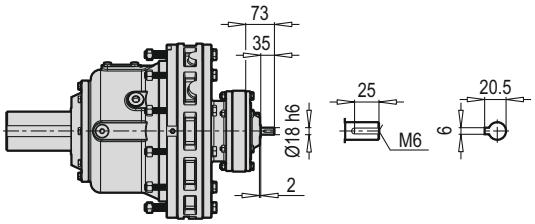

~ Kg			
PCD 620-11 W	H	V	F
	261	249	234

Tip / Type / Typ / Tipo / Type / Tipo	C B5	Øa2	Øb2	Øe2	f2	Øs2	Ød1	l1	t1	u1	o
PCD 620-11	71	159.5	110	130	4	10	14	30	16.3	5	95
	80	200	130	165	5	11	19	45	21.8	6	115
	90	200	130	165	5	11	24	50	27.3	8	115
	100	250	180	215	6	14	28	58.5	31.3	8	125
	112	250	180	215	6	14	28	58.5	31.3	8	125

~ Kg			
PCD 620-11 C B5	H	V	F
71	267.5	255.5	240.5
80	269	257	242
90	269	257	242
100	271	259	244
112	271	259	244

PCD 620-13 HXM

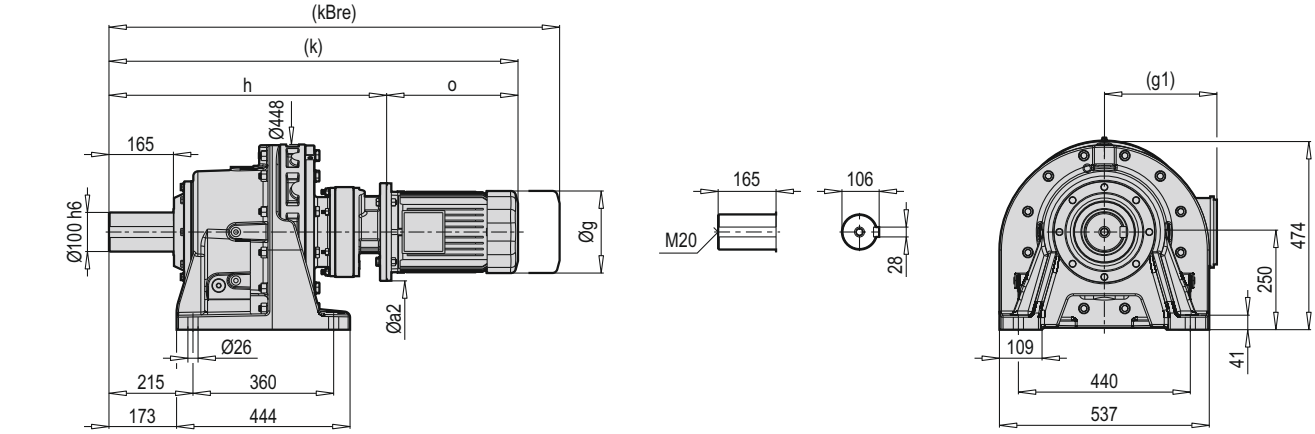

PCD 620-13 VXM

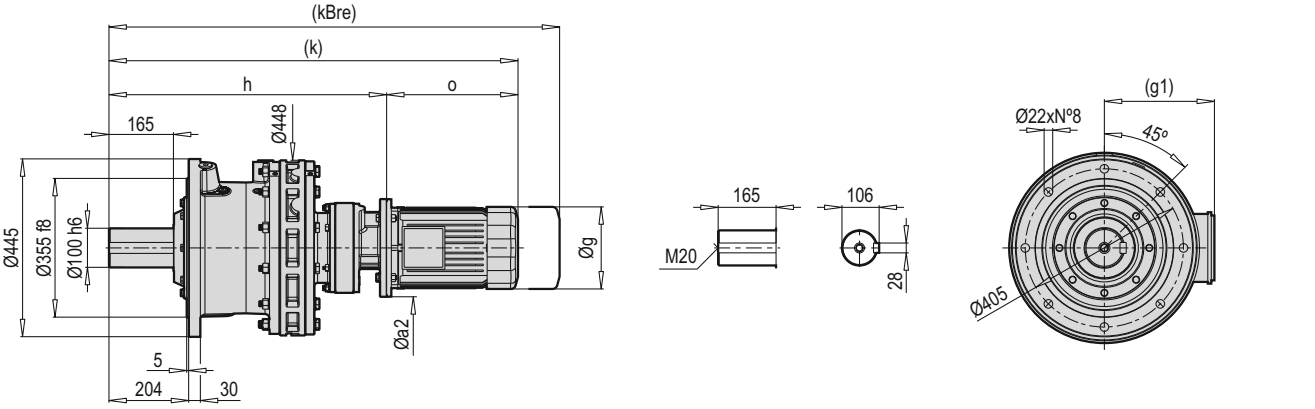

PCD 620-13 FXM

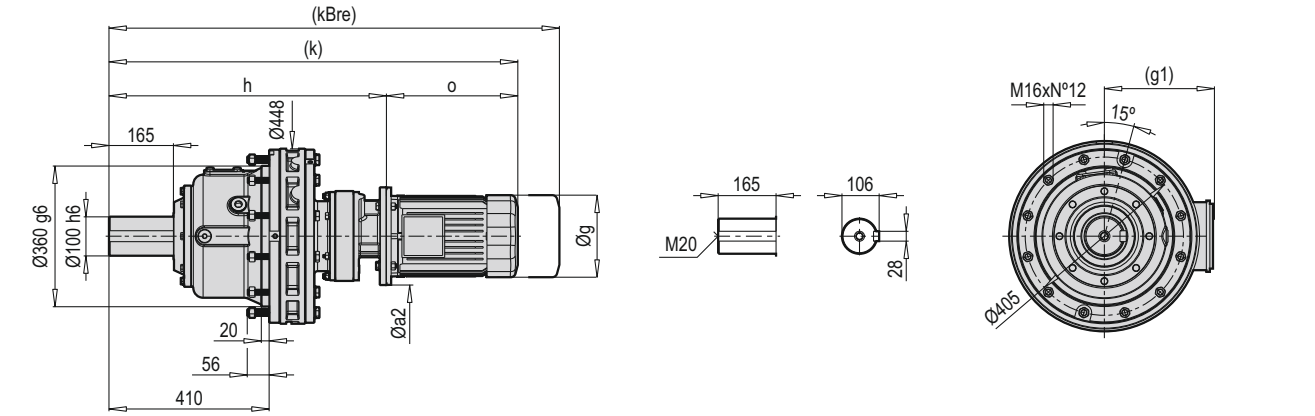

HXM VXM FXM	Øa2		g	g1	h		k		kBre		o	
	B5	B14			B5	B14	B5	B14	B5	B14	B5	B14
80	200	120	165	134.5	680	680	909	909	992.5	992.5	229	229
90	200	140	179	129	695	695	988	988	1056.5	1055.5	293	293
100	250	160	199	154.5	710.5	710.5	1050.5	1050.5	1133.5	1133.5	340	340
112	250	160	219	158.5	710.5	710.5	1046.5	1046.5	1133.5	1147	336	336
132	300	200	270	187	736	736	1115	1136.5	1256	1236	379	400.5

PCD 620-13 HCM

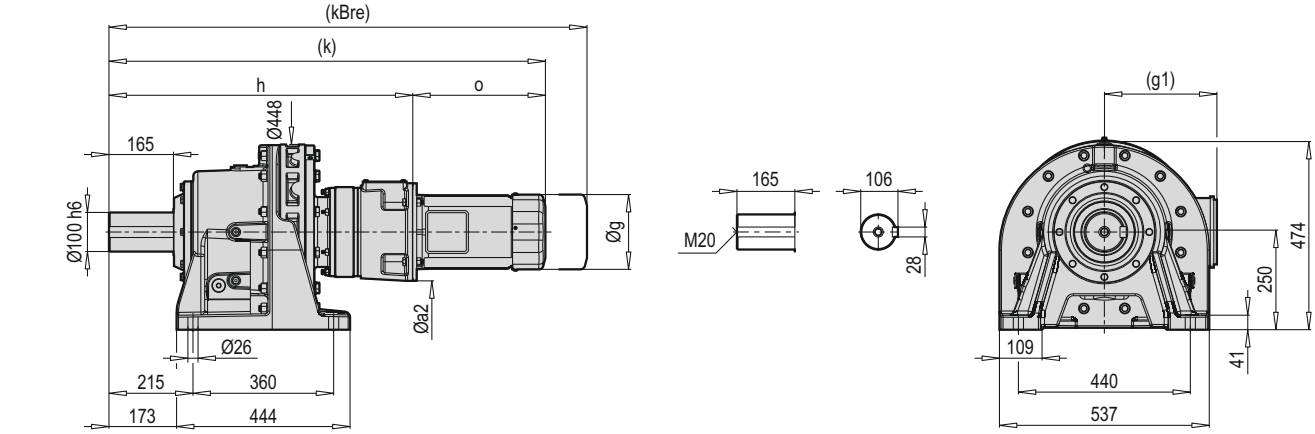

PCD 620-13 VCM

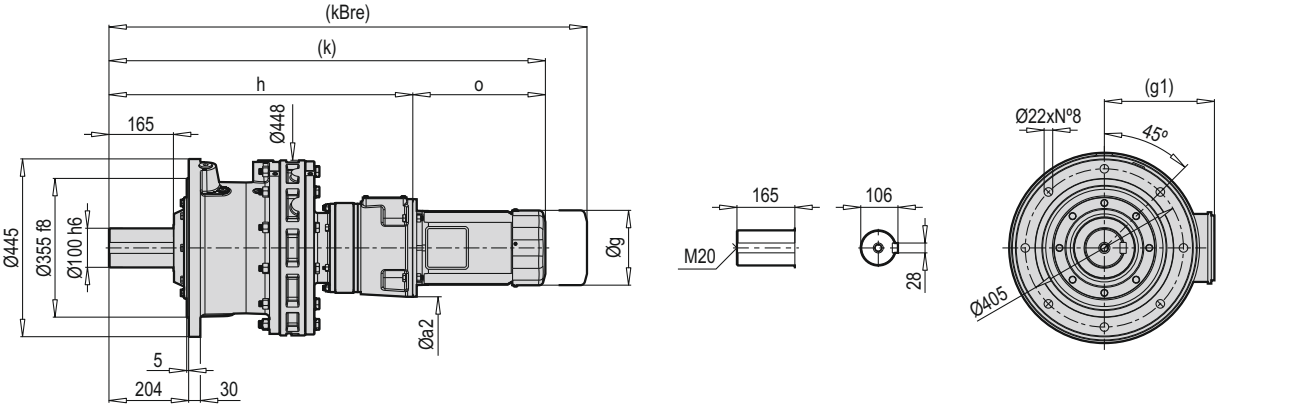

PCD 620-13 FCM

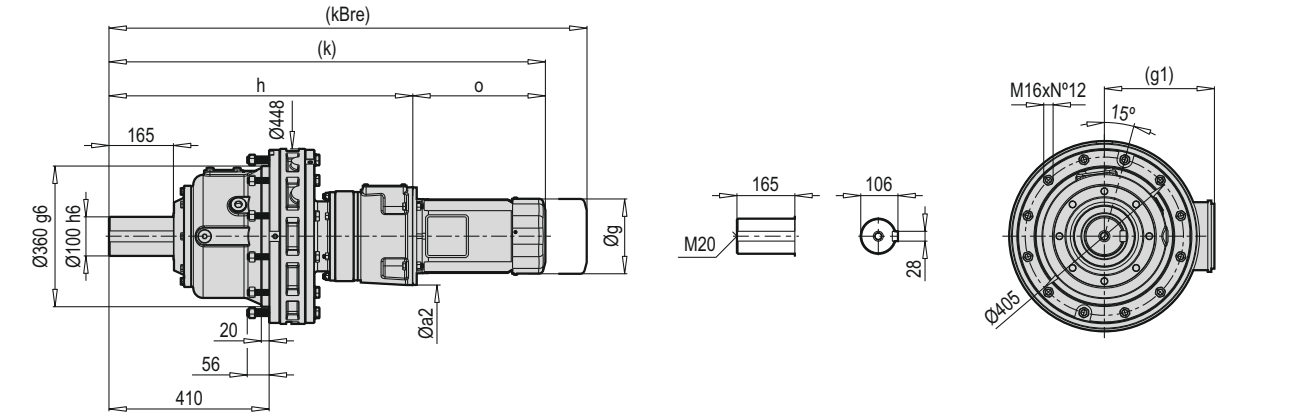

HCM VCM FCM	Øa2	g	g1	h	k	kBre	o
80	200	165	134.5	760.5	989.5	1073	229
90	200	179	129	760.5	1053.5	1122	293
100	250	199	154.5	777.5	1117.5	1200.5	340
112	250	219	158.5	777.5	1113.5	1200.5	336
132	300	270	187	797.5	1176.5	1317.5	379

PCD 620-13 HX

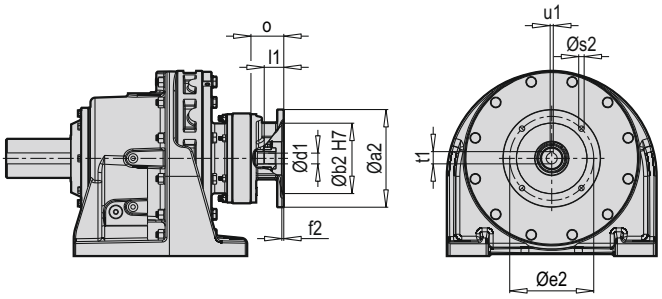

PCD 620-13 VX

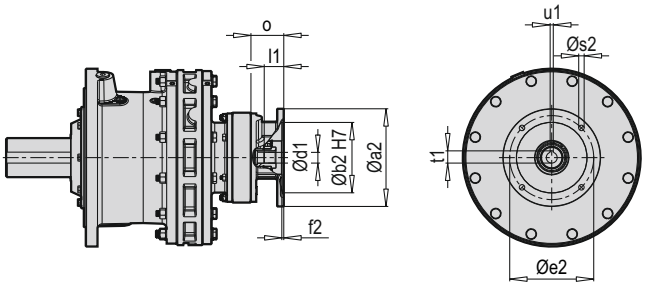

PCD 620-13 FX

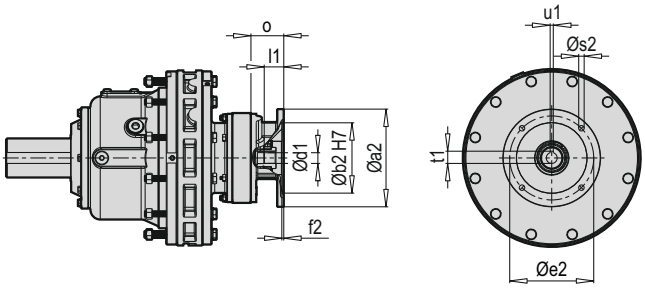

Tip / Type / Typ / Tipo / Type / Tipo	X B5	Øa2	Øb2	Øe2	f2	Øs2	Ød1	l1	t1	u1	o
PCD 620-13	80	200	130	165	5	M10	19	30	21.8	6	53.5
	90	200	130	165	4	11	24	40	27.3	8	68.5
	100	250	180	215	4.5	14	28	50	31.3	8	84
	112	250	180	215	4.5	14	28	50	31.3	8	84
	132	300	230	265	5	14	38	61	41.3	10	109.5

~ Kg			
PCD 620-13 X B5	H	V	F
80	276	264	249
90	276	264	249
100	278	266	251
112	278	266	251
132	283	271	256

Tip / Type / Typ / Tipo / Type / Tipo	X B14	Øa2	Øb2	Øe2	f2	Øs2	Ød1	l1	t1	u1	o
PCD 620-13	80	120	80	100	4	6.6	19	30	21.8	6	53.5
	90	140	95	115	4	9	24	40	27.3	8	68.5
	100	160	110	130	4.5	9	28	50	31.3	8	84
	112	160	110	130	4.5	9	28	50	31.3	8	84
	132	200	130	165	5	11	38	61	41.3	10	109.5

~ Kg			
PCD 620-13 X B14	H	V	F
80	275	263	248
90	275	263	248
100	277	265	250
112	277	265	250
132	282	270	255

PCD 620-13 HC

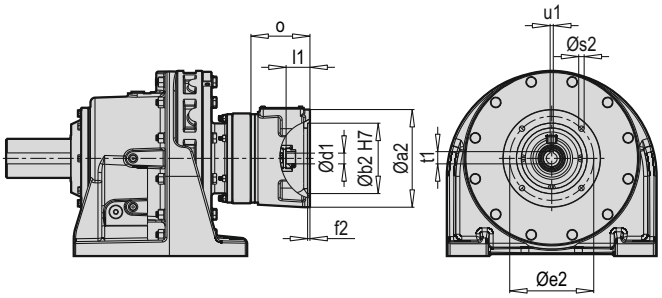

PCD 620-13 HW

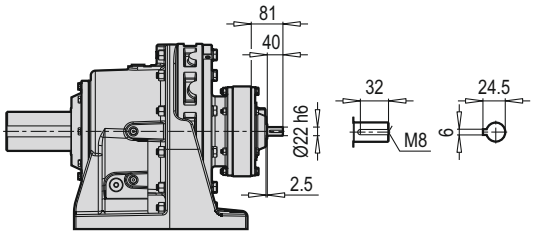

PCD 620-13 VC

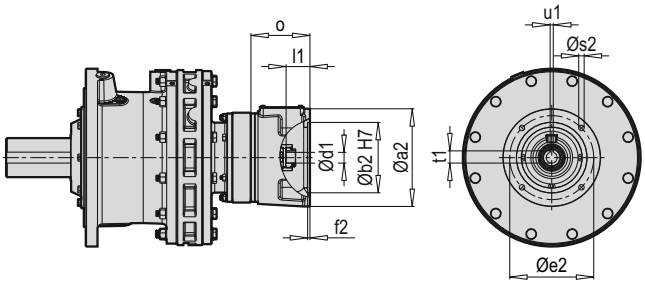

PCD 620-13 VW

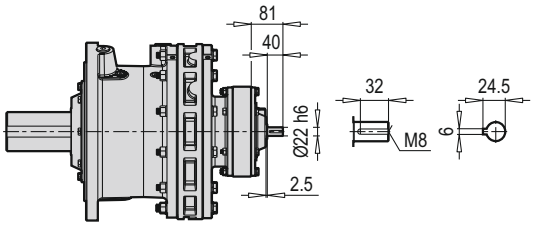

PCD 620-13 FC

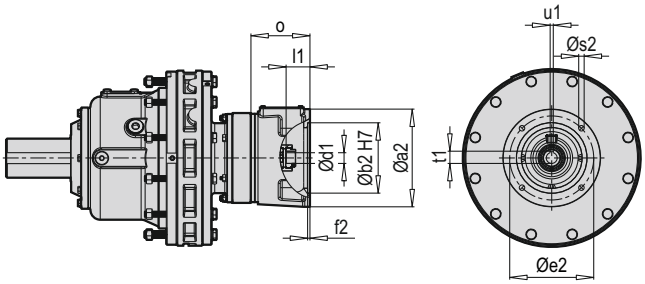

PCD 620-13 FW

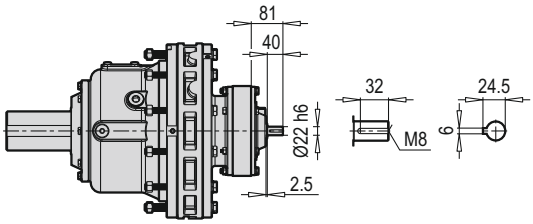

~ Kg			
PCD 620-13 W	H	V	F
	275	263	248

Tip / Type / Typ / Tipo / Type / Tipo	C B5	Øa2	Øb2	Øe2	f2	Øs2	Ød1	l1	t1	u1	o
PCD 620-13	80	200	130	165	5	11	19	45	21.8	6	124
	90	200	130	165	5	11	24	50	27.3	8	124
	100	250	180	215	6	14	28	62	31.3	8	141
	112	250	180	215	6	14	28	62	31.3	8	141
	132	300	230	265	6	14	38	82.5	41.3	10	161

~ Kg			
PCD 620-13 C B5	H	V	F
80	284	272	257
90	284	272	257
100	287	275	260
112	287	275	260
132	290	278	263

PCD 621-13 HXM

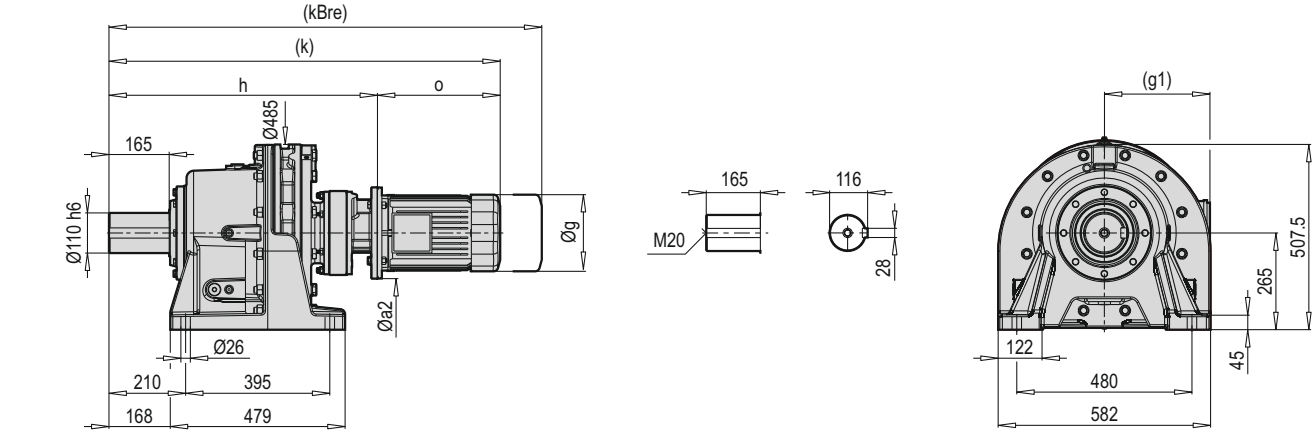

PCD 621-13 VXM

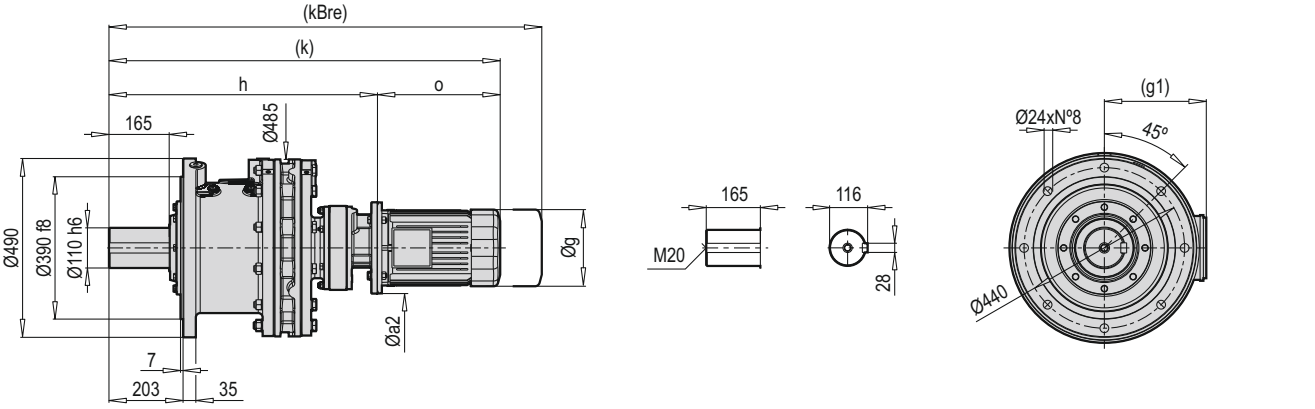

PCD 621-13 FXM

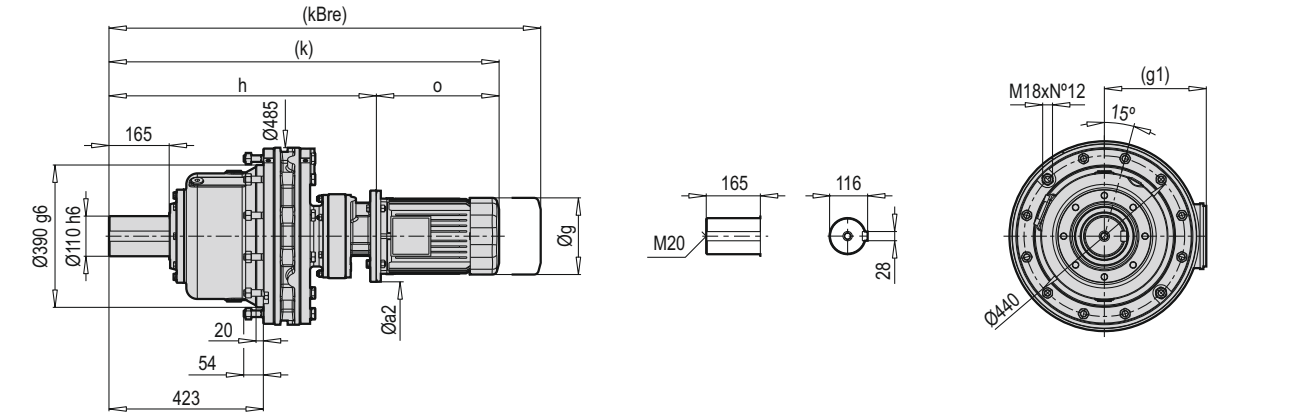

HXM VXM FXM	Øa2		g	g1	h		k		kBre		o	
	B5	B14			B5	B14	B5	B14	B5	B14	B5	B14
80	200	120	165	134.5	705	705	934	934	1017.5	1017.5	229	229
90	200	140	179	129	720	720	1013	1013	1081.5	1080.5	293	293
100	250	160	199	154.5	735.5	735.5	1075.5	1075.5	1158.5	1158.5	340	340
112	250	160	219	158.5	735.5	735.5	1071.5	1071.5	1158.5	1172	336	336
132	300	200	270	187	761	761	1140	1161.5	1281	1261	379	400.5

PCD 621-13 HCM

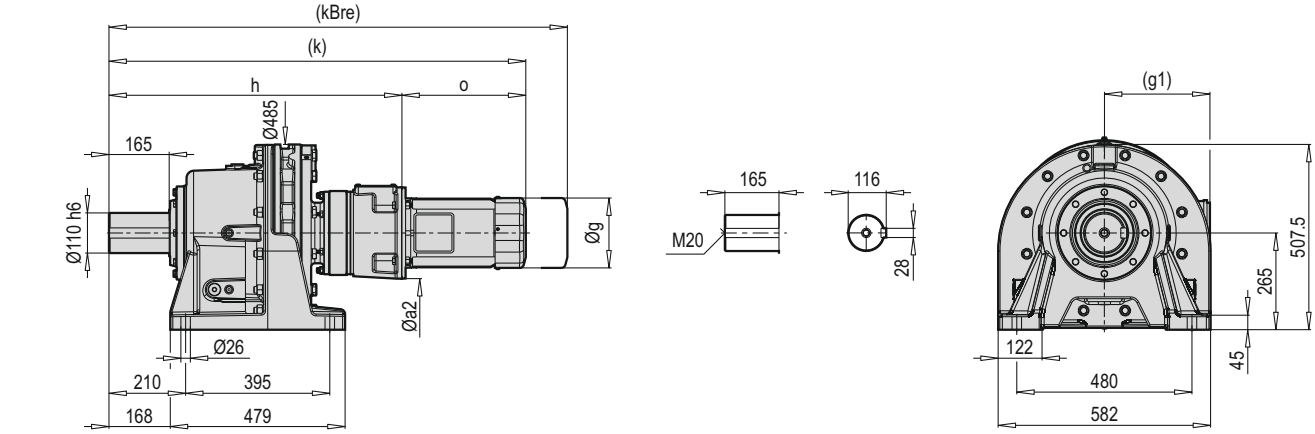

PCD 621-13 VCM

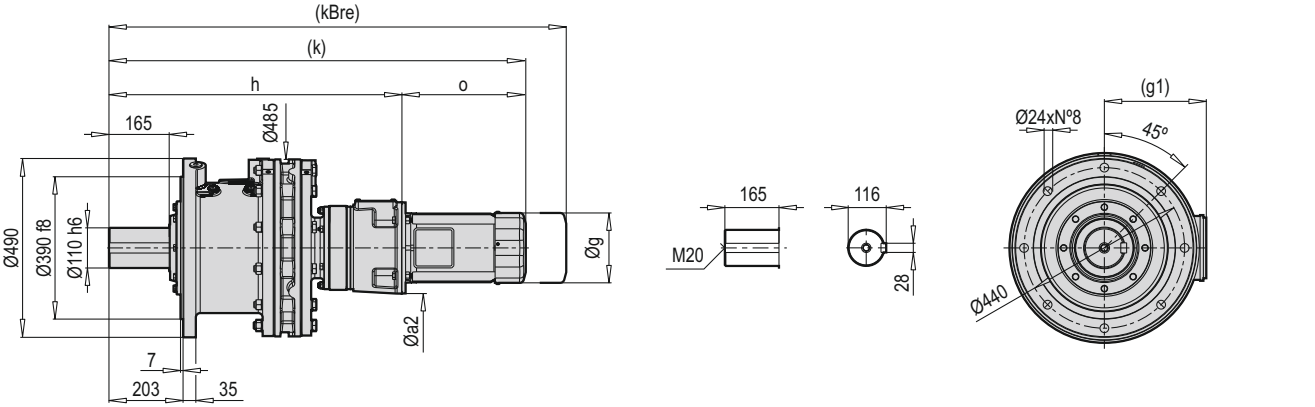

PCD 621-13 FCM

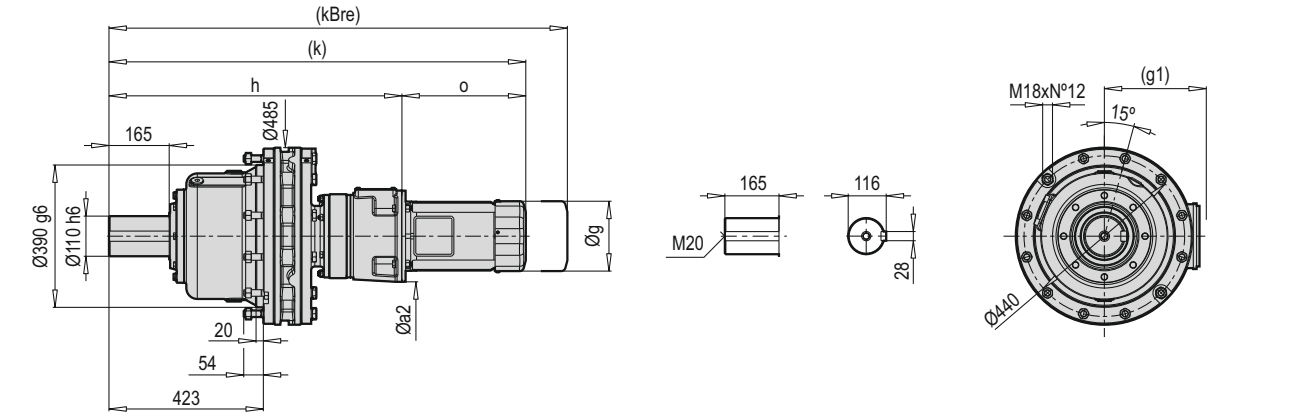

HCM VCM FCM	Øa2	g	g1	h	k	kBre	o
80	200	165	134.5	785.5	1014.5	1098.5	229
90	200	179	129	785.5	1078.5	1147	293
100	250	199	154.5	802.5	1142.5	1225.5	340
112	250	219	158.5	802.5	1138.5	1225.5	336
132	300	270	187	822.5	1201.5	1342.5	379

PCD 621-13 HX

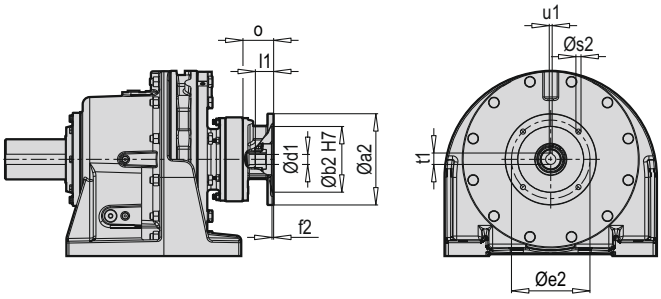

PCD 621-13 VX

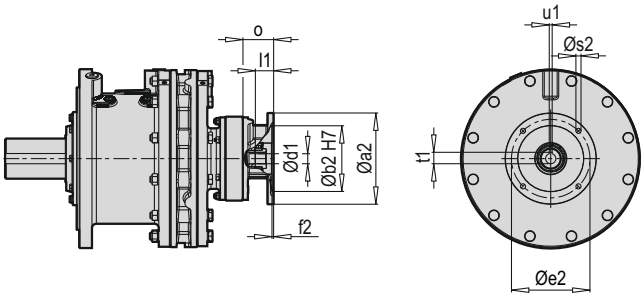

PCD 621-13 FX

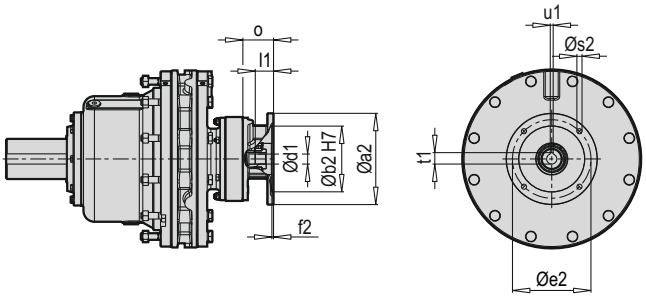

Tip / Type / Typ / Tipo / Type / Tipo	X B5	Øa2	Øb2	Øe2	f2	Øs2	Ød1	l1	t1	u1	o
PCD 621-13	80	200	130	165	5	M10	19	30	21.8	6	53.5
	90	200	130	165	4	11	24	40	27.3	8	68.5
	100	250	180	215	4.5	14	28	50	31.3	8	84
	112	250	180	215	4.5	14	28	50	31.3	8	84
	132	300	230	265	5	14	38	61	41.3	10	109.5

~ Kg			
PCD 621-13 X B5	H	V	F
80	357	335	316
90	357	335	316
100	359	337	318
112	359	337	318
132	364	342	323

Tip / Type / Typ / Tipo / Type / Tipo	X B14	Øa2	Øb2	Øe2	f2	Øs2	Ød1	l1	t1	u1	o
PCD 621-13	80	120	80	100	4	6.6	19	30	21.8	6	53.5
	90	140	95	115	4	9	24	40	27.3	8	68.5
	100	160	110	130	4.5	9	28	50	31.3	8	84
	112	160	110	130	4.5	9	28	50	31.3	8	84
	132	200	130	165	5	11	38	61	41.3	10	109.5

~ Kg			
PCD 621-13 X B14	H	V	F
80	356	334	315
90	356	334	315
100	358	336	317
112	358	336	317
132	363	341	322

PCD 621-13 HC

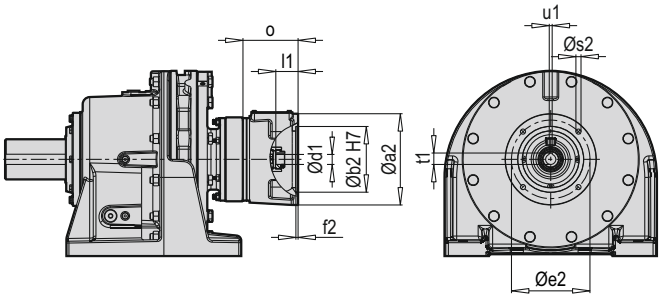

PCD 621-13 HW

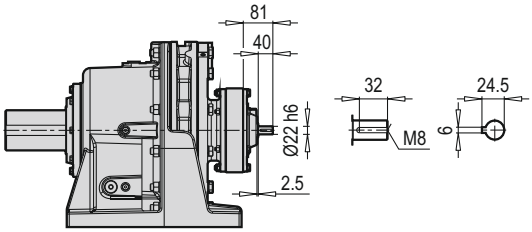

PCD 621-13 VC

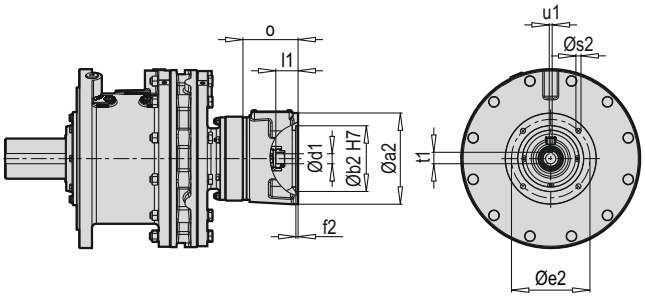

PCD 621-13 VW

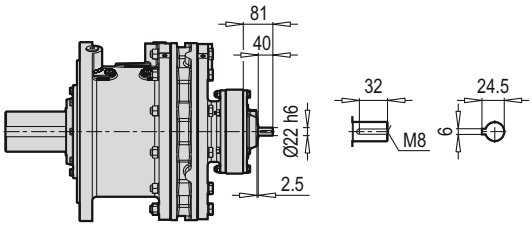

PCD 621-13 FC

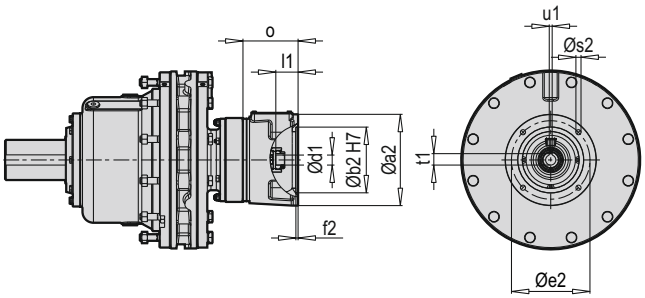

PCD 621-13 FW

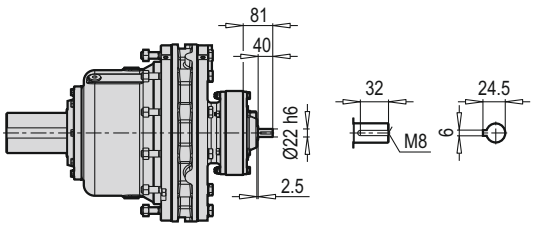

~ Kg			
PCD 621-13 W	H	V	F
	355	333	314

Tip / Type / Typ / Tipo / Type / Tipo	C B5	Øa2	Øb2	Øe2	f2	Øs2	Ød1	l1	t1	u1	o
PCD 621-13	80	200	130	165	5	11	19	45	21.8	6	124
	90	200	130	165	5	11	24	50	27.3	8	124
	100	250	180	215	6	14	28	62	31.3	8	141
	112	250	180	215	6	14	28	62	31.3	8	141
	132	300	230	265	6	14	38	82.5	41.3	10	161

~ Kg			
PCD 621-13 C B5	H	V	F
80	364	342	323
90	364	342	323
100	367	345	326
112	367	345	326
132	370	348	329

PCD 621-16 HXM

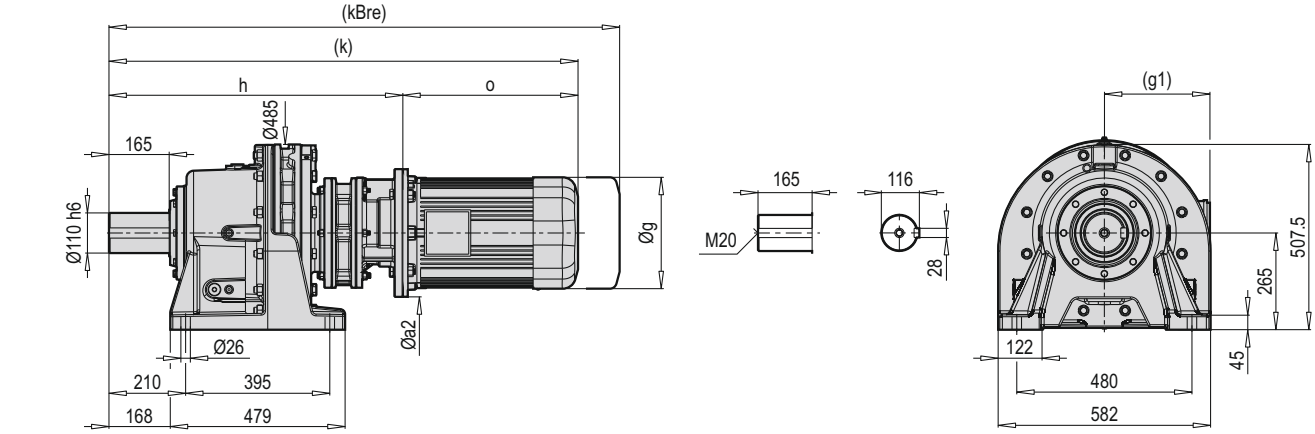

PCD 621-16 VXM

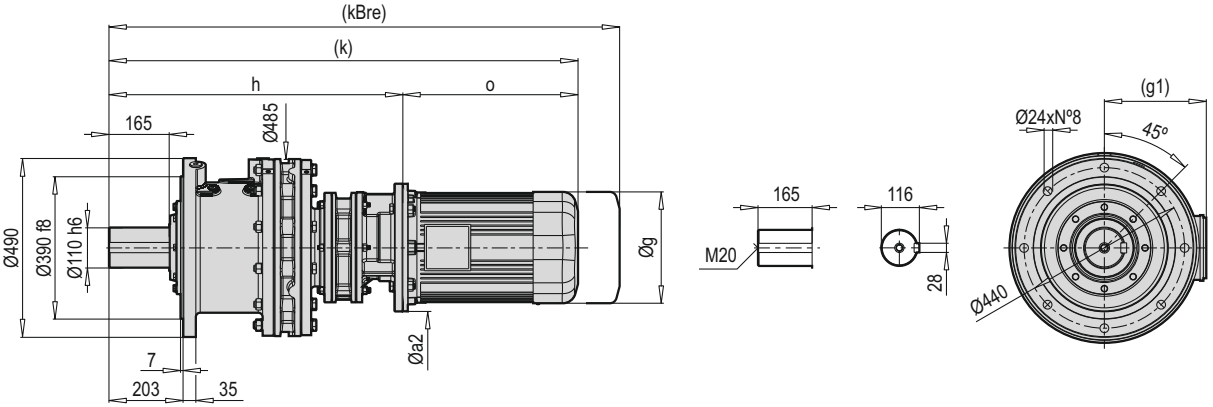

PCD 621-16 FXM

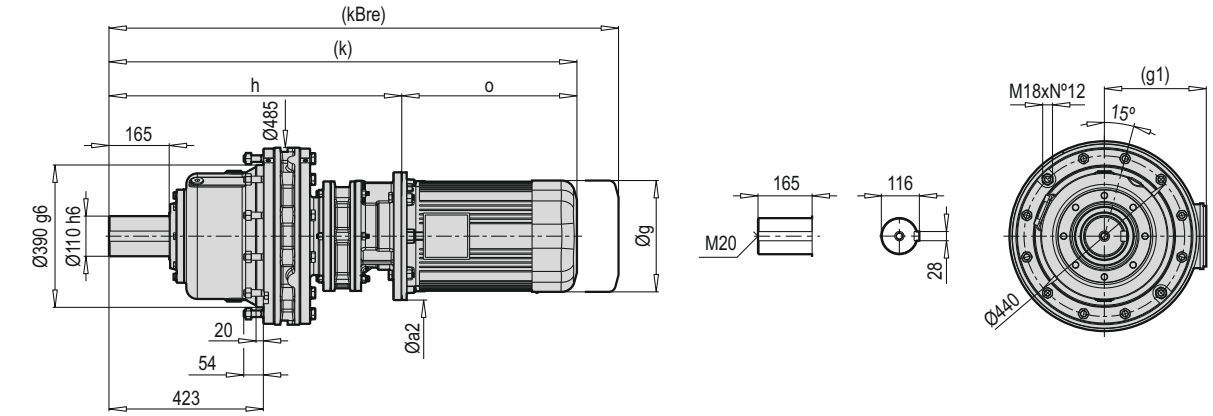

HXM VXM FXM	Øa2		g	g1	h		k		kBre		o	
	B5	B14			B5	B14	B5	B14	B5	B14	B5	B14
90	200	140	179	129	748	748	1041	1041	1109.5	1108.5	293	293
100	250	160	199	154.5	754	754	1094	1094	1177	1177	340	340
112	250	160	219	158.5	754	754	1090	1088	1177	1190.5	336	336
132	300	200	270	187	772	772	1151	1172.5	1292	1272	379	400.5
160	350	-	321	187	805	-	1285	-	1391	-	480	-

PCD 621-16 HCM

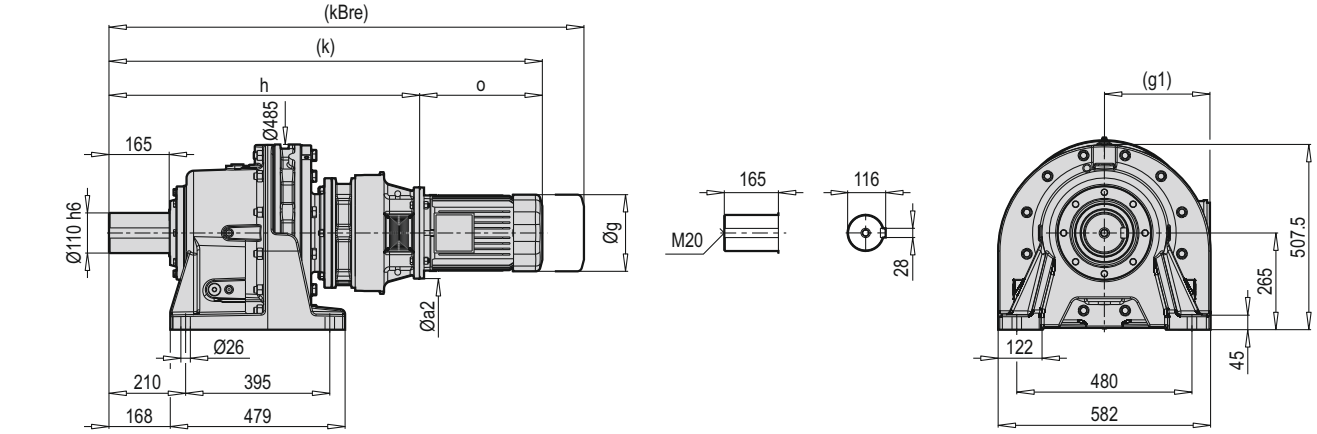

PCD 621-16 VCM

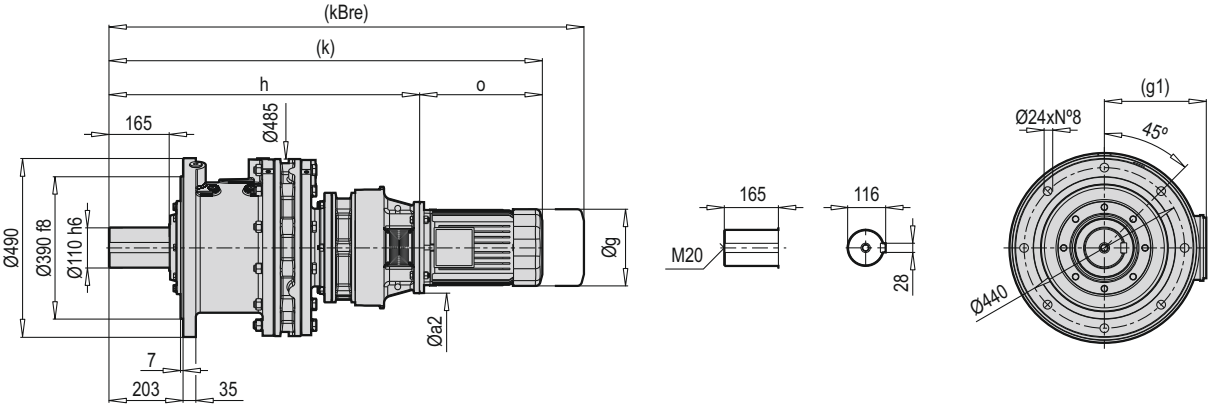

PCD 621-16 FCM

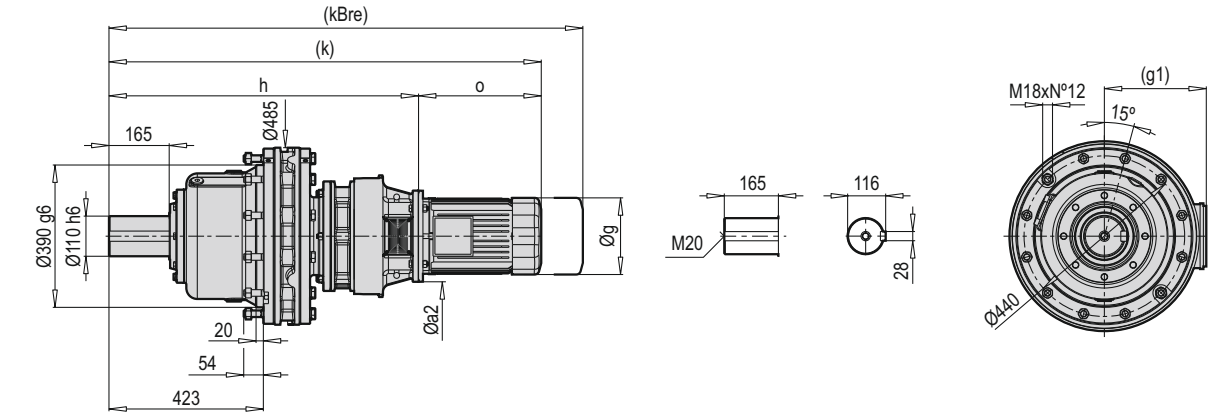

HCM VCM FCM	Øa2	g	g1	h	k	kBre	o
90	200	179	129	836	1129	1197.5	293
100	250	199	154.5	851	1191	1274	340
112	250	219	158.5	851	1187	1274	336
132	300	270	187	865	1244	1385	379
160	350	321	214	895	1375	1481	480

PCD 621-16 HX

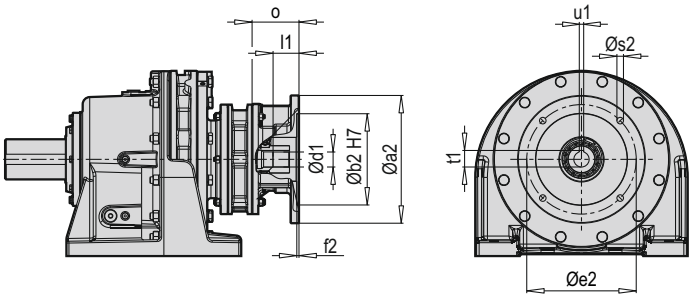

PCD 621-16 VX

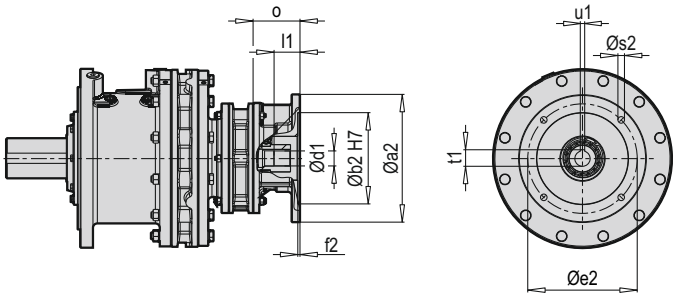

PCD 621-16 FX

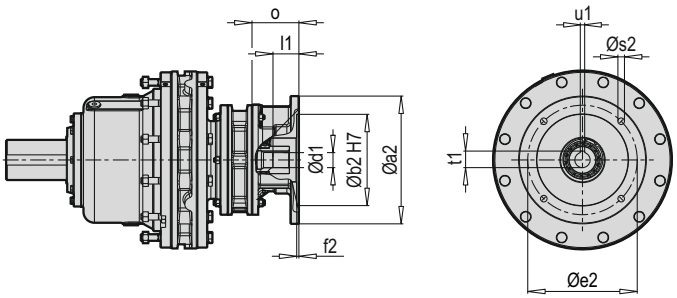

Tip / Type / Typ / Tipo / Type / Tipo	X B5	Øa2	Øb2	Øe2	f2	Øs2	Ød1	l1	t1	u1	o
PCD 621-16	90	200	130	165	4	11	24	43	27.3	8	71
	100	250	180	215	4.5	14	28	60	31.3	8	77
	112	250	180	215	4.5	14	28	60	31.3	8	77
	132	300	230	265	5	14	38	60	41.3	10	95
	160	350	250	300	6	18	42	71	45.3	12	128

~ Kg			
PCD 621-16 X B5	H	V	F
90	377	355	336
100	379	357	338
112	379	357	338
132	384	362	343
160	376	354	335

Tip / Type / Typ / Tipo / Type / Tipo	X B14	Øa2	Øb2	Øe2	f2	Øs2	Ød1	l1	t1	u1	o
PCD 621-16	90	140	95	115	4	9	24	43	27.3	8	71
	100	160	110	130	4.5	9	28	60	31.3	8	77
	112	160	110	130	4.5	9	28	60	31.3	8	77
	132	200	130	165	4.5	11	38	60	41.3	10	95

~ Kg			
PCD 621-16 X B14	H	V	F
90	376	354	335
100	378	356	337
112	378	356	337
132	383	361	342

PCD 621-16 HC

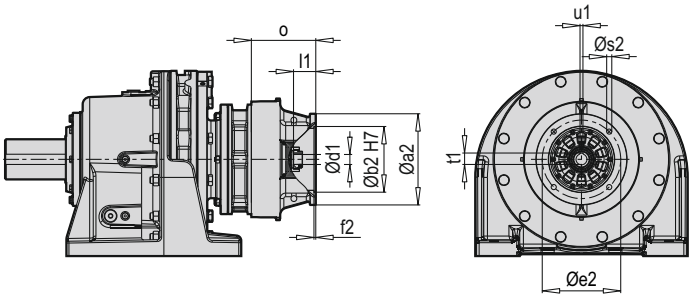

PCD 621-16 HW

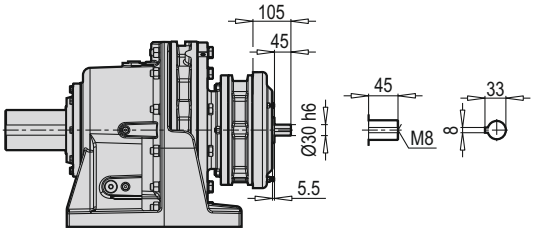

PCD 621-16 VC

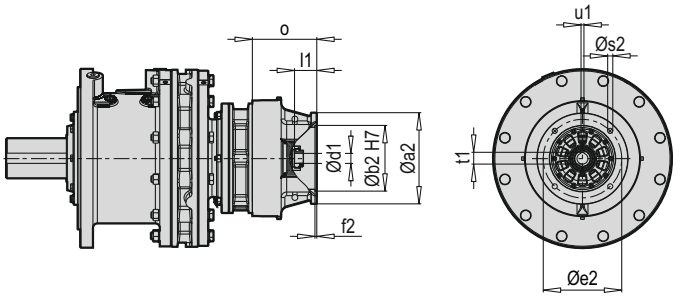

PCD 621-16 VW

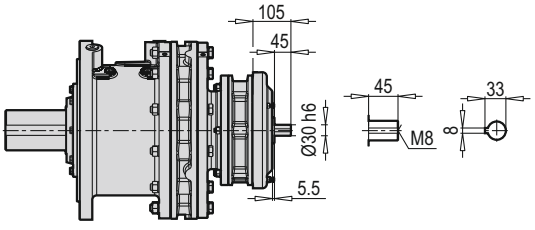

PCD 621-16 FC

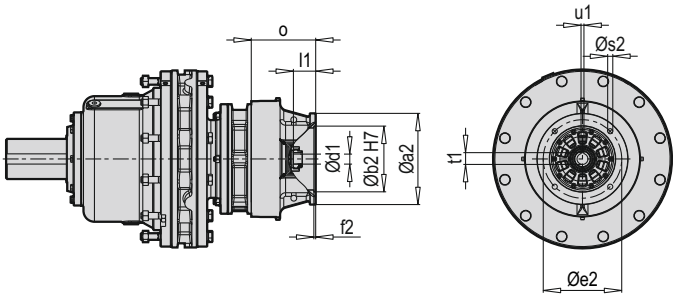

PCD 621-16 FW

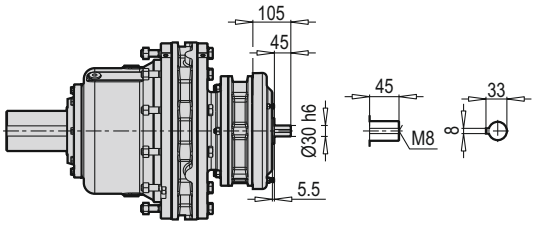

~ Kg			
PCD 621-16 W	H	V	F
	375	353	334

Tip / Type / Typ / Tipo / Type / Tipo	C B5	Øa2	Øb2	Øe2	f2	Øs2	Ød1	l1	t1	u1	o
PCD 621-16	90	200	130	165	4	11	24	50	27.3	8	145
	100	250	180	215	5	14	28	62	31.3	8	160
	112	250	180	215	5	14	28	62	31.3	8	160
	132	300	230	265	6	14	38	78	41.3	10	174
	160	350	250	300	7	19	42	85	45.3	12	204

~ Kg			
PCD 621-16 C B5	H	V	F
90	388	366	347
100	391	369	350
112	391	369	350
132	393	371	352
160	397	375	356

PCD 622-13 HXM

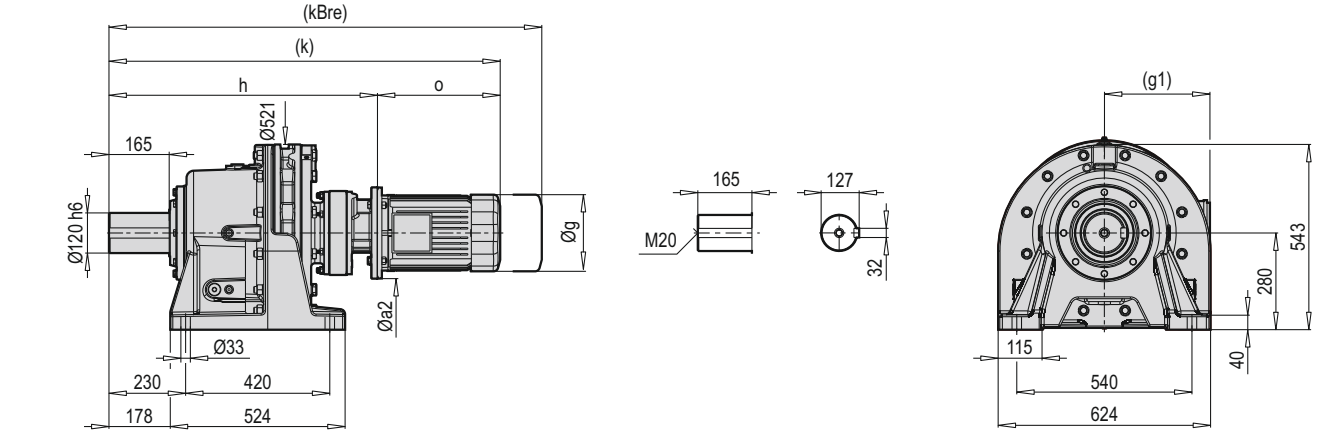

PCD 622-13 VXM

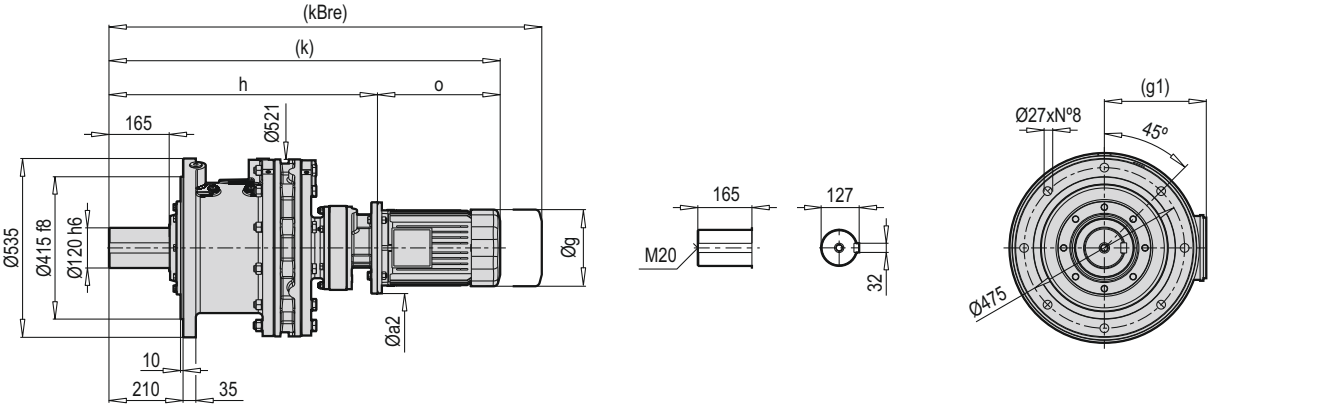

PCD 622-13 FXM

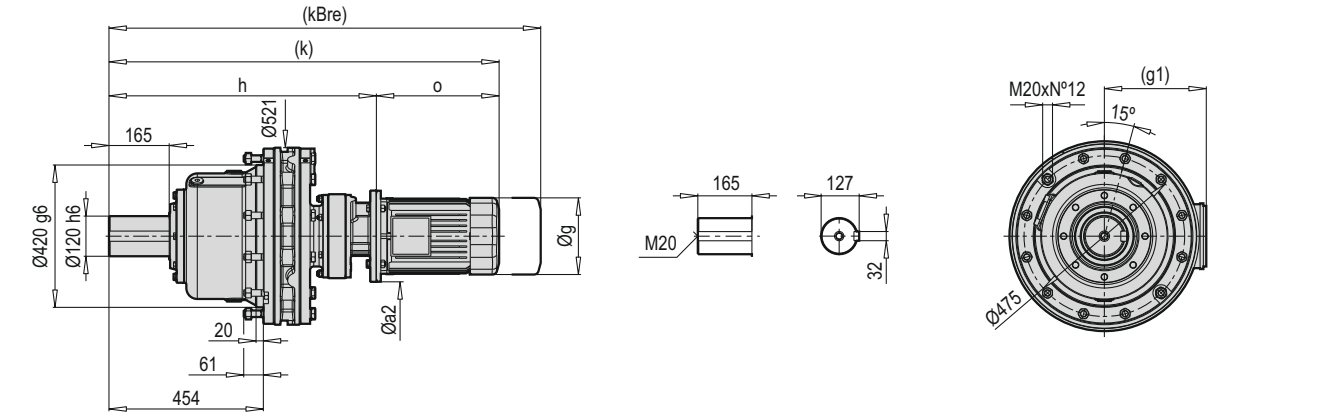

HXM VXM FXM	Øa2		g	g1	h		k		kBre		o	
	B5	B14			B5	B14	B5	B14	B5	B14	B5	B14
80	200	120	165	134.5	746.5	746.5	975.5	975.5	1059	1059	229	229
90	200	140	179	129	761.5	761.5	1054.5	1054.5	1123	1122	293	293
100	250	160	199	154.5	777	777	1117	1117	1200	1200	340	340
112	250	160	219	158.5	777	777	1113	1113	1200	1213.5	336	336
132	300	200	270	187	802.5	802.5	1181.5	1203	1322.5	1302.5	379	400.5

PCD 622-13 HCM

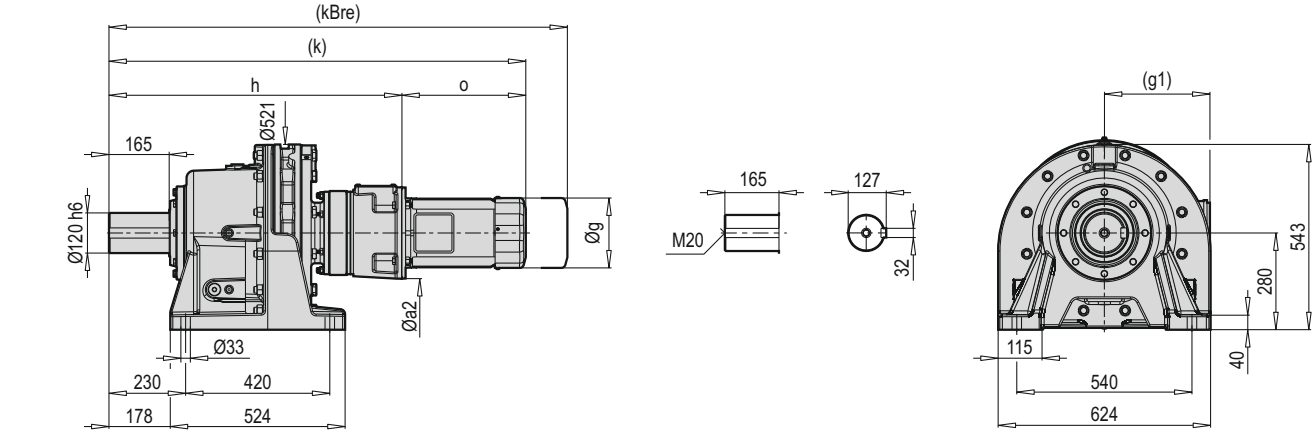

PCD 622-13 VCM

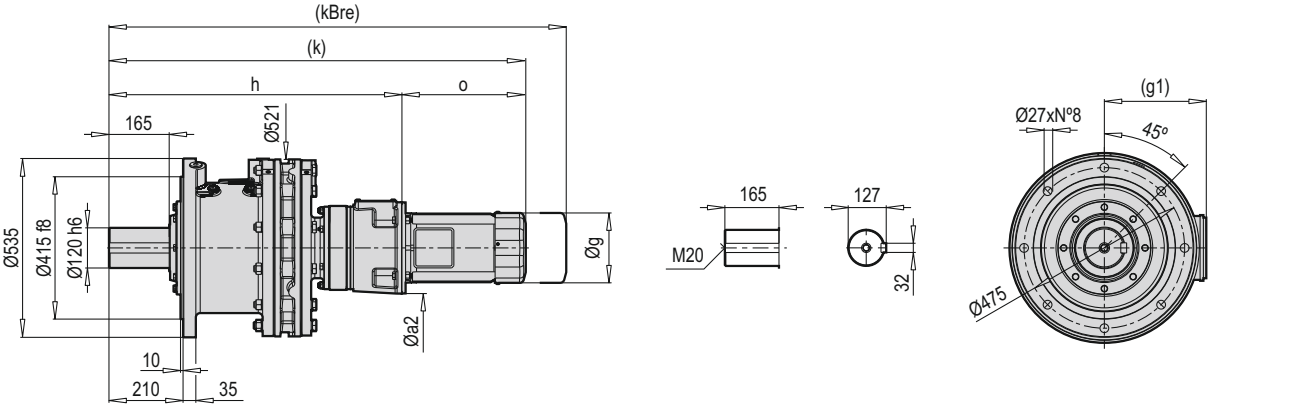

PCD 622-13 FCM

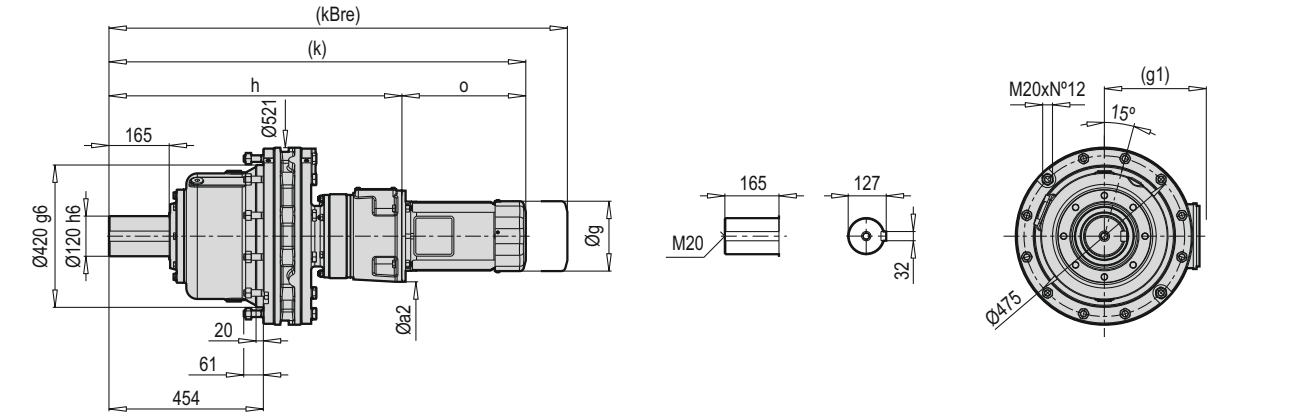

HCM VCM FCM	Øa2	g	g1	h	k	kBre	o
80	200	165	134.5	827	1056	1139.5	229
90	200	179	129	827	1120	1188.5	293
100	250	199	154.5	844	1184	1267	340
112	250	219	158.5	844	1180	1267	336
132	300	270	187	864	1243	1384	379

PCD 622-13 HX

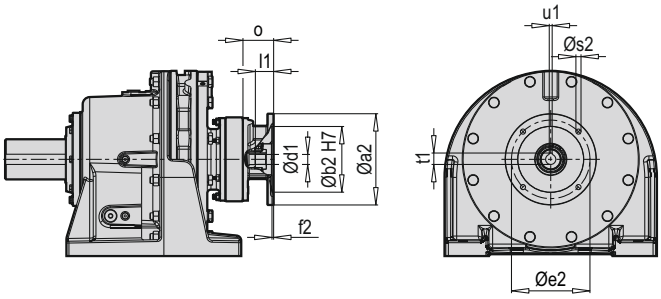

PCD 622-13 VX

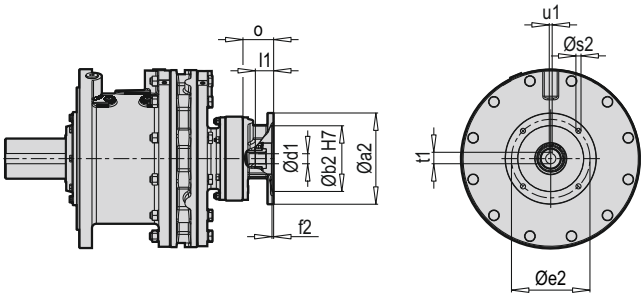

PCD 622-13 FX

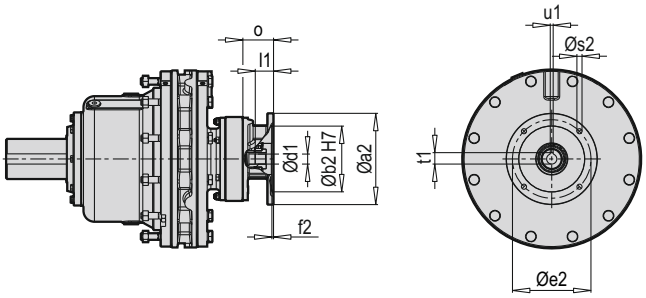

Tip / Type / Typ / Tipo / Type / Tipo	X B5	Øa2	Øb2	Øe2	f2	Øs2	Ød1	l1	t1	u1	o
PCD 622-13	80	200	130	165	5	M10	19	30	21.8	6	53.5
	90	200	130	165	4	11	24	40	27.3	8	68.5
	100	250	180	215	4.5	14	28	50	31.3	8	84
	112	250	180	215	4.5	14	28	50	31.3	8	84
	132	300	230	265	5	14	38	61	41.3	10	109.5

~ Kg			
PCD 622-13 X B5	H	V	F
80	432	419	389
90	432	419	389
100	434	421	391
112	434	421	391
132	439	426	396

Tip / Type / Typ / Tipo / Type / Tipo	X B14	Øa2	Øb2	Øe2	f2	Øs2	Ød1	l1	t1	u1	o
PCD 622-13	80	120	80	100	4	6.6	19	30	21.8	6	53.5
	90	140	95	115	4	9	24	40	27.3	8	68.5
	100	160	110	130	4.5	9	28	50	31.3	8	84
	112	160	110	130	4.5	9	28	50	31.3	8	84
	132	200	130	165	5	11	38	61	41.3	10	109.5

~ Kg			
PCD 622-13 X B14	H	V	F
80	431	418	388
90	431	418	388
100	433	420	390
112	433	420	390
132	438	425	395

PCD 622-13 HC

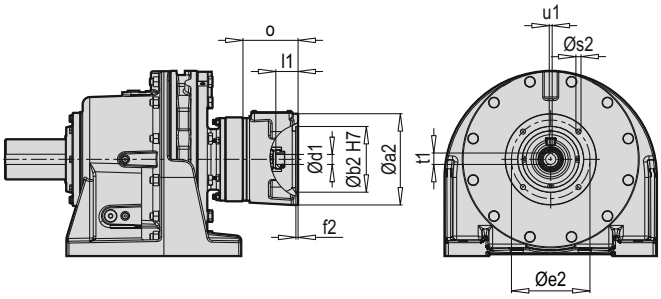

PCD 622-13 HW

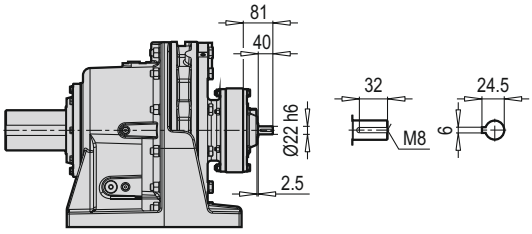

PCD 622-13 VC

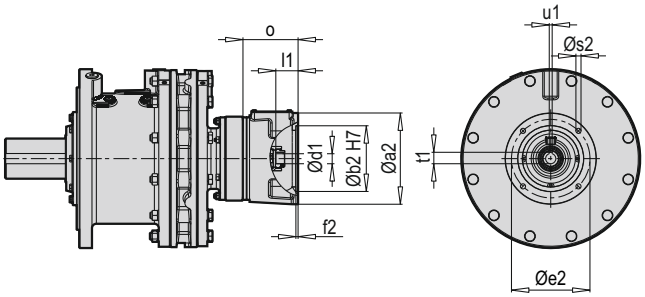

PCD 622-13 VW

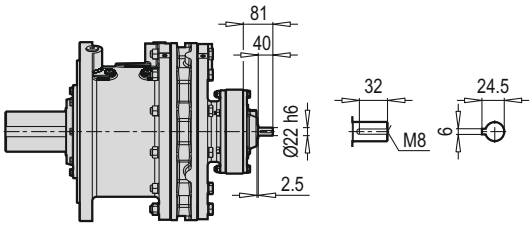

PCD 622-13 FC

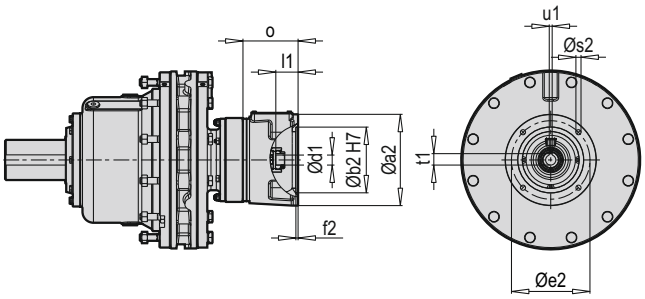

PCD 622-13 FW

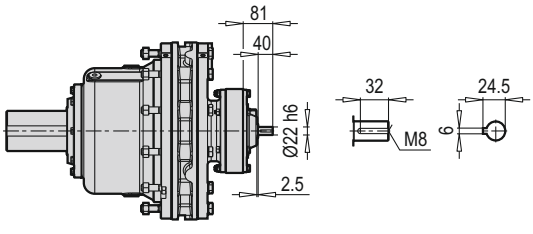

~ Kg			
PCD 622-13 W	H	V	F
	430	417	387

Tip / Type / Typ / Tipo / Type / Tipo	C B5	Øa2	Øb2	Øe2	f2	Øs2	Ød1	l1	t1	u1	o
PCD 622-13	80	200	130	165	5	11	19	45	21.8	6	124
	90	200	130	165	5	11	24	50	27.3	8	124
	100	250	180	215	6	14	28	62	31.3	8	141
	112	250	180	215	6	14	28	62	31.3	8	141
	132	300	230	265	6	14	38	82.5	41.3	10	161

~ Kg			
PCD 622-13 C B5	H	V	F
80	439	426	396
90	439	426	396
100	442	429	399
112	442	429	399
132	445	432	402

PCD 622-17 HXM

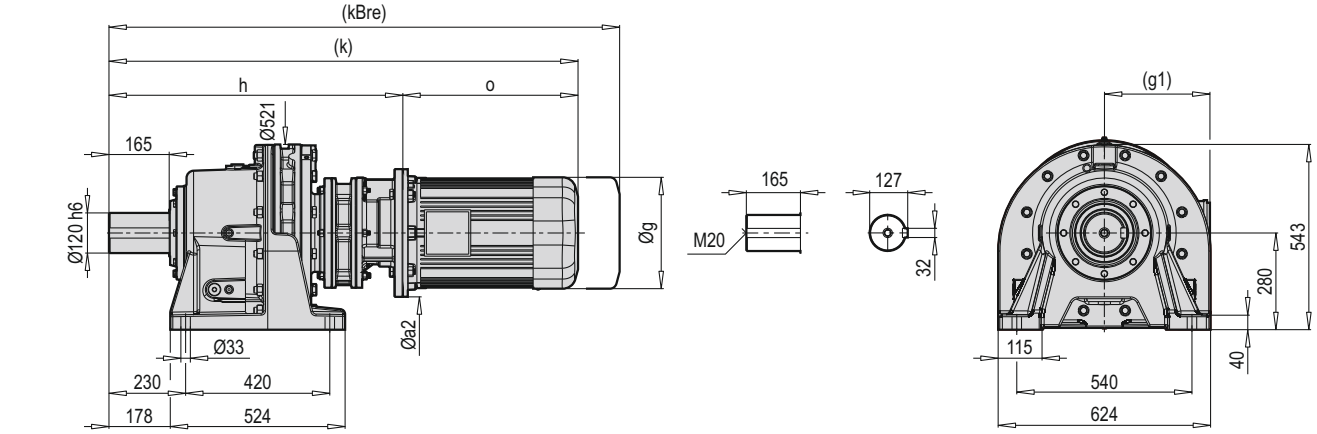

PCD 622-17 VXM

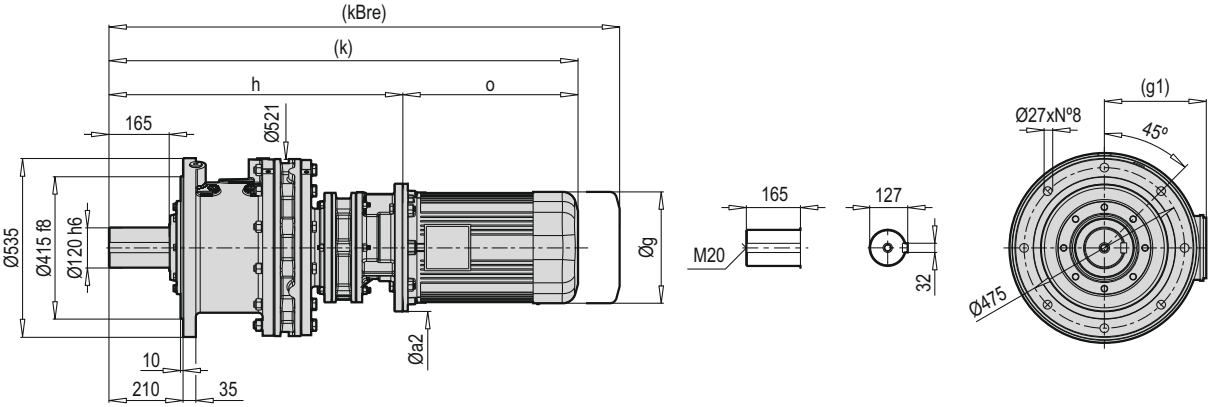

PCD 622-17 FXM

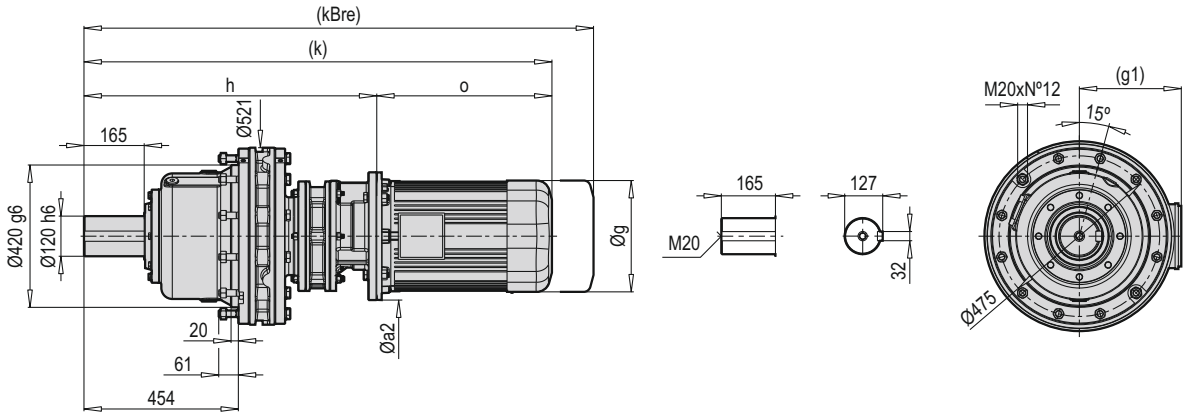

HXM VXM FXM	Øa2		g	g1	h		k		kBre		o	
	B5	B14			B5	B14	B5	B14	B5	B14	B5	B14
100	250	160	199	154.5	-	-	-	-	-	-	340	340
112	250	160	219	158.5	-	-	-	-	-	-	336	336
132	300	200	270	187	-	-	-	-	-	-	379	400.5
160	350	-	321	214	-	-	-	-	-	-	480	-

PCD 622-17 HCM

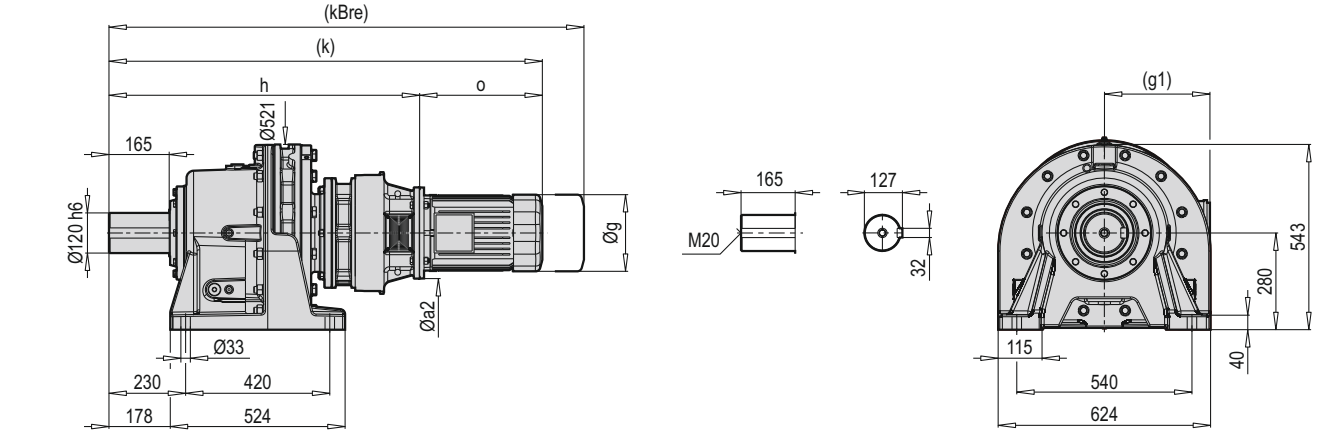

PCD 622-17 VCM

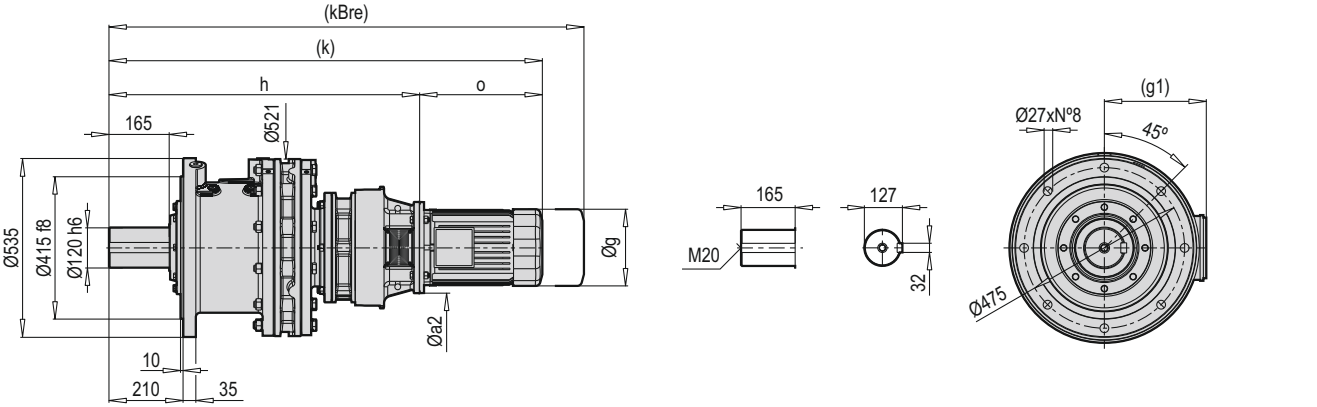

PCD 622-17 FCM

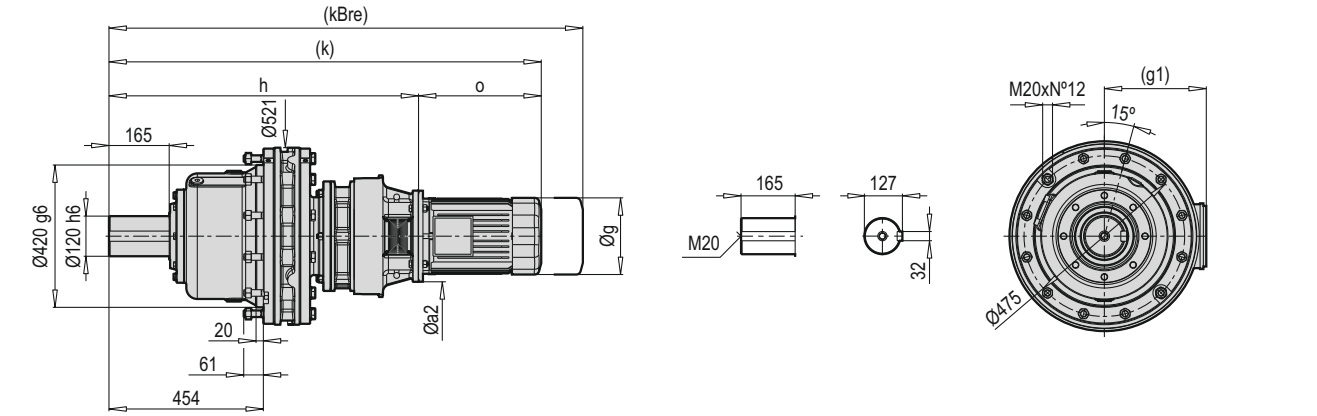

HCM VCM FCM	Øa2	g	g1	h	k	kBre	o
100	250	199	154.5	924	1264	1347	340
112	250	219	158.5	924	1260	1347	336
132	300	270	187	944	1323	1464	379
160	350	321	214	975	1455	1561	480

PCD 622-17 HX

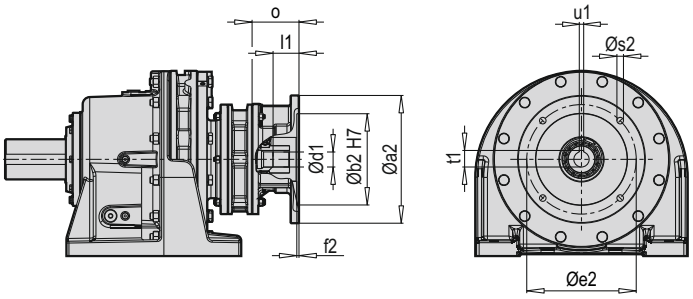

PCD 622-17 VX

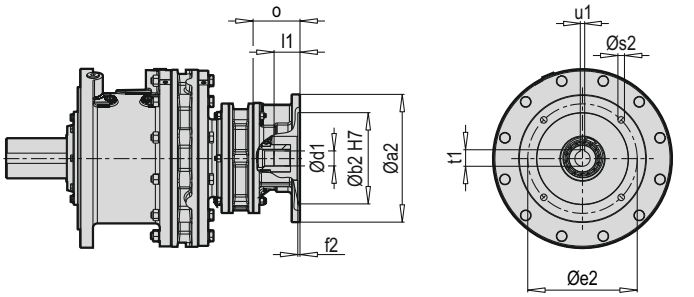

PCD 622-17 FX

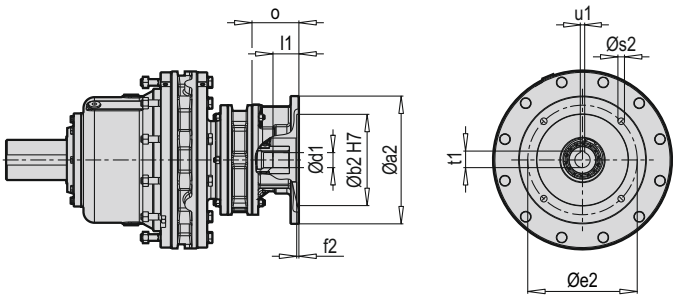

Tip / Type / Typ / Tipo / Type / Tipo	X B5	Øa2	Øb2	Øe2	f2	Øs2	Ød1	l1	t1	u1	o
PCD 622-17	100	-	-	-	-	-	-	-	-	-	-
	112	-	-	-	-	-	-	-	-	-	-
	132	-	-	-	-	-	-	-	-	-	-
	160	-	-	-	-	-	-	-	-	-	-

~ Kg			
PCD 622-17 X B5	H	V	F
100	-	-	-
112	-	-	-
132	-	-	-
160	-	-	-

Tip / Type / Typ / Tipo / Type / Tipo	X B14	Øa2	Øb2	Øe2	f2	Øs2	Ød1	l1	t1	u1	o
PCD 622-17	100	-	-	-	-	-	-	-	-	-	-
	112	-	-	-	-	-	-	-	-	-	-
	132	-	-	-	-	-	-	-	-	-	-

~ Kg			
PCD 622-17 X B14	H	V	F
100	-	-	-
112	-	-	-
132	-	-	-

PCD 622-17 HC

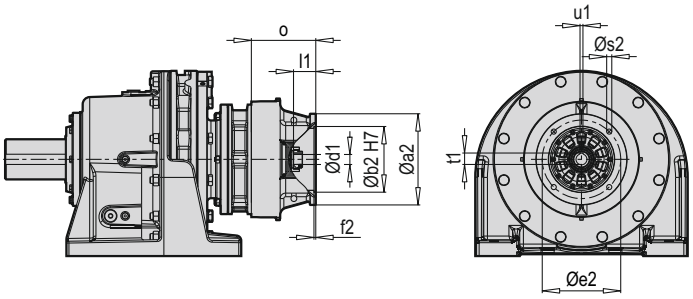

PCD 622-17 HW

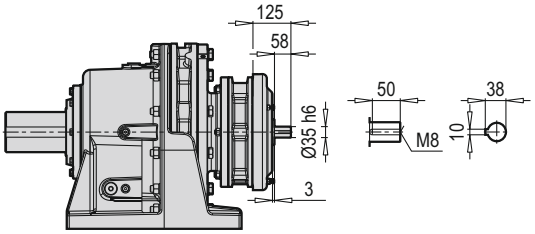

PCD 622-17 VC

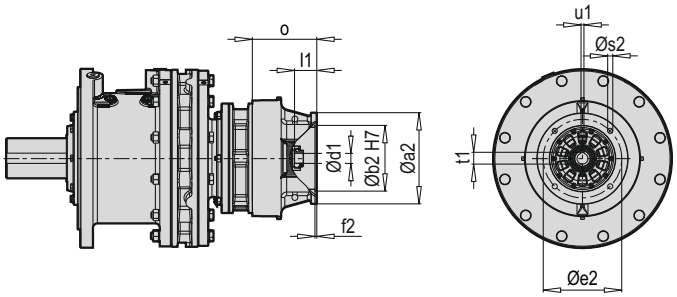

PCD 622-17 VW

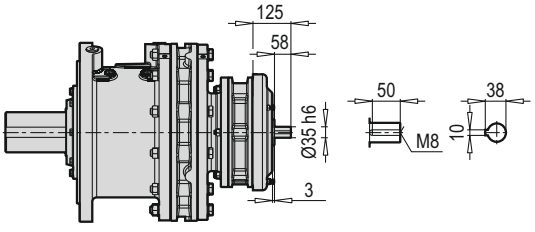

PCD 622-17 FC

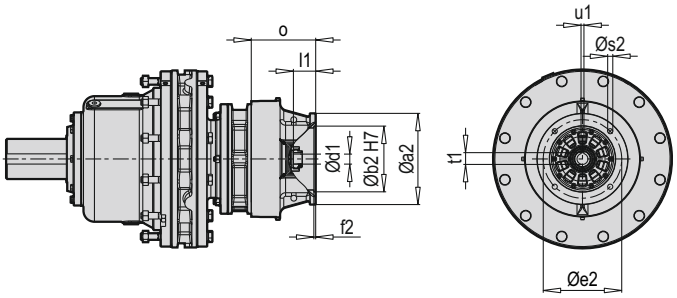

PCD 622-17 FW

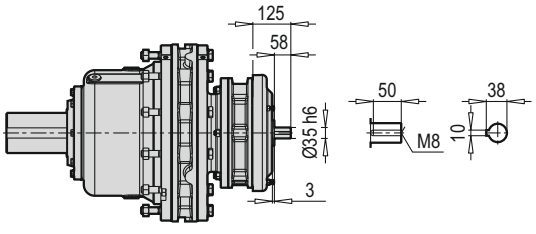

Tip / Type / Typ / Tipo / Type / Tipo	C B5	Øa2	Øb2	Øe2	f2	Øs2	Ød1	l1	t1	u1	o
PCD 622-17	100	250	180	215	6	14	28	58	31.3	8	174
	112	250	180	215	6	14	28	58	31.3	8	174
	132	300	230	265	6	14	38	78	41.3	10	194
	160	350	250	300	6	18	42	101	45.3	12	225

~ Kg			
PCD 622-17 W	H	V	F
	475	462	432

~ Kg			
PCD 622-17 C B5	H	V	F
100	496	483	453
112	496	483	453
132	497.5	484.5	454.5
160	505	492	462

PCD 623-16 HXM

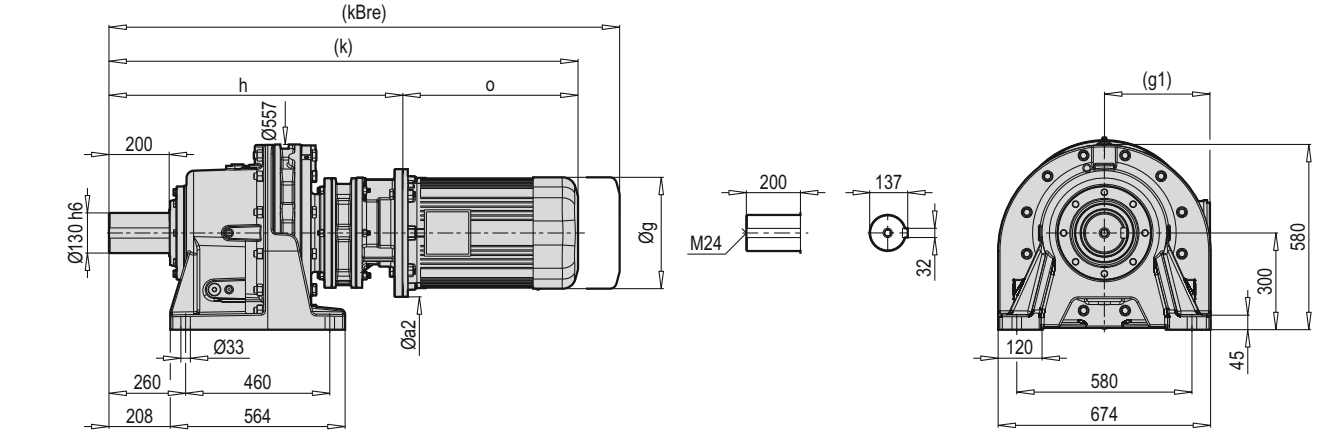

PCD 623-16 VXM

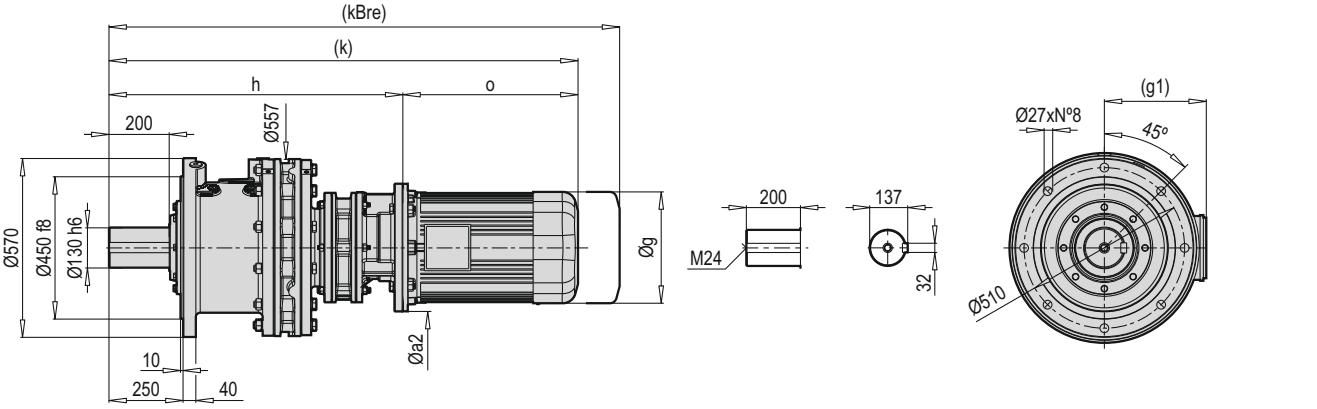

PCD 623-16 FXM

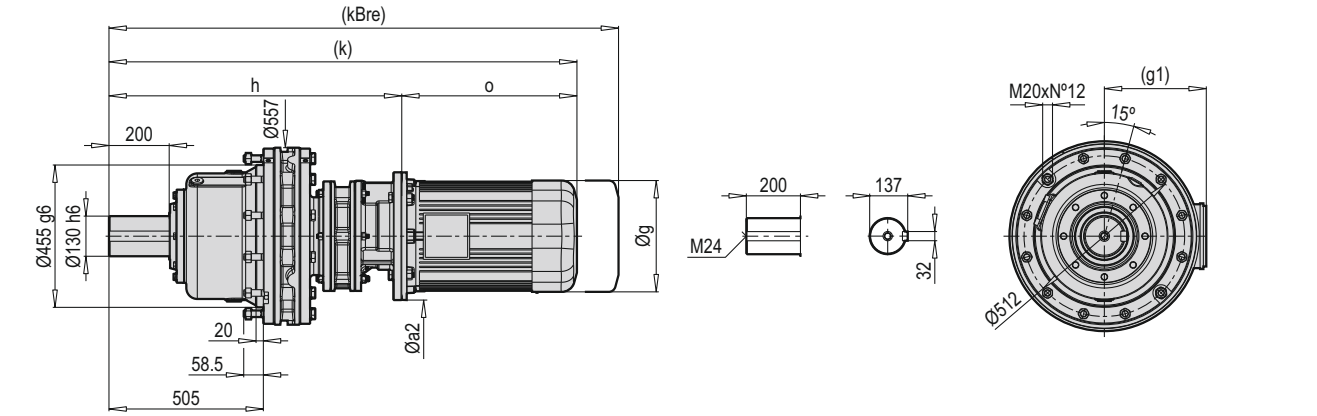

HXM VXM FXM	Øa2		g	g1	h		k		kBre		o	
	B5	B14			B5	B14	B5	B14	B5	B14	B5	B14
90	200	140	179	129	850	850	1143	1143	1211.5	1210.5	293	293
100	250	160	199	154.5	856	856	1196	1196	1279	1279	340	340
112	250	160	219	158.5	856	856	1192	1192	1279	1292.5	336	336
132	300	200	270	187	874	874	1253	1274.5	1394	1374	379	400.5
160	350	-	321	214	907	-	1387	-	1493	-	480	-

PCD 623-16 HCM

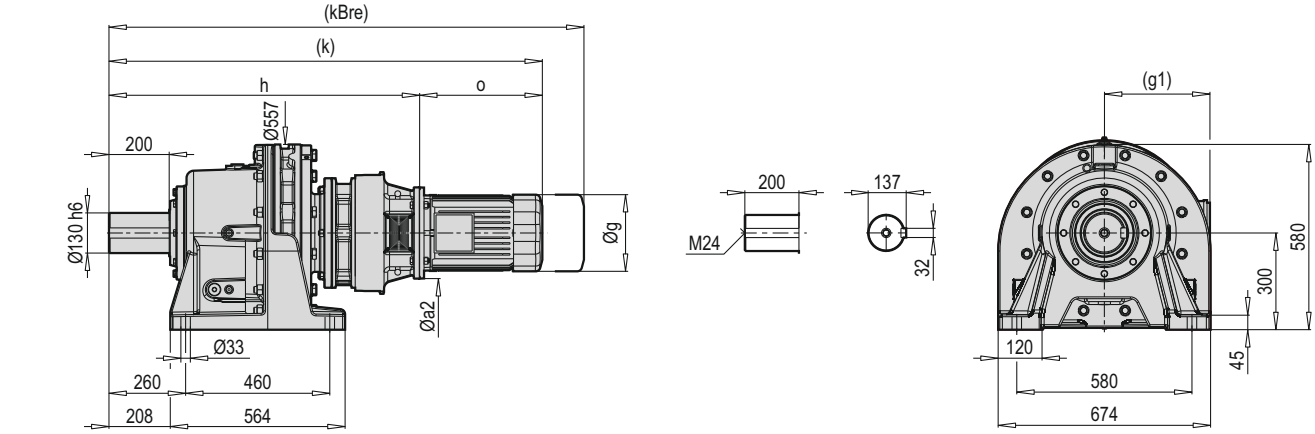

PCD 623-16 VCM

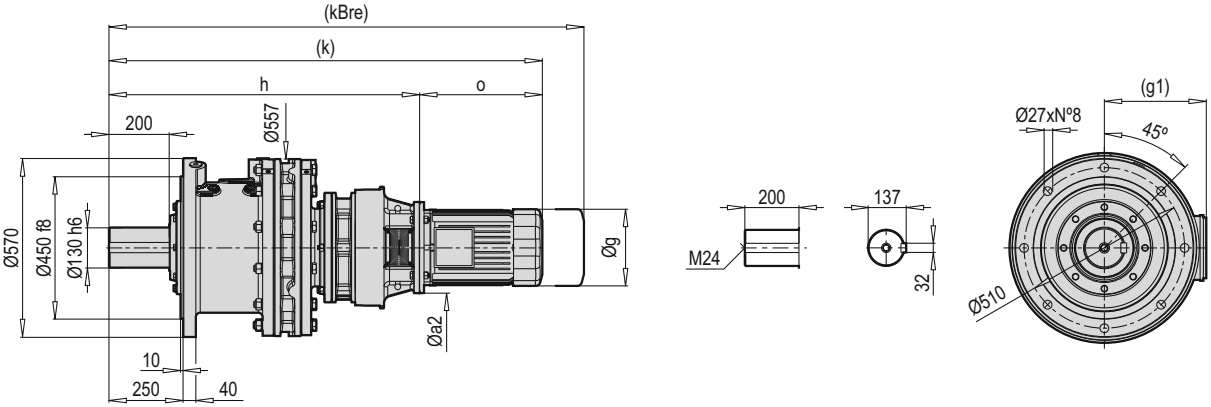

PCD 623-16 FCM

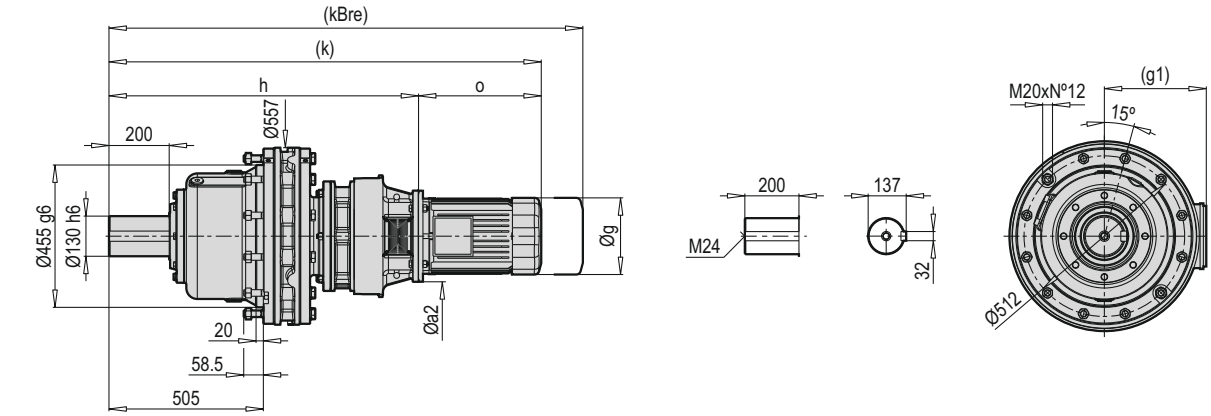

HCM VCM FCM	Øa2	g	g1	h	k	kBre	o
90	200	179	129	938	1231	1299.5	293
100	250	199	154.5	953	1293	1376	340
112	250	219	158.5	953	1289	1376	336
132	300	270	187	967	1346	1487	379
160	350	321	214	997	1477	1583	480

PCD 623-16 HX

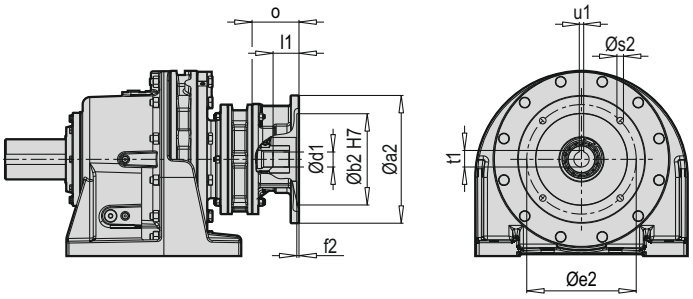

PCD 623-16 VX

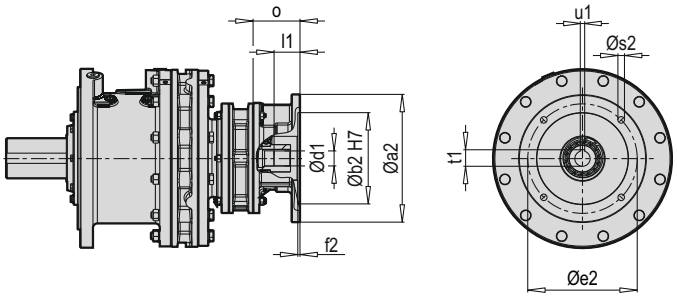

PCD 623-16 FX

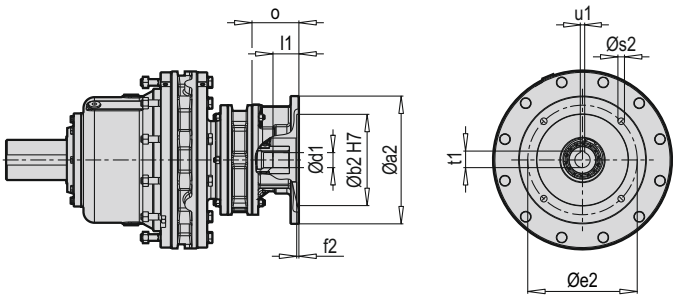

Tip / Type / Typ / Tipo / Type / Tipo	X B5	Øa2	Øb2	Øe2	f2	Øs2	Ød1	l1	t1	u1	o
PCD 623-16	90	200	130	165	4	11	24	43	27.3	8	71
	100	250	180	215	4.5	14	28	60	31.3	8	77
	112	250	180	215	4.5	14	28	60	31.3	8	77
	132	300	230	265	4.5	14	38	60	41.3	10	95
	160	350	250	300	6	18	42	71	45.3	12	128

~ Kg			
PCD 623-16 X B5	H	V	F
90	552	523	479
100	552	523	479
112	557	528	484
132	562	533	489
160	549	520	476

Tip / Type / Typ / Tipo / Type / Tipo	X B14	Øa2	Øb2	Øe2	f2	Øs2	Ød1	l1	t1	u1	o
PCD 623-16	90	140	95	115	4	9	24	43	27.3	8	71
	100	160	110	130	4.5	9	28	60	31.3	8	77
	112	160	110	130	4.5	9	28	60	31.3	8	77
	132	200	130	165	4.5	11	38	60	41.3	10	95

~ Kg			
PCD 623-16 X B14	H	V	F
90	549	520	476
100	551	522	478
112	551	522	478
132	556	527	483

PCD 623-16 HC

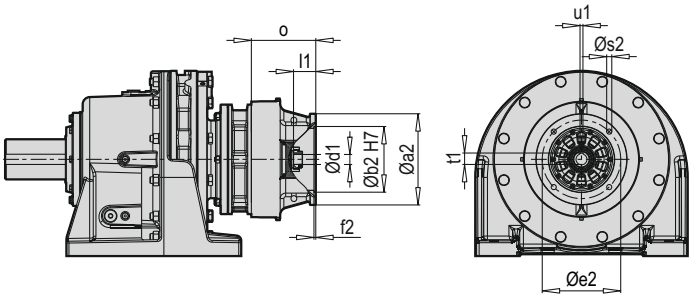

PCD 623-16 HW

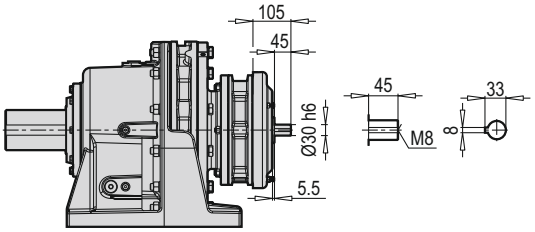

PCD 623-16 VC

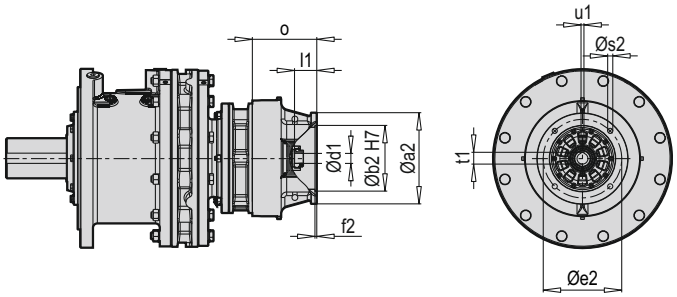

PCD 623-16 VW

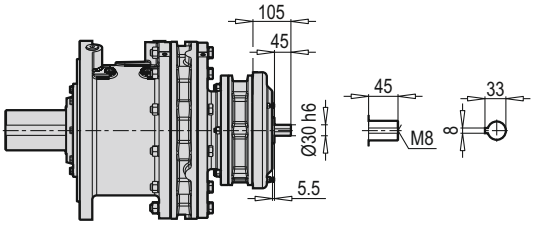

PCD 623-16 FC

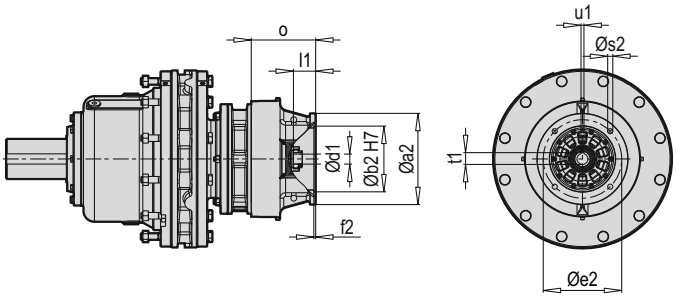

PCD 623-16 FW

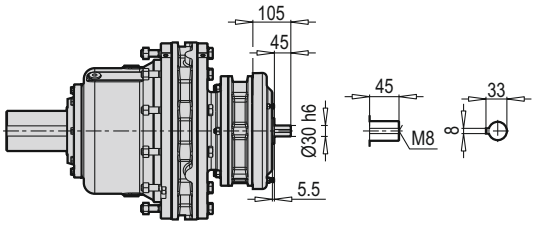

~ Kg			
PCD 623-16 W	H	V	F
	550	521	477

Tip / Type / Typ / Tipo / Type / Tipo	C B5	Øa2	Øb2	Øe2	f2	Øs2	Ød1	l1	t1	u1	o
PCD 623-16	90	200	130	165	4	11	24	50	27.3	8	145
	100	250	180	215	5	14	28	62	31.3	8	160
	112	250	180	215	5	14	28	62	31.3	8	160
	132	300	230	265	6	14	38	78	41.3	10	174
	160	350	250	300	7	19	42	85	45.3	12	204

~ Kg			
PCD 623-16 C B5	H	V	F
90	563	534	490
100	566	537	493
112	566	537	493
132	568	539	495
160	572	543	499

PCD 623-18 HXM

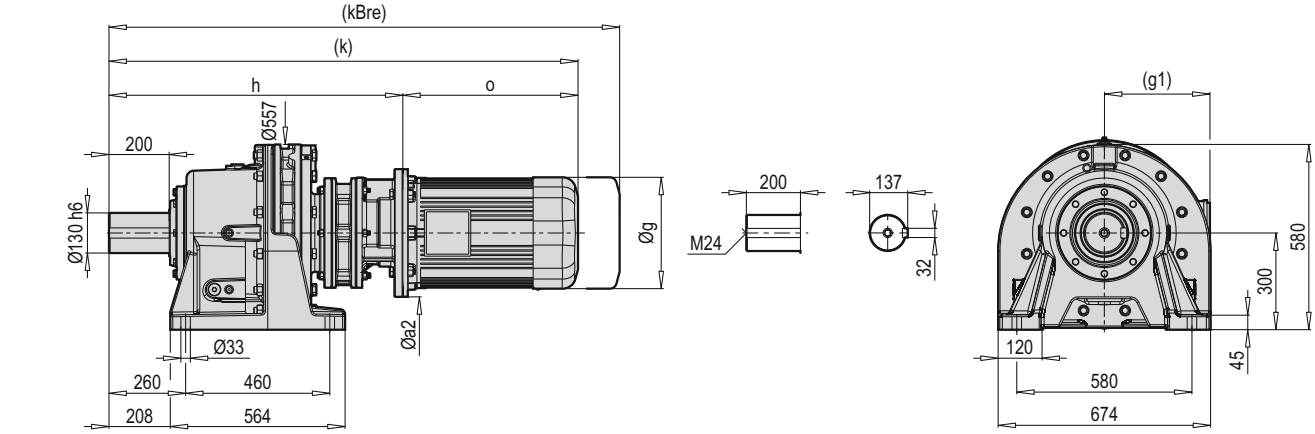

PCD 623-18 VXM

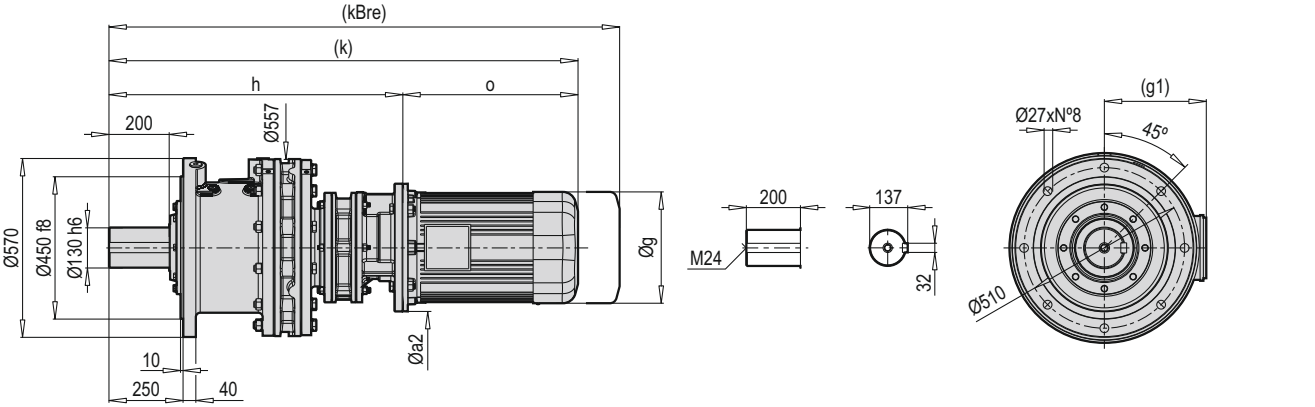

PCD 623-18 FXM

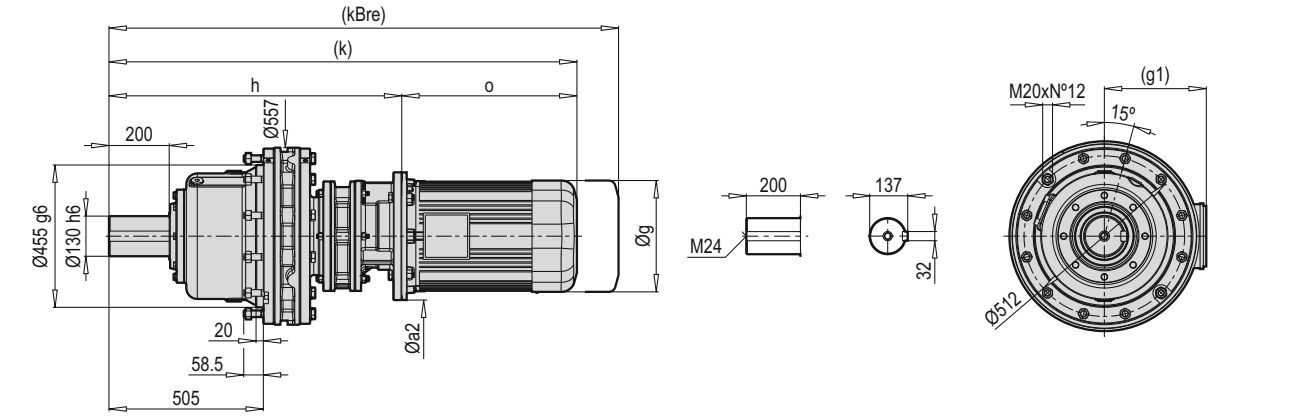

HXM VXM FXM	Øa2		g	g1	h		k		kBre		o	
	B5	B14			B5	B14	B5	B14	B5	B14	B5	B14
100	250	-	199	154.5	-	-	-	-	-	-	340	-
112	250	-	219	158.5	-	-	-	-	-	-	336	-
132	300	-	270	187	-	-	-	-	-	-	379	-
160	350	-	321	214	-	-	-	-	-	-	480	-
180	350	-	363	249	-	-	-	-	-	-	586	-
200	400	-	363	249	-	-	-	-	-	-	595.5	-

PCD 623-18 HCM

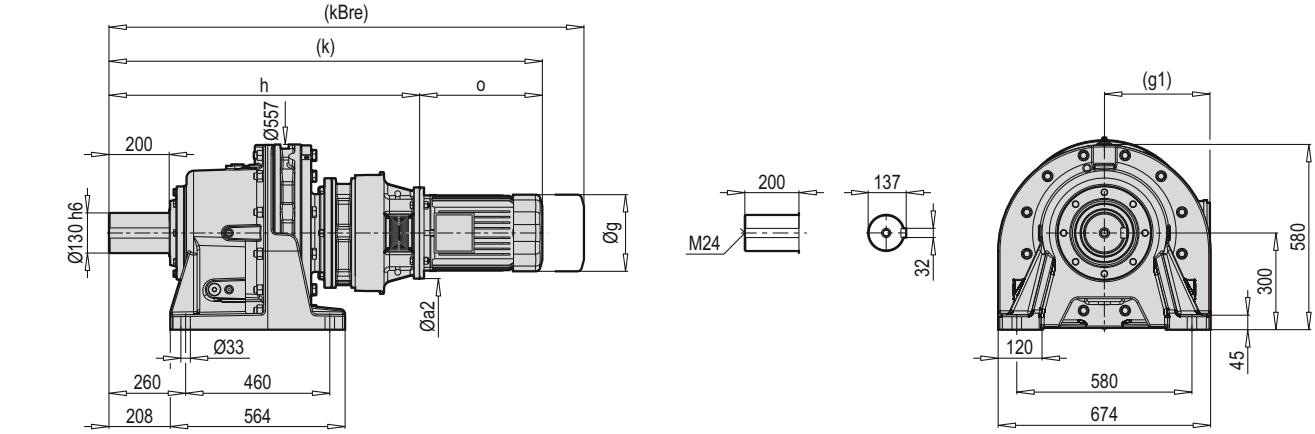

PCD 623-18 VCM

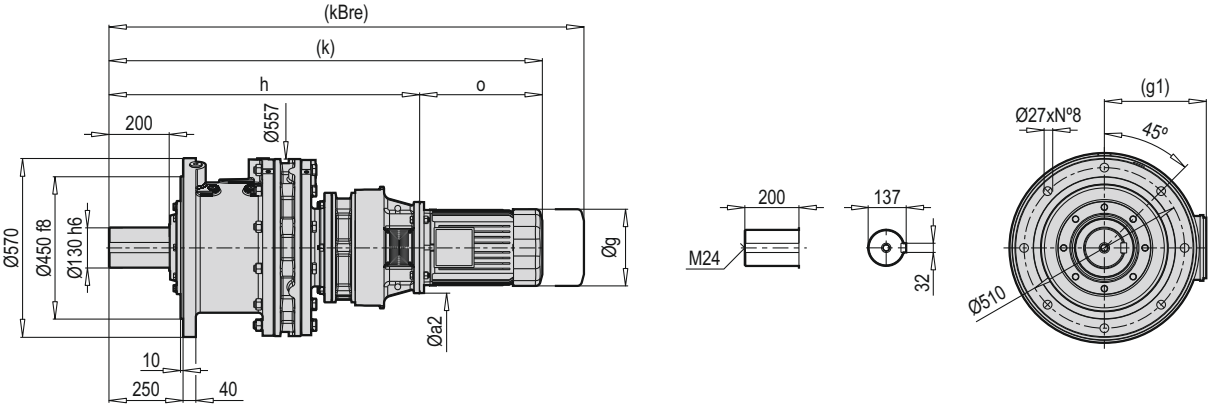

PCD 623-18 FCM

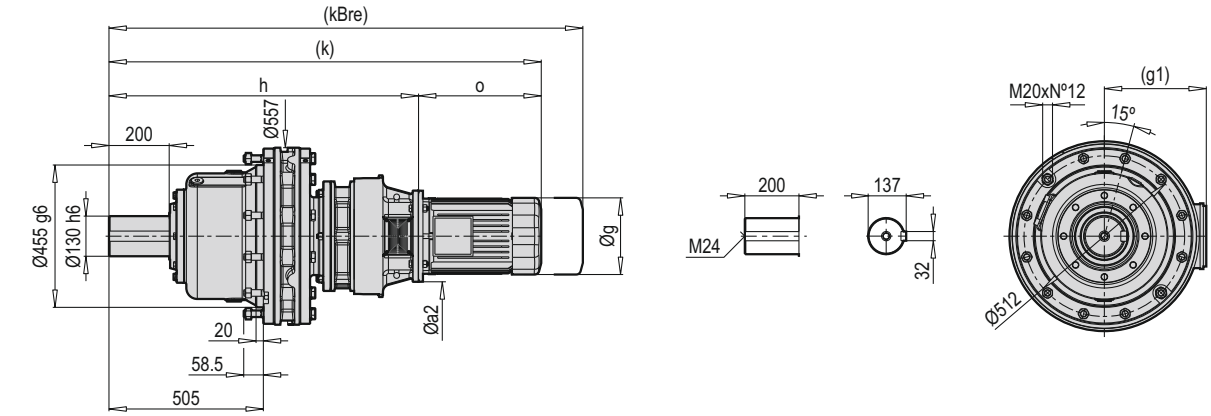

HCM VCM FCM	Øa2	g	g1	h	k	kBre	o
100	250	199	154.5	1008	1348	1431	340
112	250	219	158.5	1008	1344	1431	336
132	300	270	187	1026	1405	1546	379
160	350	321	214	1061	1541	1647	480
180	350	363	249	1061	1647	1765.5	586
200	400	363	249	1061	1656.5	1775	595.5

PCD 623-18 HX

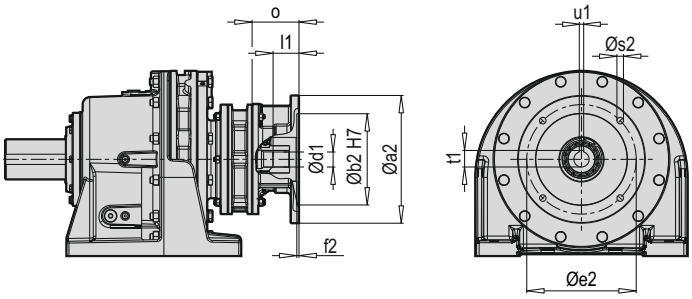

PCD 623-18 VX

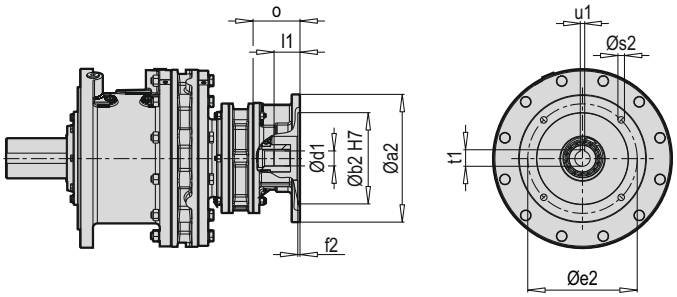

PCD 623-18 FX

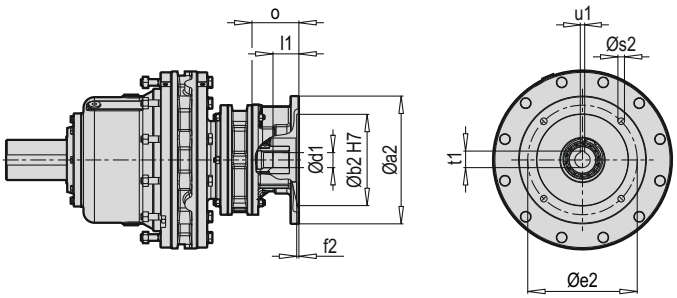

Tip / Type / Typ / Tipo / Type / Tipo	X B5	Øa2	Øb2	Øe2	f2	Øs2	Ød1	l1	t1	u1	o
PCD 623-18	100	-	-	-	-	-	-	-	-	-	-
	112	-	-	-	-	-	-	-	-	-	-
	132	-	-	-	-	-	-	-	-	-	-
	160	-	-	-	-	-	-	-	-	-	-
	180	-	-	-	-	-	-	-	-	-	-
	200	-	-	-	-	-	-	-	-	-	-

~ Kg			
PCD 623-18 X B5	H	V	F
100	-	-	-
112	-	-	-
132	-	-	-
160	-	-	-
180	-	-	-
200	-	-	-

Tip / Type / Typ / Tipo / Type / Tipo	X B14	Øa2	Øb2	Øe2	f2	Øs2	Ød1	l1	t1	u1	o
PCD 623-18	100	-	-	-	-	-	-	-	-	-	-
	112	-	-	-	-	-	-	-	-	-	-
	132	-	-	-	-	-	-	-	-	-	-

~ Kg			
PCD 623-18 X B14	H	V	F
100	-	-	-
112	-	-	-
132	-	-	-

PCD 623-18 HC

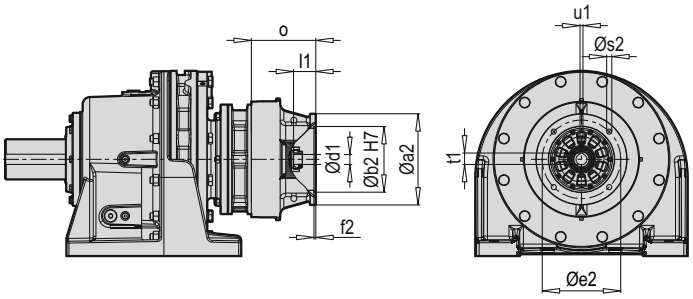

PCD 623-18 HW

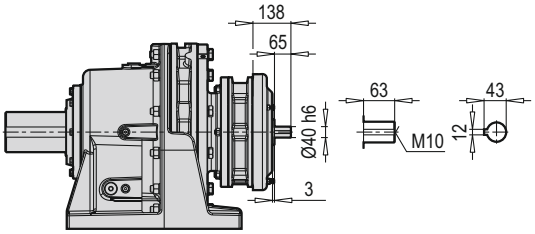

PCD 623-18 VC

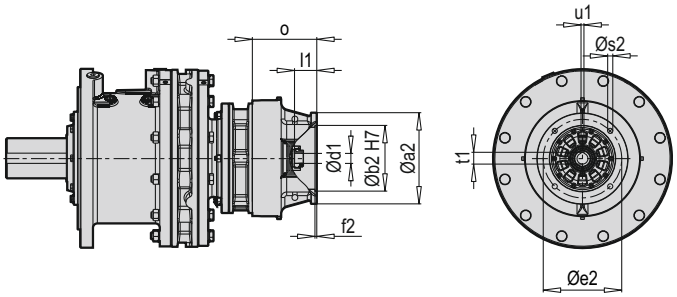

PCD 623-18 VW

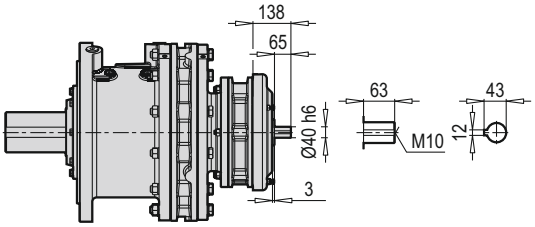

PCD 623-18 FC

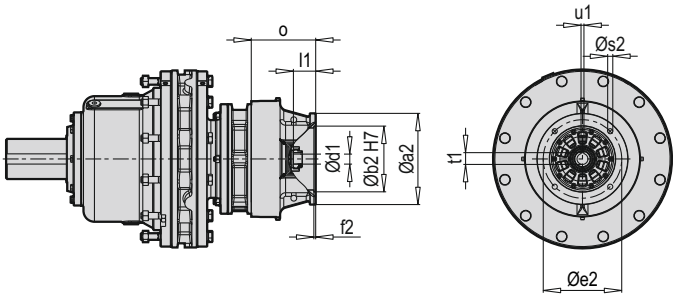

PCD 623-18 FW

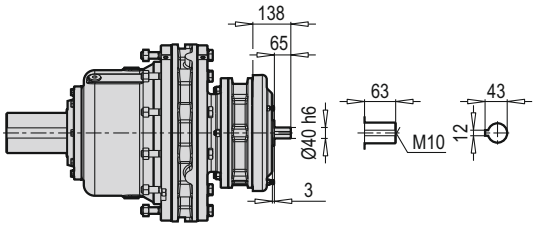

~ Kg			
PCD 623-18 W	H	V	F
	550	521	477

Tip / Type / Typ / Tipo / Type / Tipo	C B5	Øa2	Øb2	Øe2	f2	Øs2	Ød1	l1	t1	u1	o
PCD 623-18	100	250	180	215	6	14	28	78	31.3	8	183
	112	250	180	215	6	14	28	78	31.3	8	183
	132	300	230	265	6	14	38	78	41.3	10	203
	160	350	250	300	6	18	42	109	45.3	12	238
	180	350	250	300	6	18	48	108.5	51.8	14	238
	200	400	300	350	6	18	55	99	59.8	16	238

~ Kg			
PCD 623-18 C B5	H	V	F
100	606	577	533
112	606	577	533
132	607	578	543
160	613	584	540
180	613	584	540
200	620	591	547

PCD 624-16 HXM

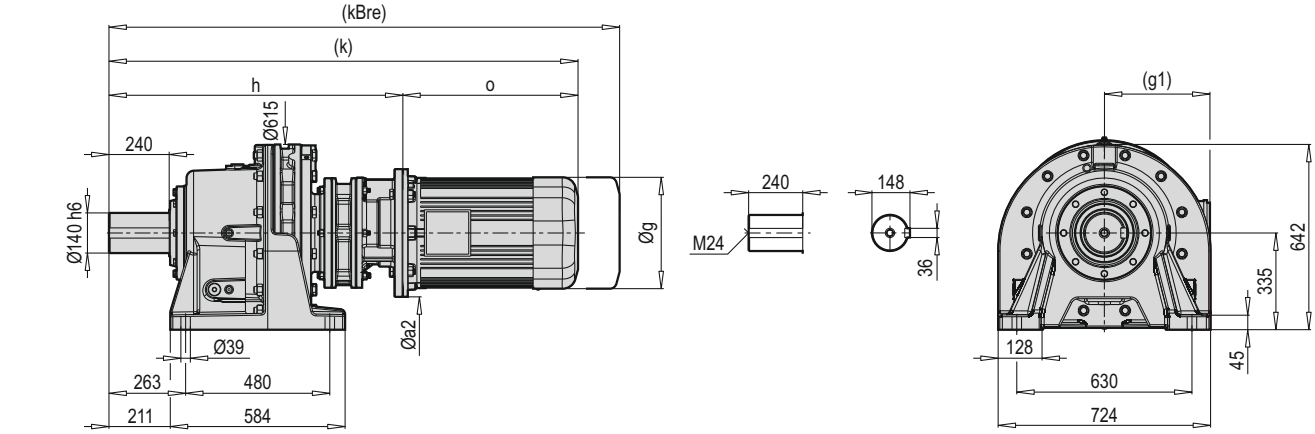

PCD 624-16 VXM

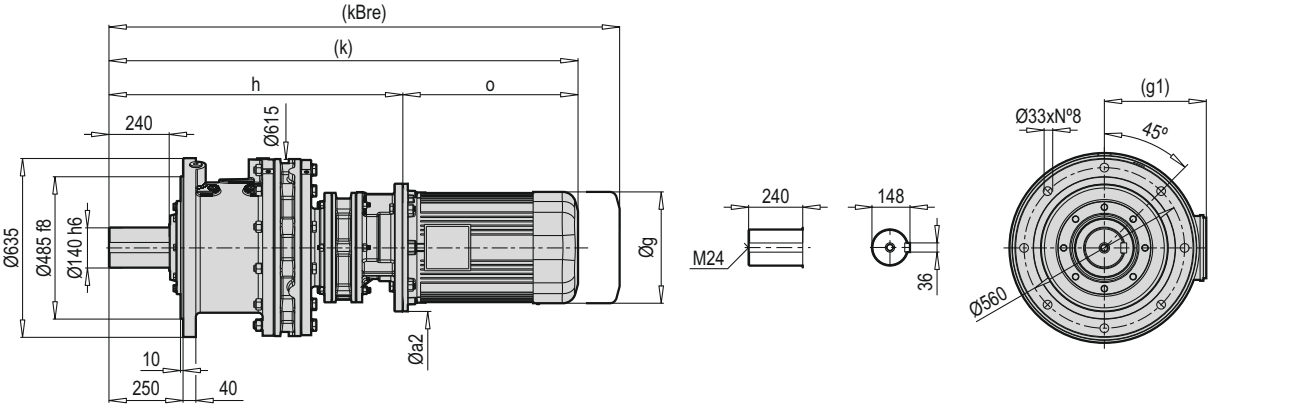

PCD 624-16 FXM

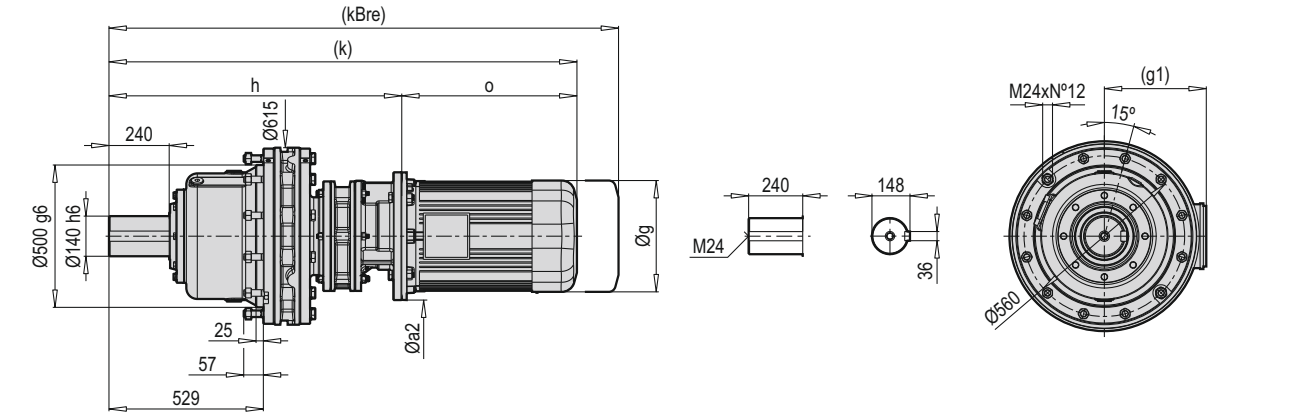

HXM VXM FXM	Øa2		g	g1	h		k		kBre		o	
	B5	B14			B5	B14	B5	B14	B5	B14	B5	B14
90	200	140	179	129	888	888	1181	1181	1249.5	1248.5	293	293
100	250	160	199	154.5	894	894	1234	1234	1317	1317	340	340
112	250	160	219	158.5	894	894	1230	1230	1317	1330.5	336	336
132	300	200	270	187	912	912	1291	1312.5	1432	1412	379	400.5
160	350	-	321	214	945	-	1425	-	1531	-	480	-

PCD 624-16 HCM

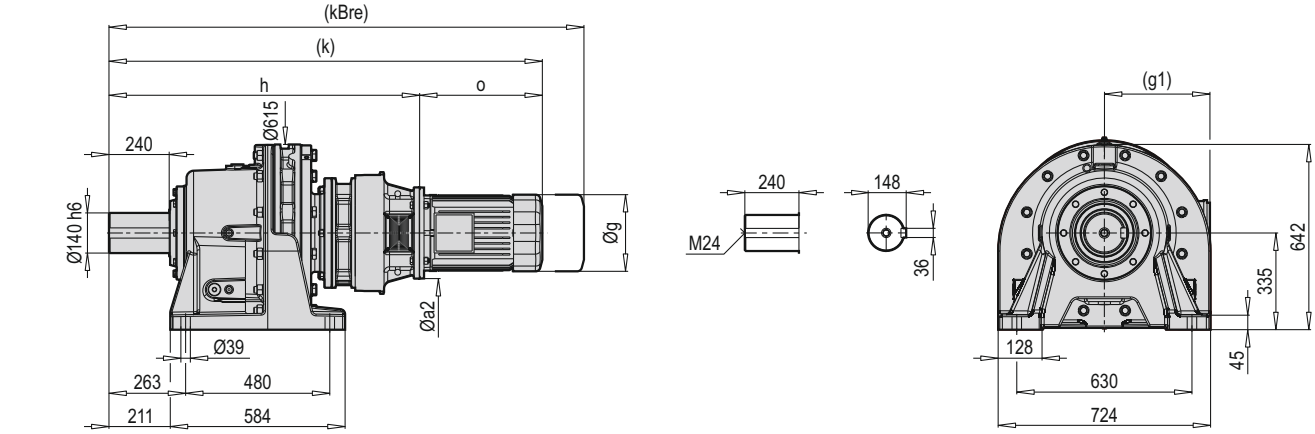

PCD 624-16 VCM

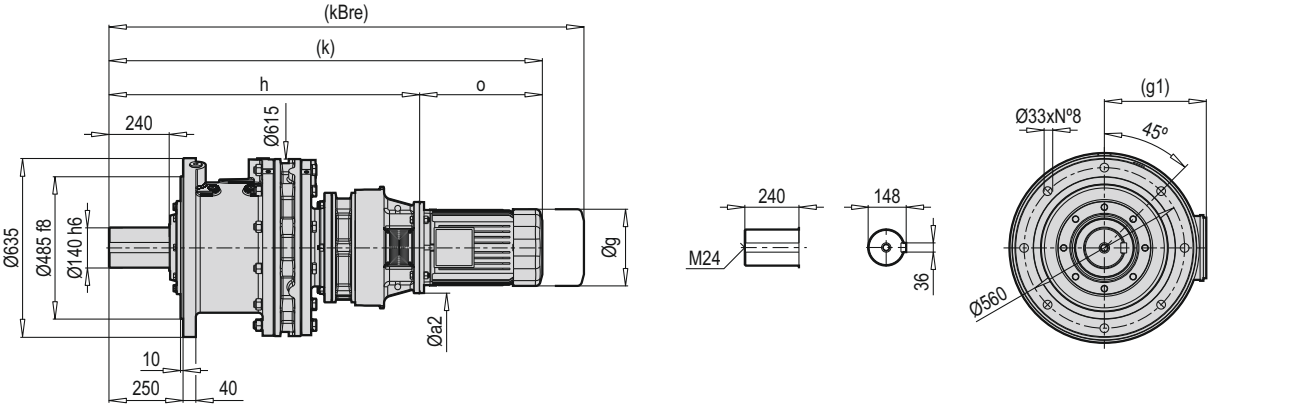

PCD 624-16 FCM

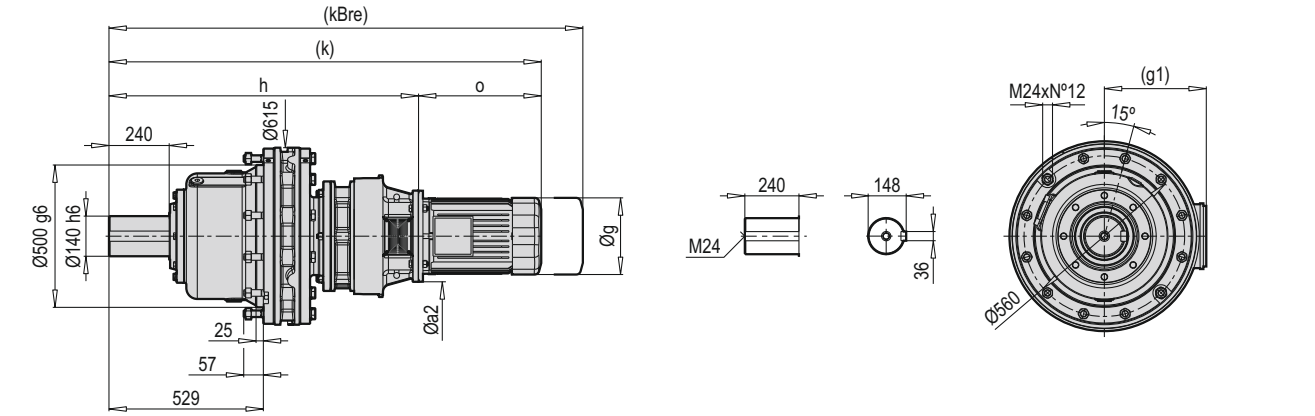

HCM VCM FCM	Øa2	g	g1	h	k	kBre	o
90	200	179	129	888	1181	1249.5	293
100	250	199	154.5	894	1234	1317	340
112	250	219	158.5	894	1230	1317	336
132	300	270	187	912	1291	1432	379
160	350	321	214	945	1425	1531	480

PCD 624-16 HX

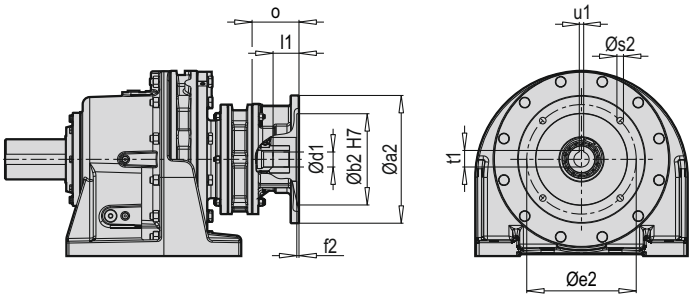

PCD 624-16 VX

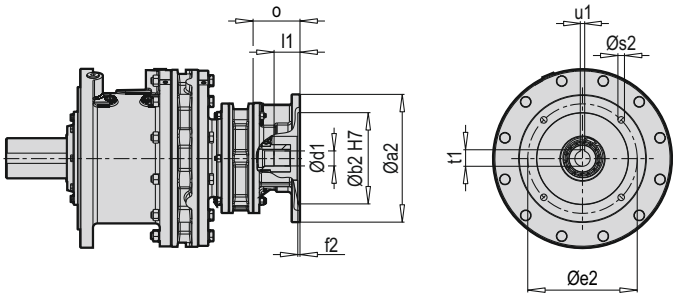

PCD 624-16 FX

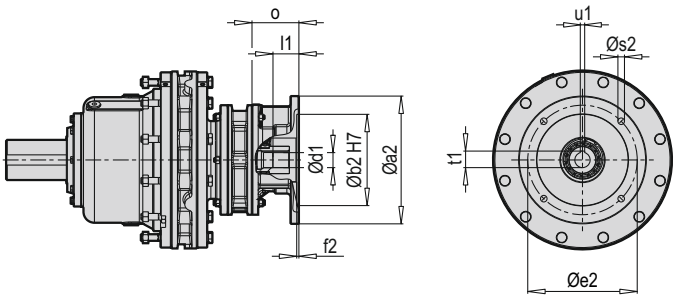

Tip / Type / Typ / Tipo / Type / Tipo	X B5	Øa2	Øb2	Øe2	f2	Øs2	Ød1	l1	t1	u1	o
PCD 624-16	90	200	130	165	4	11	24	43	27.3	8	71
	100	250	180	215	4.5	14	28	60	31.3	8	77
	112	250	180	215	4.5	14	28	60	31.3	8	77
	132	297.5	230	265	4.5	14	38	60	41.3	10	95
	160	350	250	300	6	18	42	71	45.3	12	128

~ Kg			
PCD 624-16 X B5	H	V	F
90	658	612	591
100	660	614	593
112	660	614	593
132	665	619	598
160	670	624	603

Tip / Type / Typ / Tipo / Type / Tipo	X B14	Øa2	Øb2	Øe2	f2	Øs2	Ød1	l1	t1	u1	o
PCD 624-16	90	140	95	115	4	9	24	43	27.3	8	71
	100	160	110	130	4.5	9	28	60	31.3	8	77
	112	160	110	130	4.5	9	28	60	31.3	8	77
	132	200	130	165	4.5	11	38	60	41.3	10	95

~ Kg			
PCD 624-16 X B14	H	V	F
90	658	612	591
100	660	614	593
112	660	614	593
132	665	619	598

PCD 624-16 HC

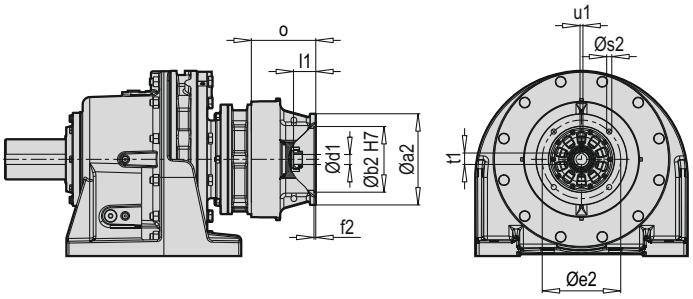

PCD 624-16 HW

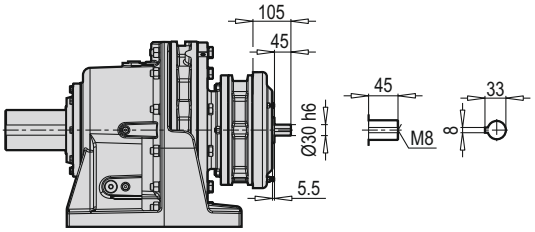

PCD 624-16 VC

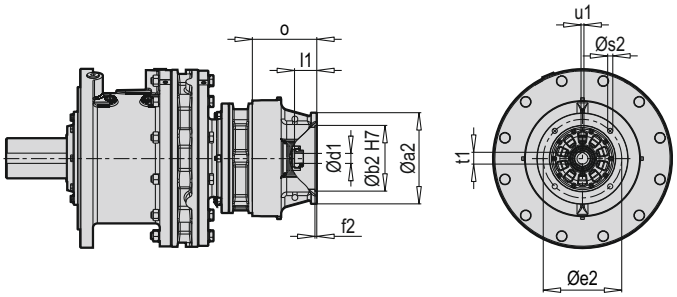

PCD 624-16 VW

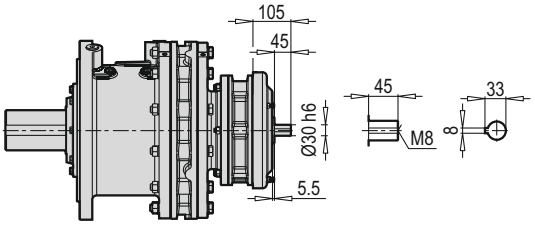

PCD 624-16 FC

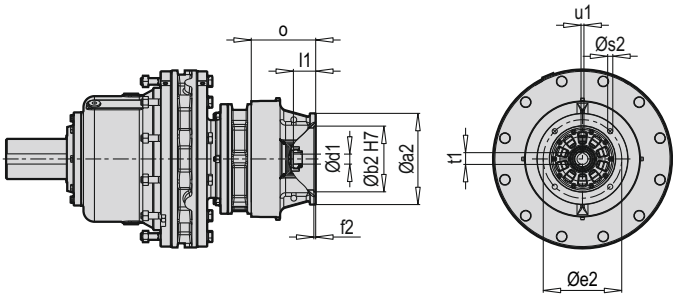

PCD 624-16 FW

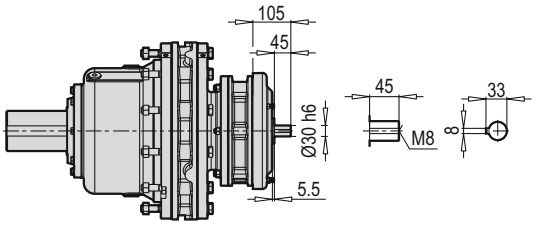

~ Kg			
PCD 624-16 W	H	V	F
	655	609	588

Tip / Type / Typ / Tipo / Type / Tipo	C B5	Øa2	Øb2	Øe2	f2	Øs2	Ød1	l1	t1	u1	o
PCD 624-16	90	200	130	165	4	11	24	50	27.3	8	145
	100	250	180	215	5	14	28	62	[illegible]	8	160
	112	250	180	215	5	14	28	62	31.3	8	160
	132	300	230	265	6	14	38	78	41.3	10	174
	160	350	250	300	7	19	42	85	45.3	12	204

~ Kg			
PCD 624-16 C B5	H	V	F
90	668	622	601
100	671	625	604
112	671	625	604
132	673	627	606
160	677	631	610

PCD 624-18 HXM

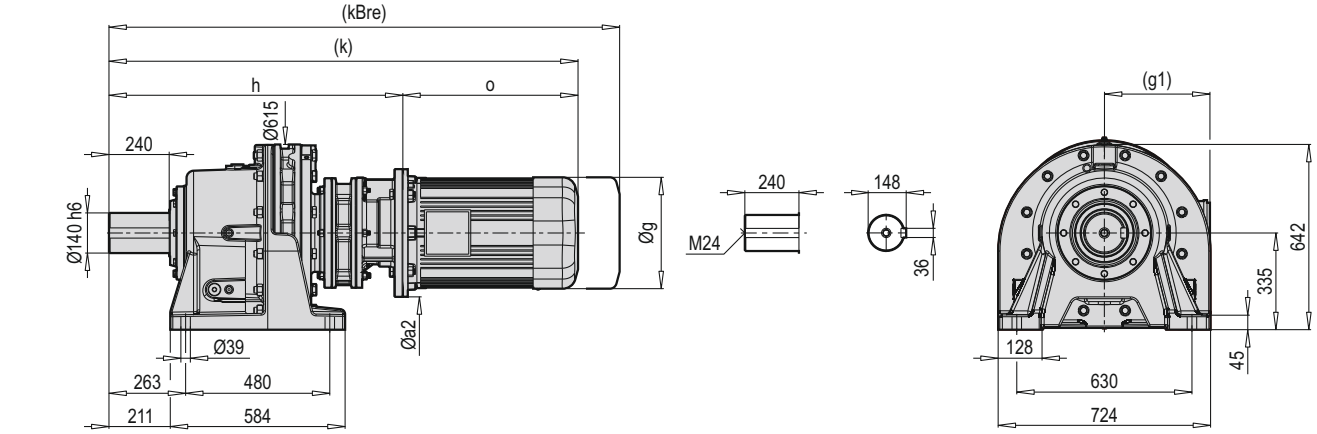

PCD 624-18 VXM

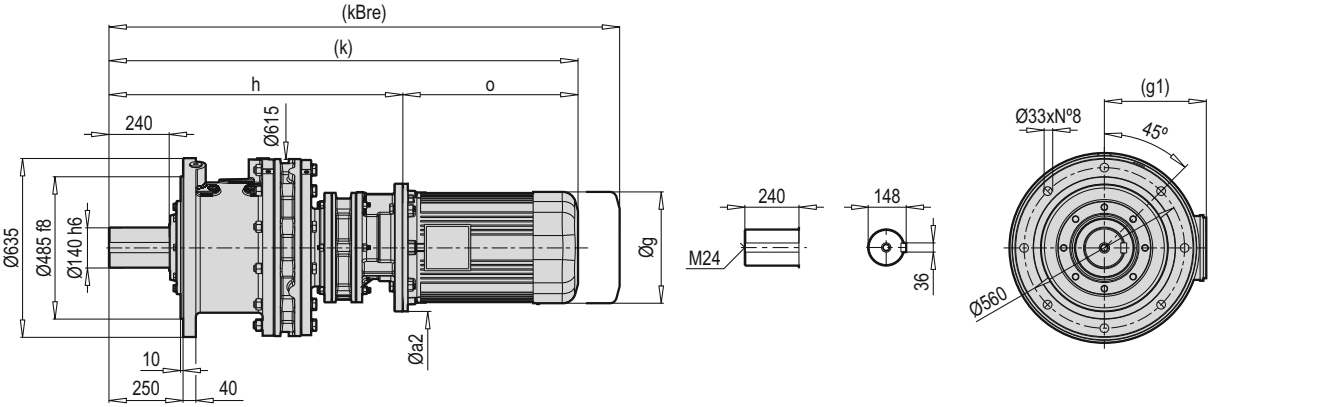

PCD 624-18 FXM

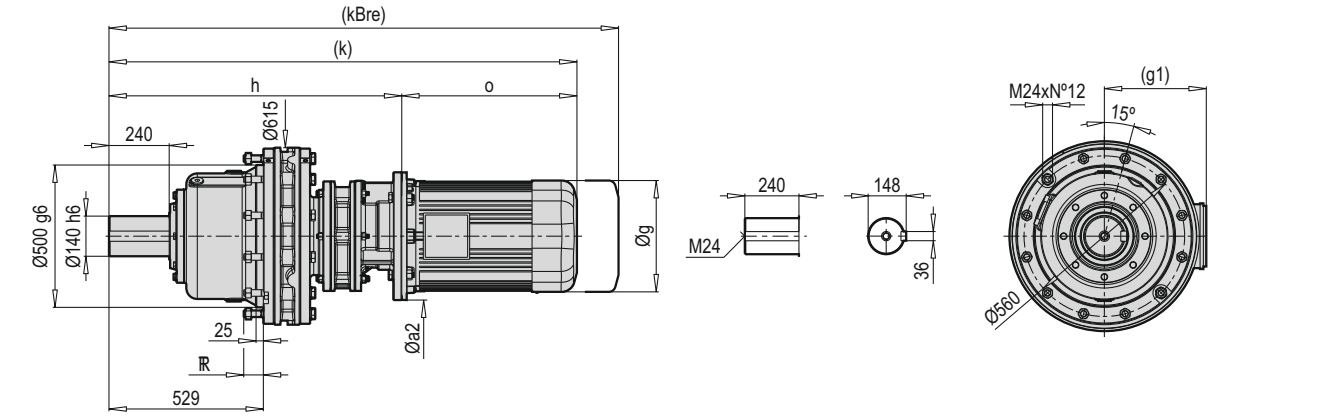

HXM VXM FXM	Øa2		g	g1	h		k		kBre		o	
	B5	B14			B5	B14	B5	B14	B5	B14	B5	B14
100	250	-	199	154.5	-	-	-	-	-	-	340	-
112	250	-	219	158.5	-	-	-	-	-	-	336	-
132	300	-	270	187	-	-	-	-	-	-	379	-
160	350	-	321	214	-	-	-	-	-	-	480	-
180	350	-	363	249	-	-	-	-	-	-	586	-
200	400	-	363	249	-	-	-	-	-	-	595.5	-

PCD 624-18 HCM

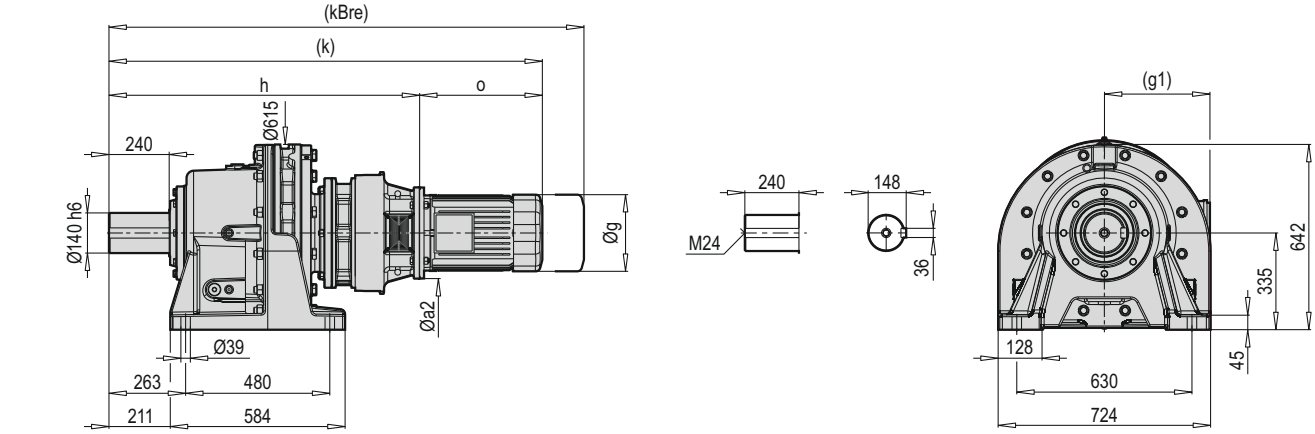

PCD 624-18 VCM

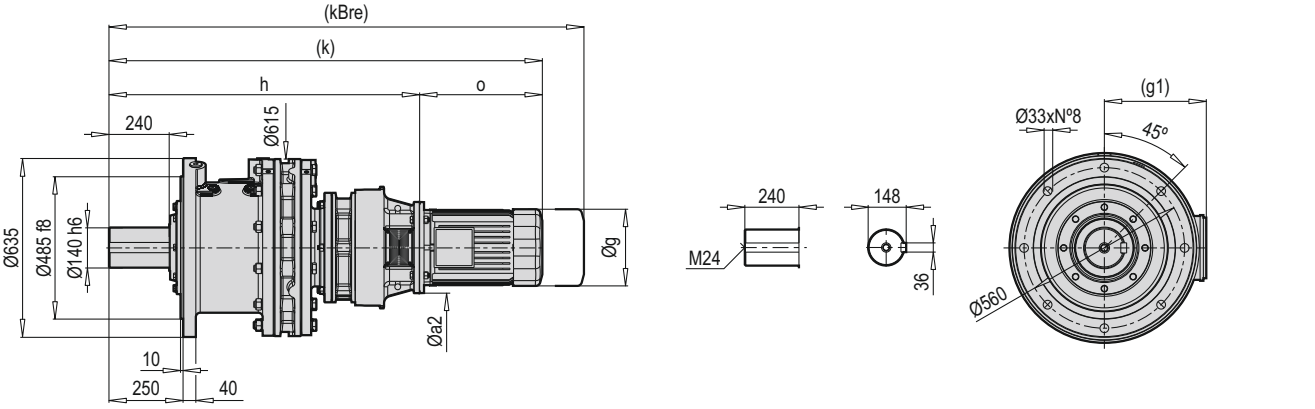

PCD 624-18 FCM

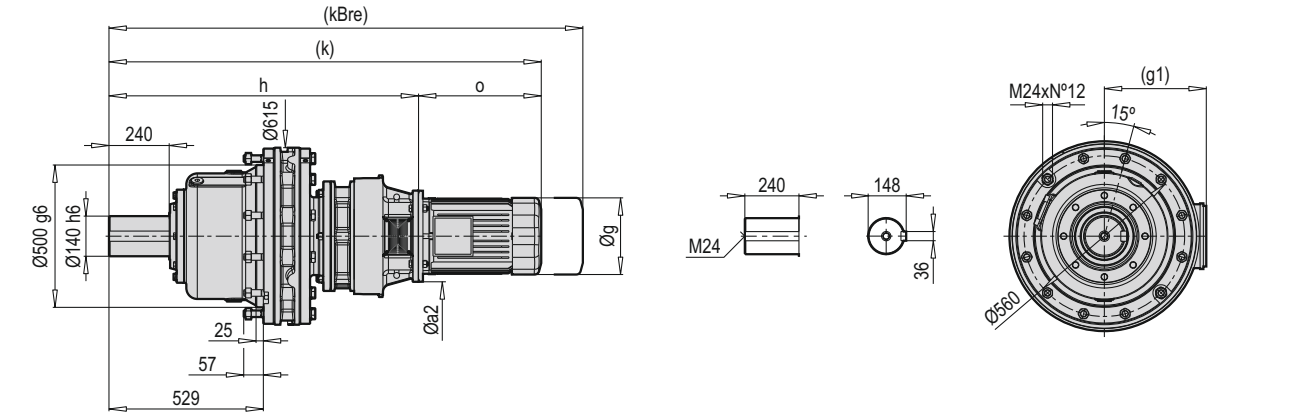

HCM VCM FCM	Øa2	g	g1	h	k	kBre	o
100	250	199	154.5	1043	1383	1466	340
112	250	219	158.5	1043	1379	1466	336
132	300	270	187	1063	1442	1583	379
160	350	321	214	1098	1578	1684	480
180	350	363	249	1098	1684	1802.5	586
200	400	363	249	1098	1693.5	1812	595.5

PCD 624-18 HX

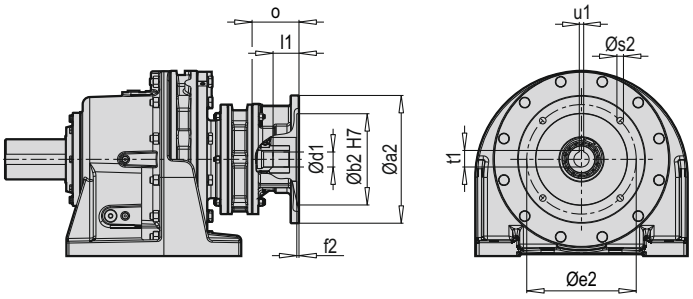

PCD 624-18 VX

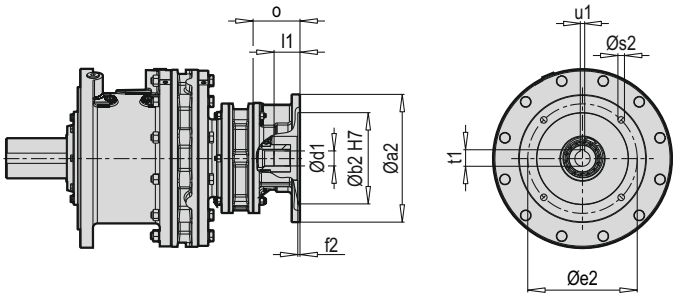

PCD 624-18 FX

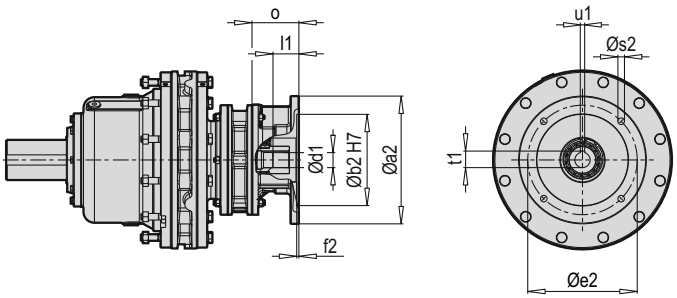

Tip / Type / Typ / Tipo / Type / Tipo	X B5	Øa2	Øb2	Øe2	f2	Øs2	Ød1	l1	t1	u1	o
PCD 624-18	100	-	-	-	-	-	-	-	-	-	-
	112	-	-	-	-	-	-	-	-	-	-
	132	-	-	-	-	-	-	-	-	-	-
	160	-	-	-	-	-	-	-	-	-	-
	180	-	-	-	-	-	-	-	-	-	-
	200	-	-	-	-	-	-	-	-	-	-

~ Kg			
PCD 624-18 X B5	H	V	F
100	-	-	-
112	-	-	-
132	-	-	-
160	-	-	-
180	-	-	-
200	-	-	-

Tip / Type / Typ / Tipo / Type / Tipo	X B14	Øa2	Øb2	Øe2	f2	Øs2	Ød1	l1	t1	u1	o
PCD 624-18	100	-	-	-	-	-	-	-	-	-	-
	112	-	-	-	-	-	-	-	-	-	-
	132	-	-	-	-	-	-	-	-	-	-

~ Kg			
PCD 624-18 X B14	H	V	F
100	-	-	-
112	-	-	-
132	-	-	-

PCD 624-18 HC

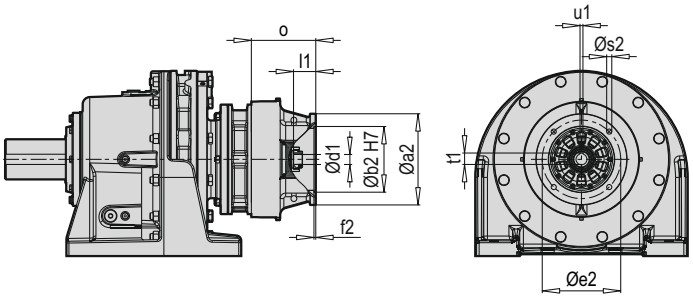

PCD 624-18 HW

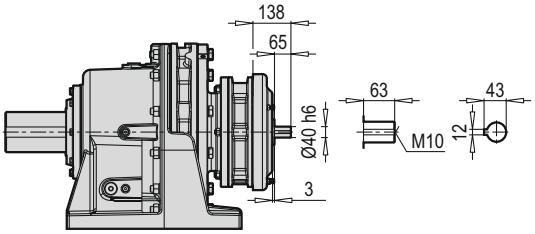

PCD 624-18 VC

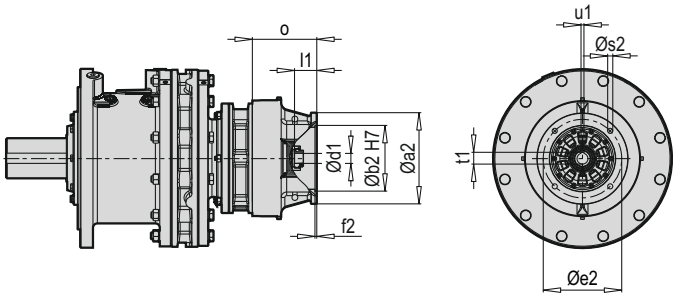

PCD 624-18 VW

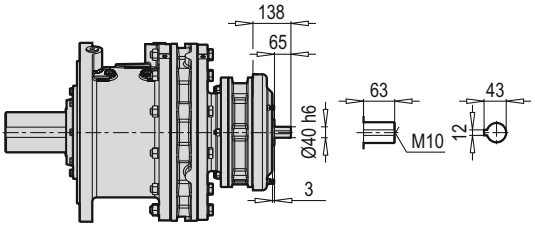

PCD 624-18 FC

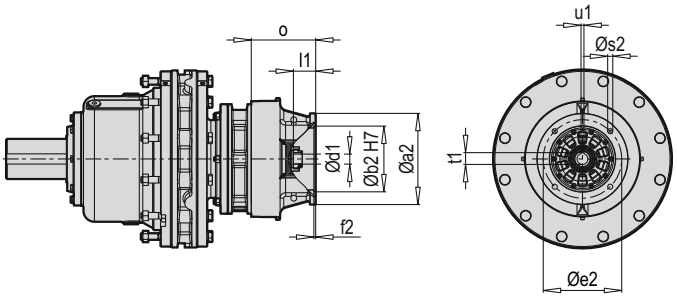

PCD 624-18 FW

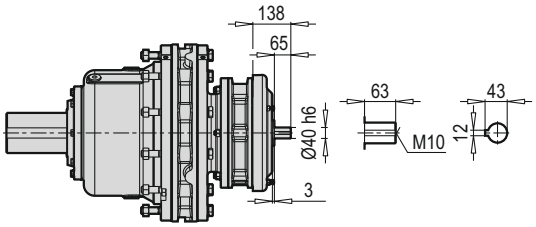

~ Kg			
PCD 624-18 W	H	V	F
	688	642	621

Tip / Type / Typ / Tipo / Type / Tipo	C B5	Øa2	Øb2	Øe2	f2	Øs2	Ød1	l1	t1	u1	o
	90	250	180	215	6	14	28	78	31.3	8	183
	112	250	180	215	6	14	28	78	31.3	8	183
	132	300	230	265	6	14	38	78	41.3	10	203
	160	350	250	300	6	18	42	109	45.3	12	238
	180	350	250	300	6	18	48	108.5	51.8	14	238
	200	400	300	350	6	18	55	99	59.8	16	238

~ Kg			
PCD 624-18 C B5	H	V	F
100	711	665	644
112	711	665	644
132	712	666	645
160	718	672	651
180	718	672	651
200	725	679	658

PCD 625-17 HXM

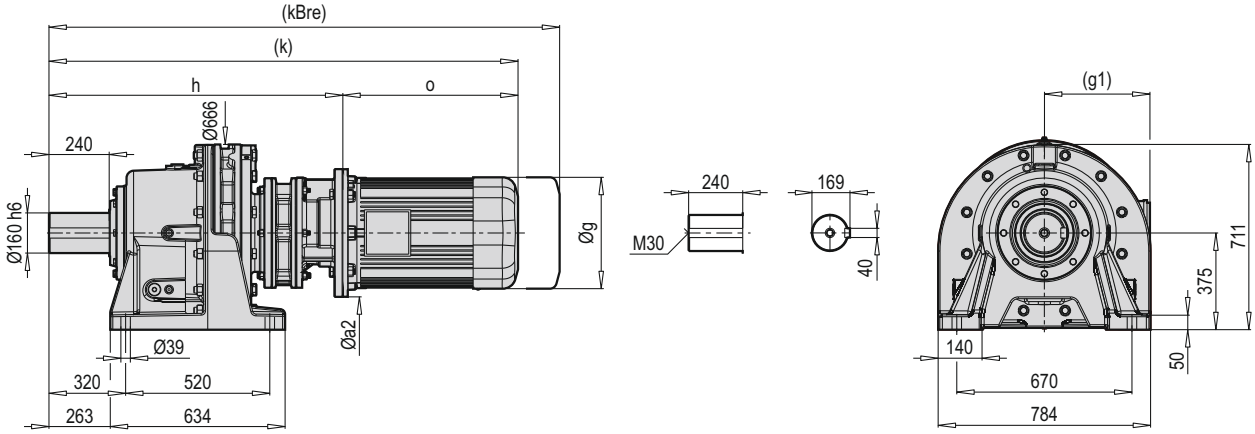

PCD 625-17 VXM

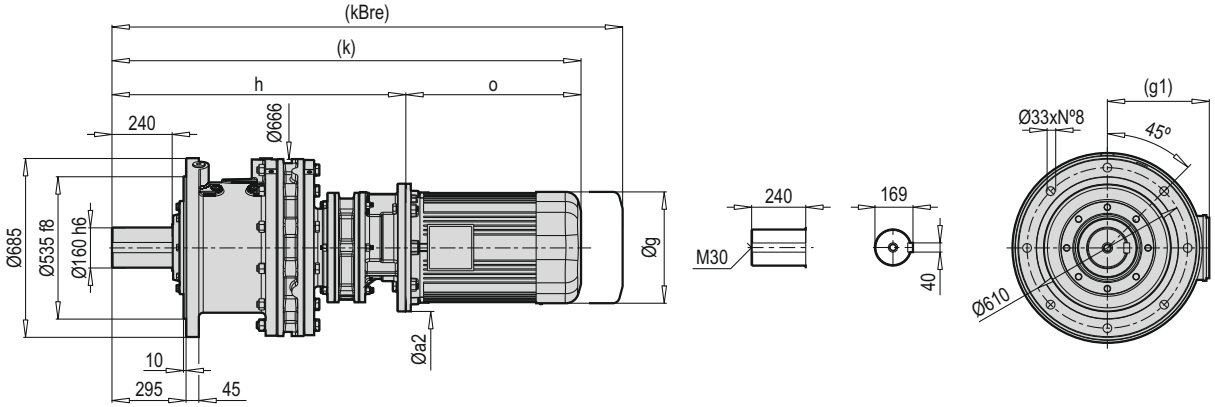

PCD 625-17 FXM

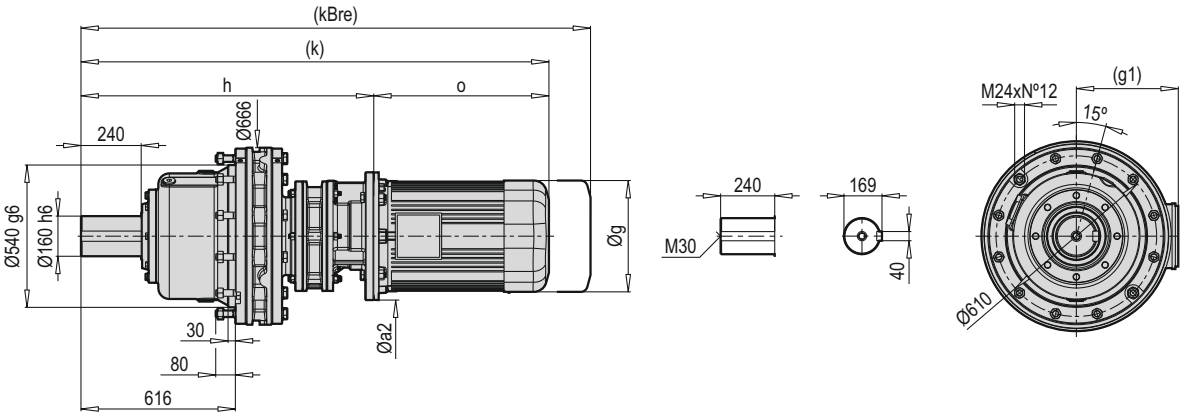

HXM VXM FXM	Øa2		g	g1	h		k		kBre		o	
	B5	B14			B5	B14	B5	B14	B5	B14	B5	B14
100	250	-	199	154.5	-	-	-	-	-	-	340	-
112	250	-	219	158.5	-	-	-	-	-	-	336	-
132	300	-	270	187	-	-	-	-	-	-	378	-
160	350	-	321	214	-	-	-	-	-	-	480	-
180	350	-	363	249	-	-	-	-	-	-	586	-

PCD 625-17 HCM

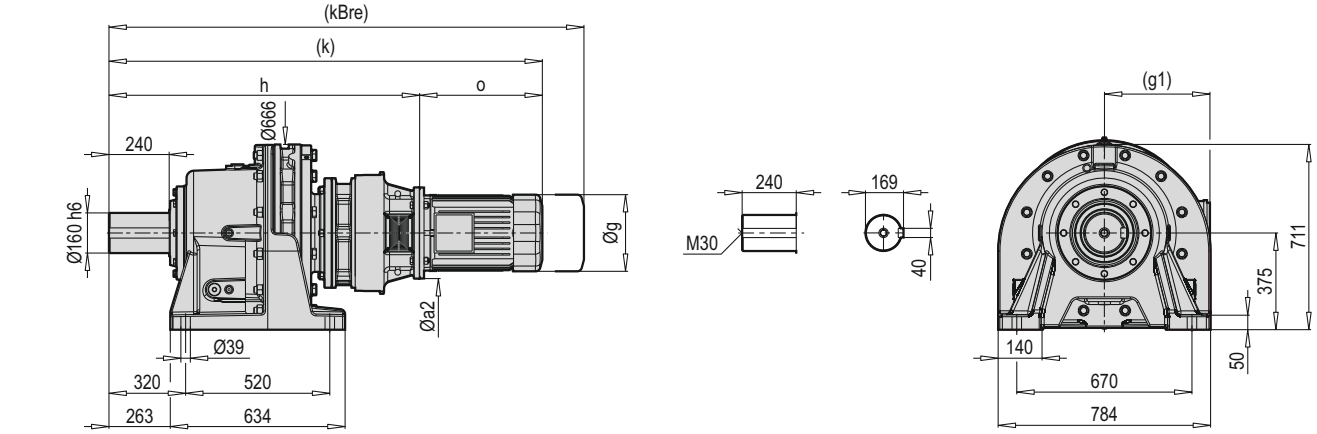

PCD 625-17 VCM

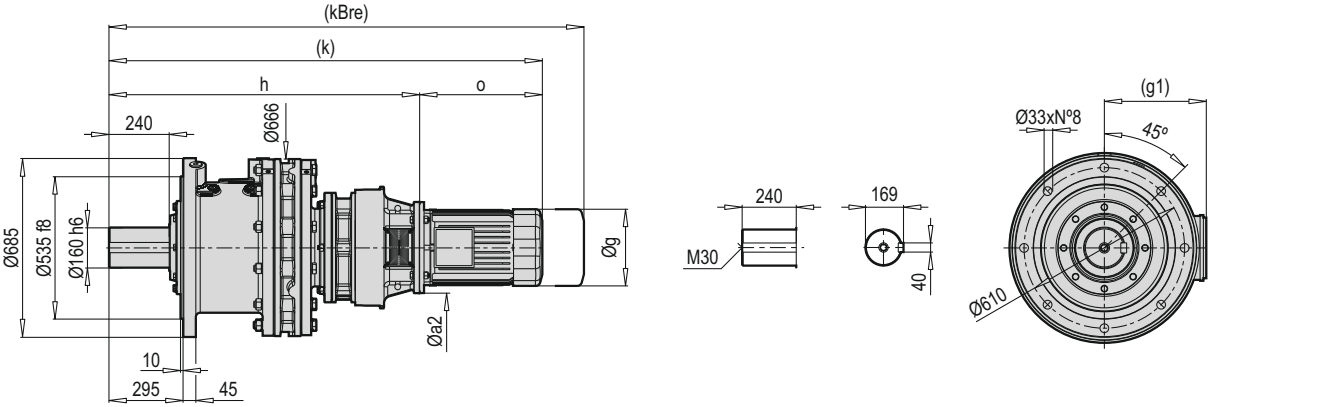

PCD 625-17 FCM

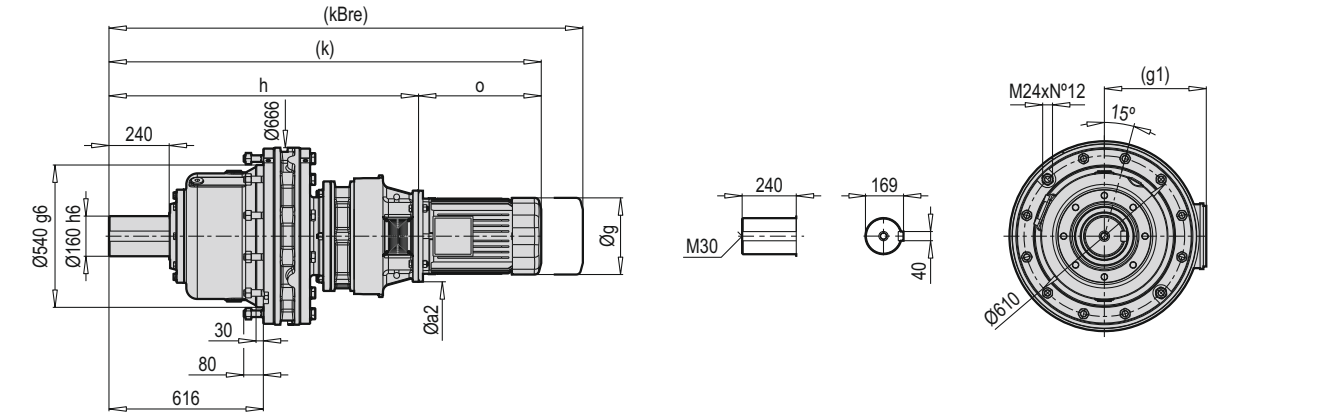

HCM VCM FCM	Øa2	g	g1	h	k	kBre	o
100	250	199	154.5	1145	1485	1568	340
112	250	219	158.5	1145	1821	1568	336
132	300	270	187	1165	1544	1685	379
160	350	321	214	1196	1676	1782	480
180	350	363	249	1196	1782	1900.5	586

PCD 625-17 HX

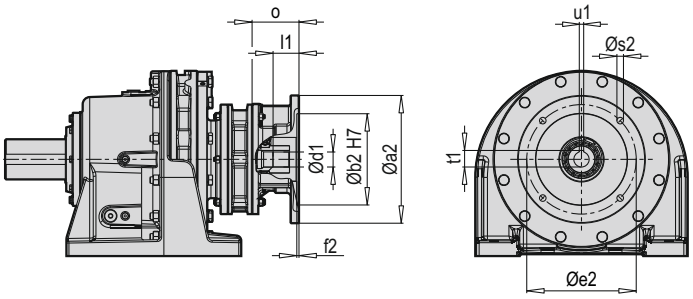

PCD 625-17 VX

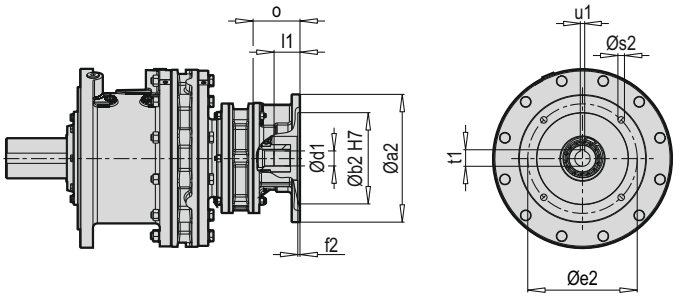

PCD 625-17 FX

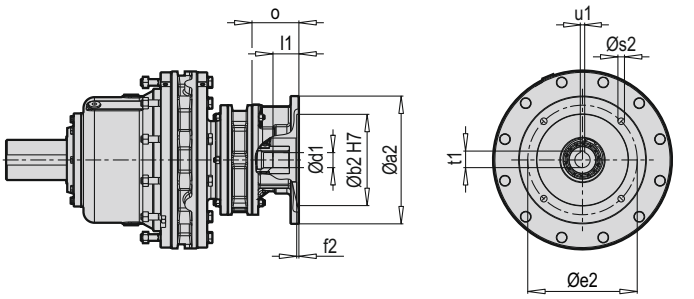

Tip / Type / Typ / Tipo / Type / Tipo	X B5	Øa2	Øb2	Øe2	f2	Øs2	Ød1	l1	t1	u1	o
PCD 625-17	100	-	-	-	-	-	-	-	-	-	-
	112	-	-	-	-	-	-	-	-	-	-
	132	-	-	-	-	-	-	-	-	-	-
	160	-	-	-	-	-	-	-	-	-	-
	180	-	-	-	-	-	-	-	-	-	-

~ Kg			
PCD 625-17 X B5	H	V	F
100	-	-	-
112	-	-	-
132	-	-	-
160	-	-	-
180	-	-	-

Tip / Type / Typ / Tipo / Type / Tipo	X B14	Øa2	Øb2	Øe2	f2	Øs2	Ød1	l1	t1	u1	o
PCD 625-17	100	-	-	-	-	-	-	-	-	-	-
	112	-	-	-	-	-	-	-	-	-	-
	132	-	-	-	-	-	-	-	-	-	-

~ Kg			
PCD 625-17 X B14	H	V	F
100	-	-	-
112	-	-	-
132	-	-	-

PCD 625-17 HC

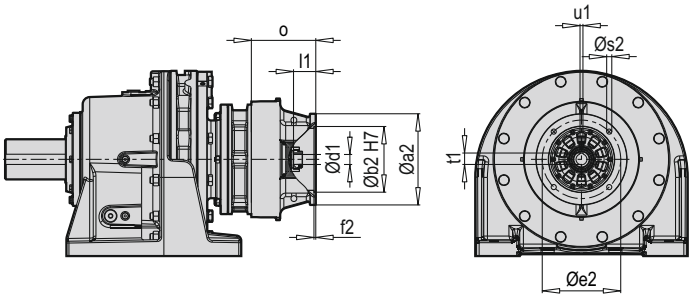

PCD 625-17 HW

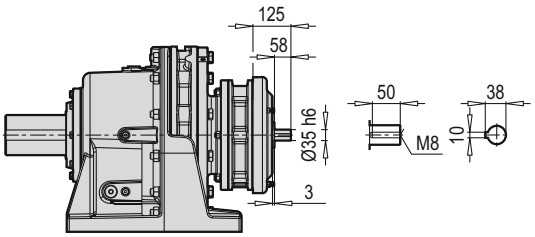

PCD 625-17 VC

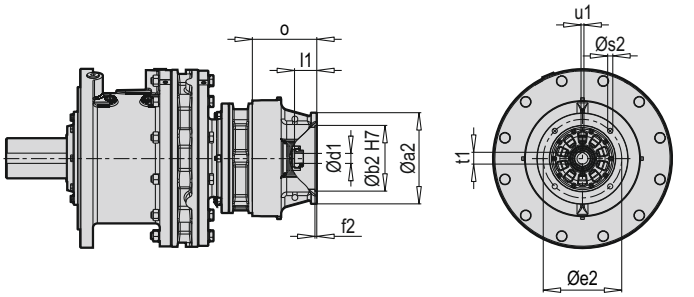

PCD 625-17 VW

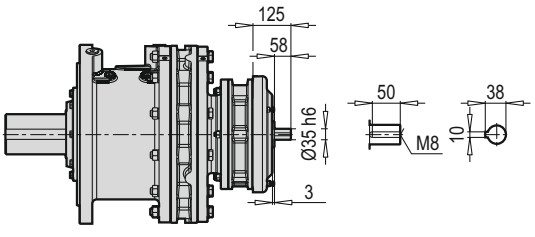

PCD 625-17 FC

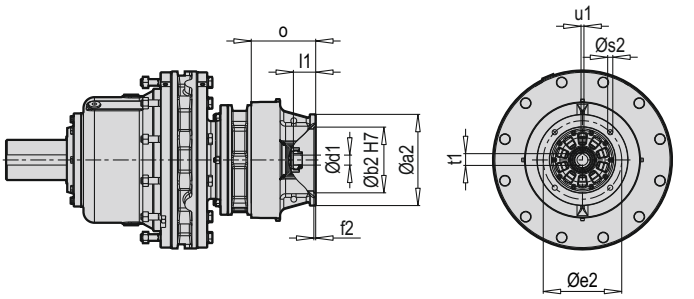

PCD 625-17 FW

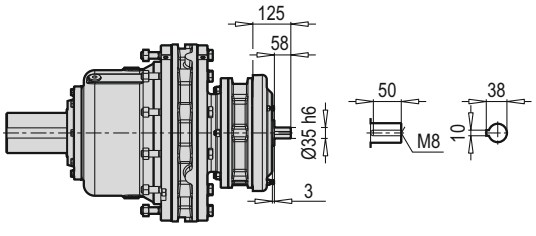

~ Kg			
PCD 625-17 W	H	V	F
	1012	920	855

Tip / Type / Typ / Tipo / Type / Tipo	C B5	Øa2	Øb2	Øe2	f2	Øs2	Ød1	l1	t1	u1	o
PCD 625-17	100	250	180	215	6	14	28	58	31.3	8	174
	112	250	180	215	6	14	28	58	31.3	8	174
	132	300	230	265	6	14	38	78	41.3	10	194
	160	350	250	300	6	18	42	101	45.3	12	225
	180	350	250	300	6	18	48	105.5	51.8	14	225

~ Kg			
PCD 625-17 C B5	H	V	F
100	1033	941	876
112	1033	941	876
132	1034.5	942.5	877.5
160	1042	950	885
180	1042	950	885

PCD 625-19 HXM

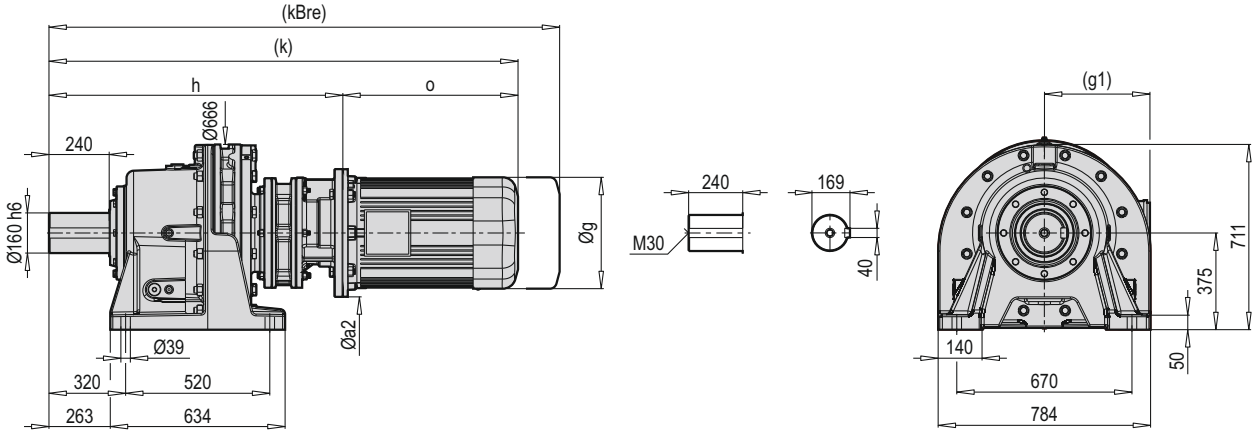

PCD 625-19 VXM

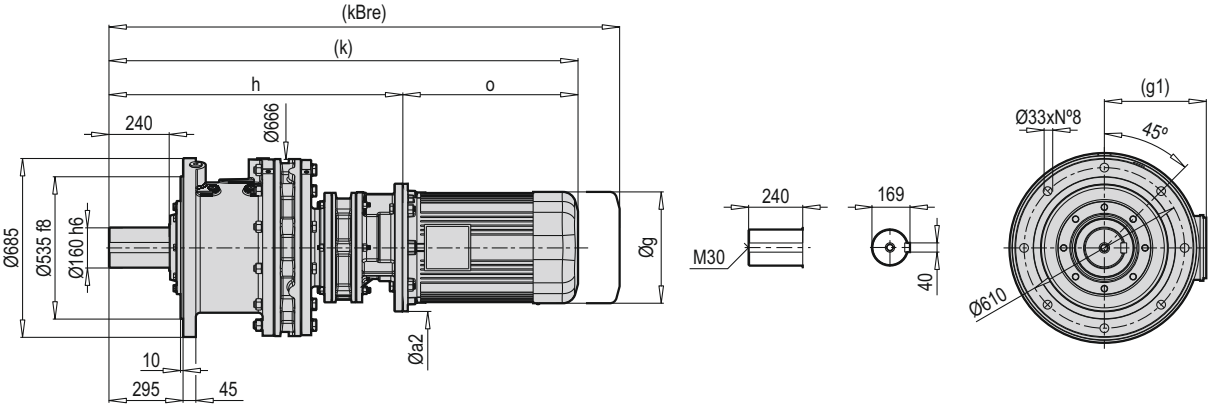

PCD 625-19 FXM

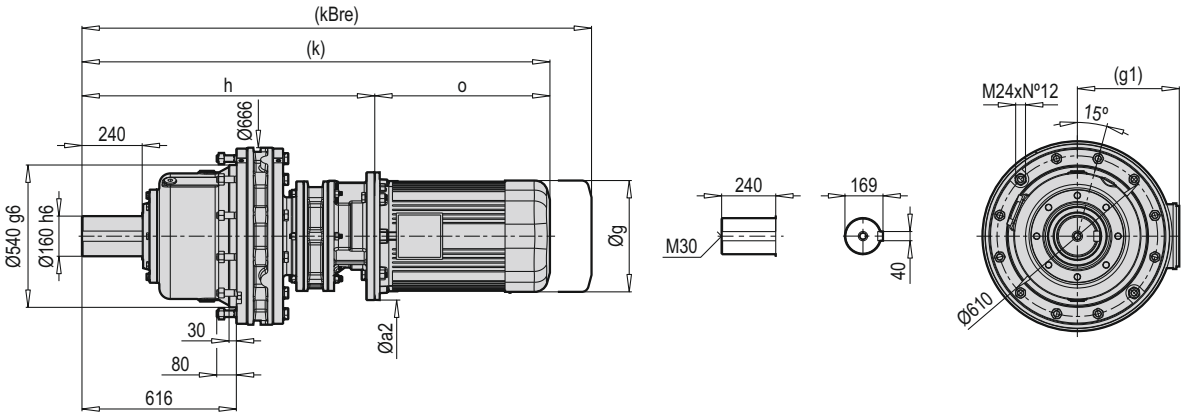

HXM VXM FXM	Øa2		g	g1	h		k		kBre		o	
	B5	B14			B5	B14	B5	B14	B5	B14	B5	B14
132	300	-	270	187	-	-	-	-	-	-	379	-
160	350	-	321	216	-	-	-	-	-	-	480	-
180	350	-	363	249	-	-	-	-	-	-	586	-
200	400	-	363	249	-	-	-	-	-	-	595.5	-
225	450	-	456	279	-	-	-	-	-	-	625	-

PCD 625-19 HCM

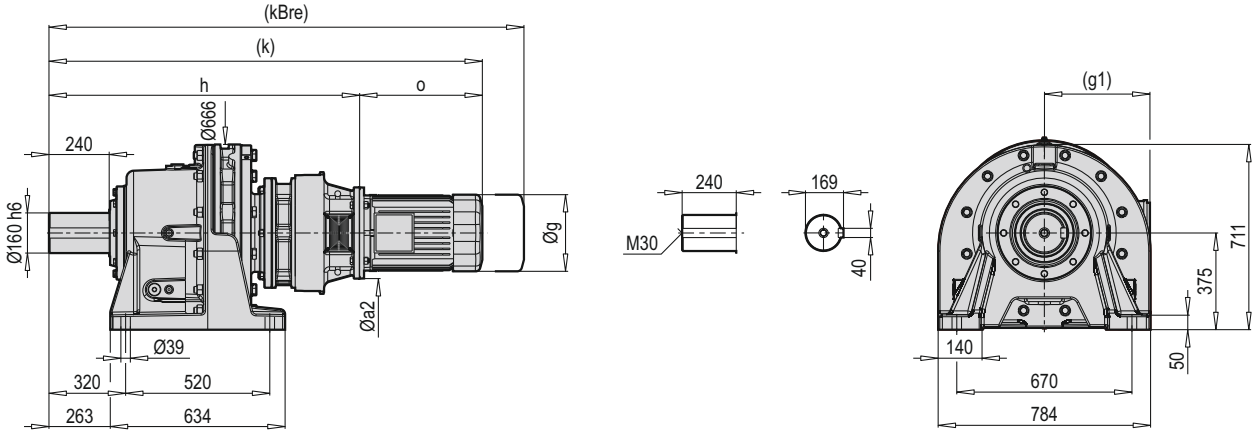

PCD 625-19 VCM

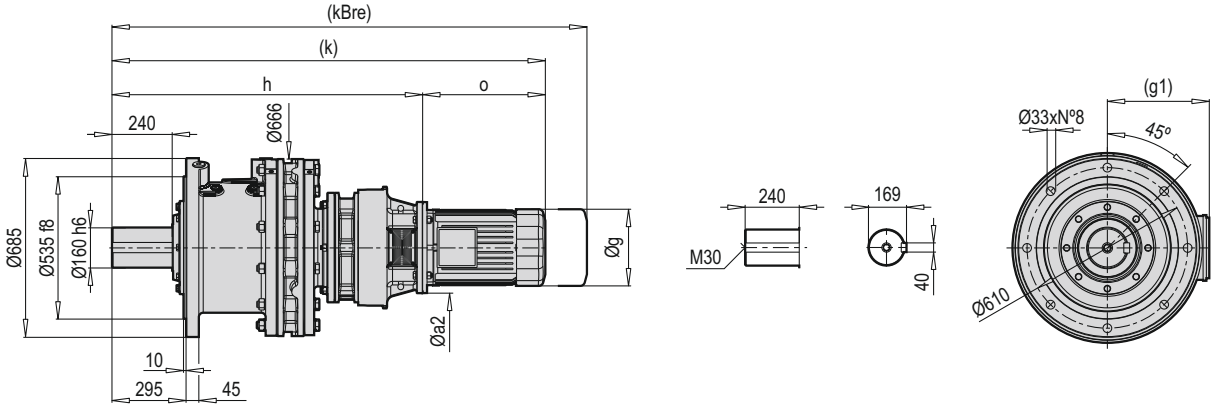

PCD 625-19 FCM

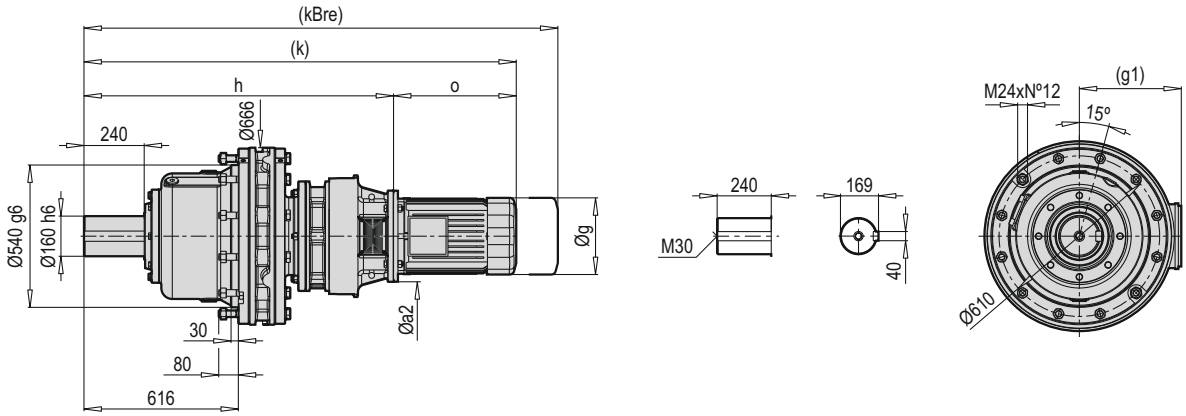

HCM VCM FCM	Øa2	g	g1	h	k	kBre	o
132	300	270	187	1219	1598	1739	379
160	350	321	216	1249.5	1729.5	1835.5	480
180	350	363	249	1249.5	1835.5	1954.5	586
200	400	363	249	1250.5	1846	1964.5	595.5
225	450	456	279	1284	1909	2045	625

PCD 625-19 HX

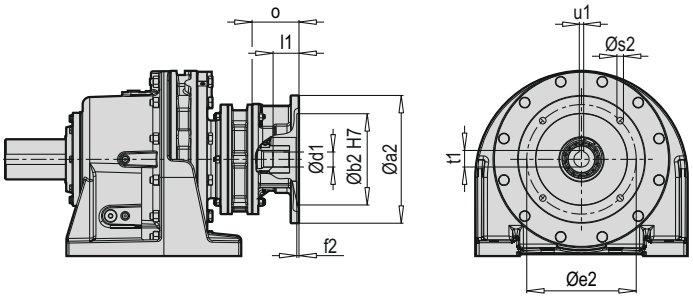

PCD 625-19 VX

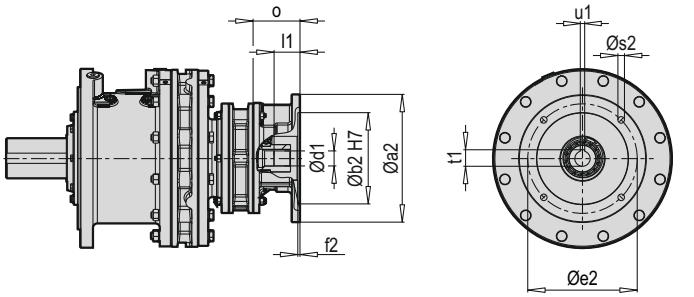

PCD 625-19 FX

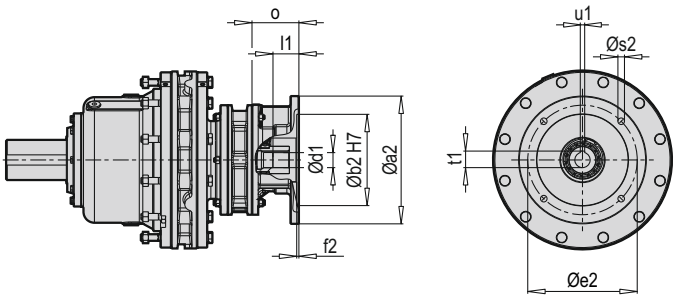

Tip / Type / Typ / Tipo / Type / Tipo	X B5	Øa2	Øb2	Øe2	f2	Øs2	Ød1	l1	t1	u1	o
PCD 625-19	132	-	-	-	-	-	-	-	-	-	-
	160	-	-	-	-	-	-	-	-	-	-
	180	-	-	-	-	-	-	-	-	-	-
	200	-	-	-	-	-	-	-	-	-	-

~ Kg			
PCD 625-19 X B5	H	V	F
132	-	-	-
160	-	-	-
180	-	-	-
200	-	-	-

Tip / Type / Typ / Tipo / Type / Tipo	X B14	Øa2	Øb2	Øe2	f2	Øs2	Ød1	l1	t1	u1	o
PCD 625-19	132	-	-	-	-	-	-	-	-	-	-

~ Kg			
PCD 625-19 X B14	H	V	F
132	-	-	-

PCD 625-19 HC

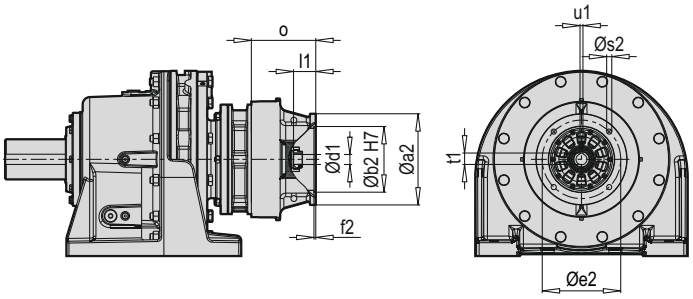

PCD 625-19 HW

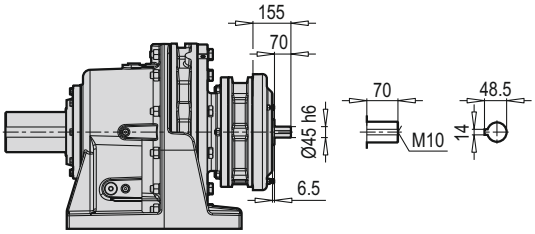

PCD 625-19 VC

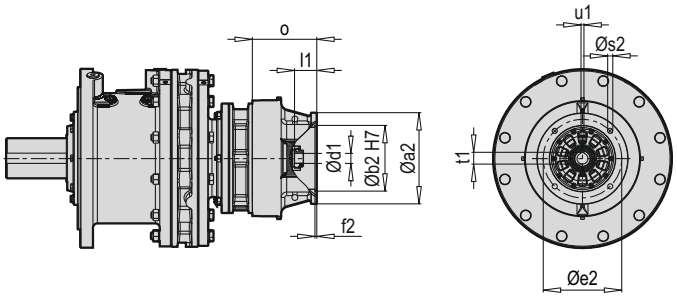

PCD 625-19 VW

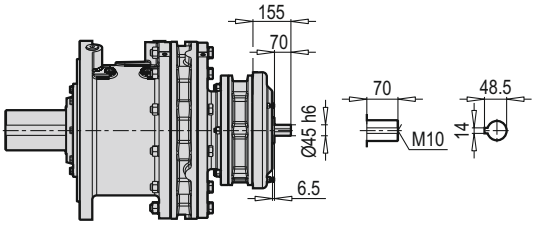

PCD 625-19 FC

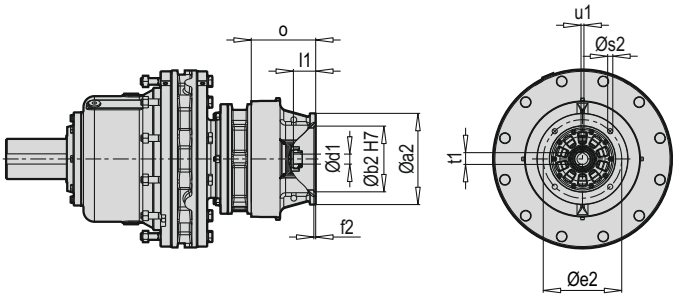

PCD 625-19 FW

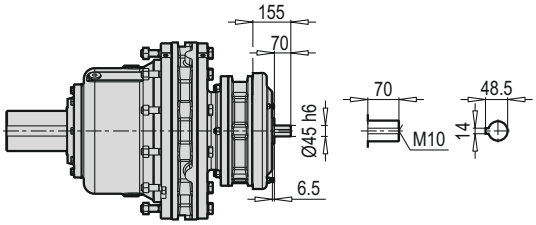

~ Kg			
PCD 625-19 W	H	V	F
	1087	995	930

Tip / Type / Typ / Tipo / Type / Tipo	C B5	Øa2	Øb2	Øe2	f2	Øs2	Ød1	l1	t1	u1	o
PCD 625-19	132	300	230	265	6	14	38	81	44.3	10	220
	160	350	250	300	6	18	42	110	45.3	12	250.5
	180	350	250	300	6	18	48	109.5	51.8	14	250.5
	200	400	300	350	6	18	55	102.5	59.3	16	251.5
	225	450	350	400	7	18	60	135.5	64.4	18	285

~ Kg			
PCD 625-19 C B5	H	V	F
132	1123	1031	966
160	1128	1036	971
180	1128	1036	971
200	1132	1040	975
225	1135	1043	978

PCD 626-19 HXM

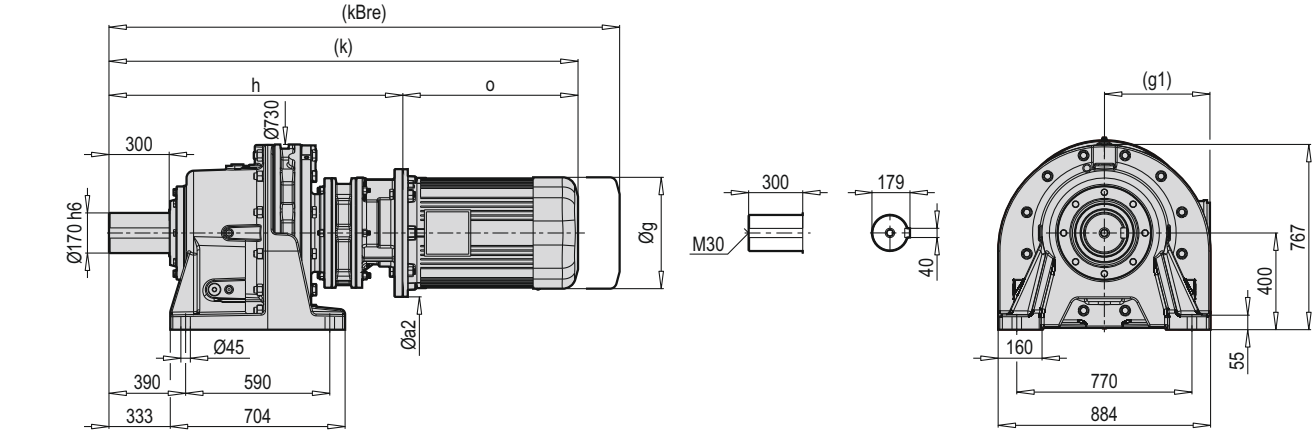

PCD 626-19 VXM

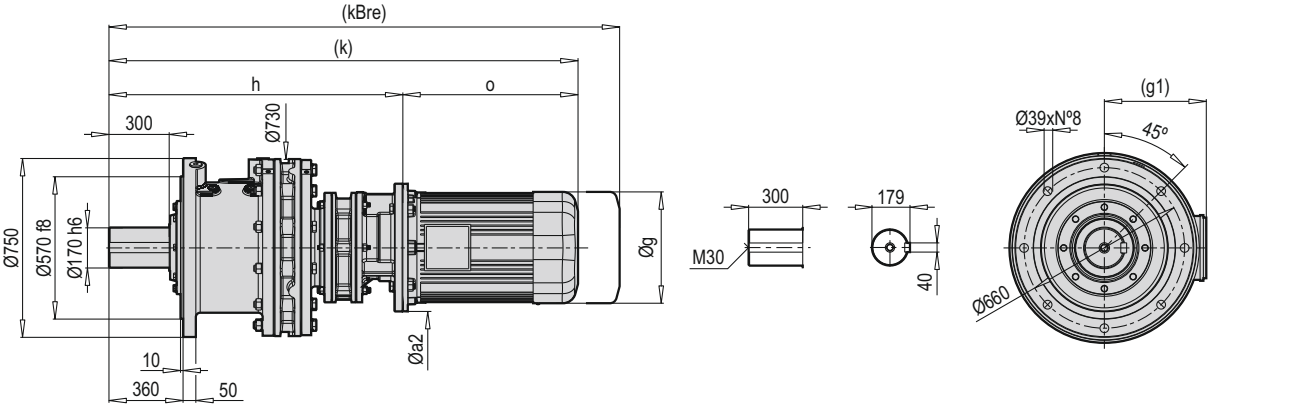

PCD 626-19 FXM

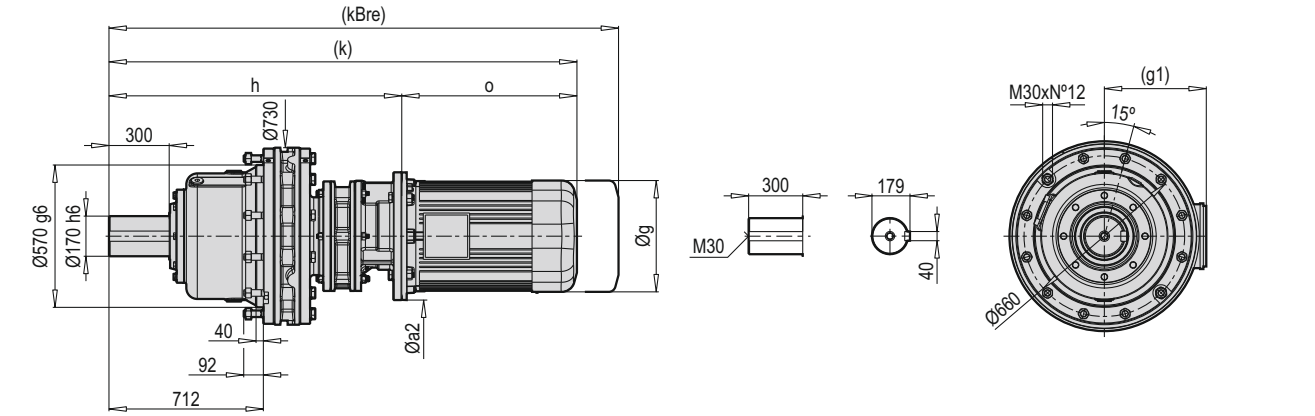

HXM VXM FXM	Øa2		g	g1	h		k		kBre		o	
	B5	B14			B5	B14	B5	B14	B5	B14	B5	B14
132	-	-	-	-	-	-	-	-	-	-	-	-
160	-	-	-	-	-	-	-	-	-	-	-	-
180	-	-	-	-	-	-	-	-	-	-	-	-
200	-	-	-	-	-	-	-	-	-	-	-	-
225	-	-	-	-	-	-	-	-	-	-	-	-

PCD 626-19 HCM

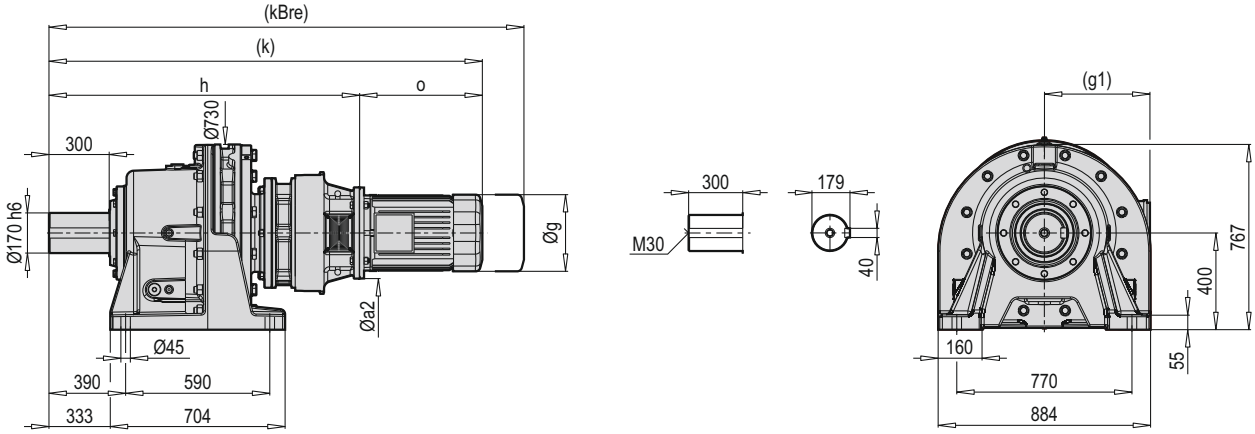

PCD 626-19 VCM

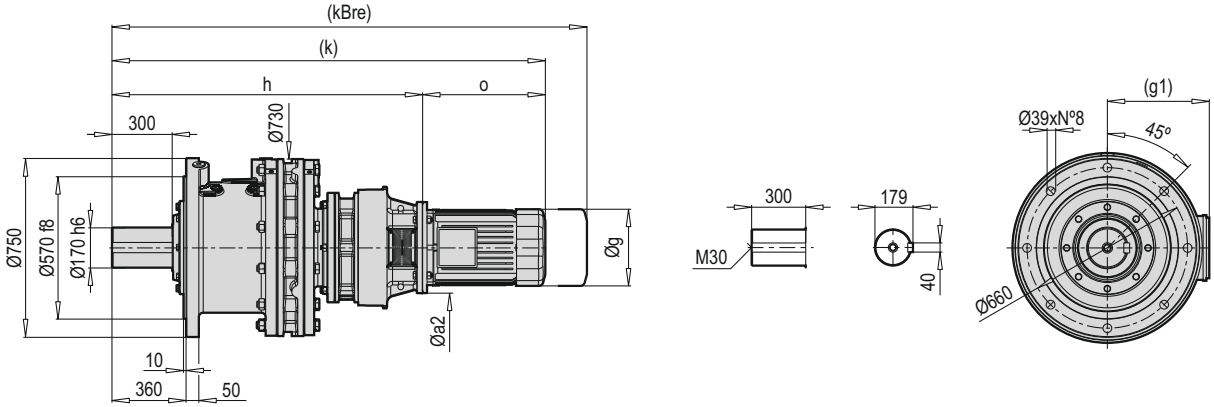

PCD 626-19 FCM

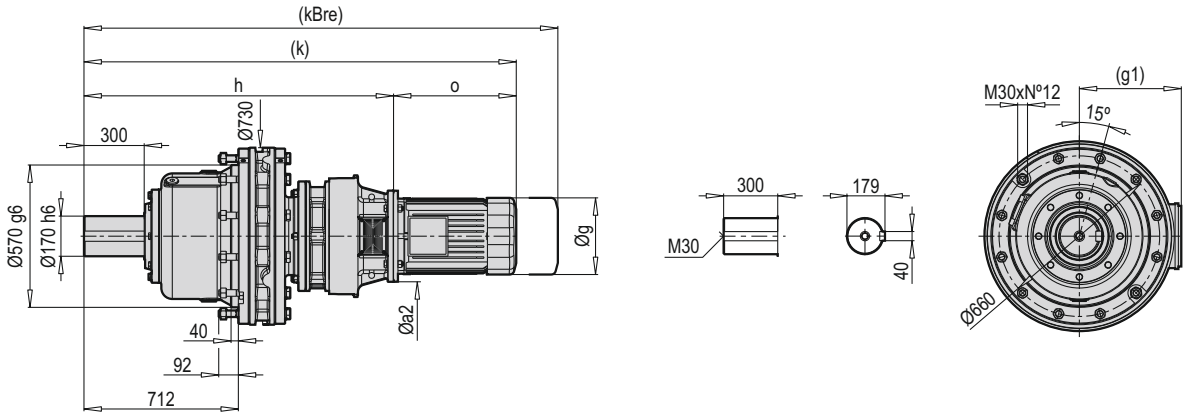

HCM VCM FCM	Øa2	g	g1	h	k	kBre	o
132	300	270	187	1329	1708	1849	379
160	350	321	214	1359.5	1839.5	1945.5	480
180	350	363	249	1359.5	1945.5	2064	586
200	400	363	249	1360.5	1956	2074.5	595.5
225	450	456	279	1394	2019	2155	625

PCD 626-19 HX

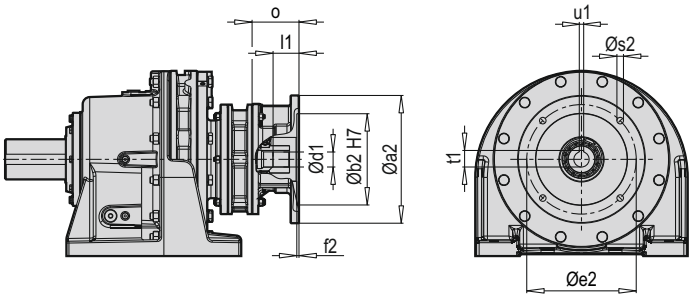

PCD 626-19 VX

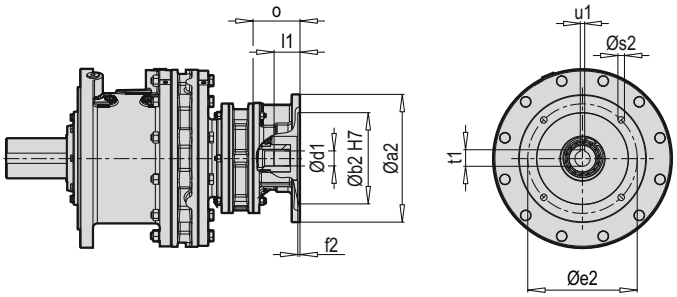

PCD 626-19 FX

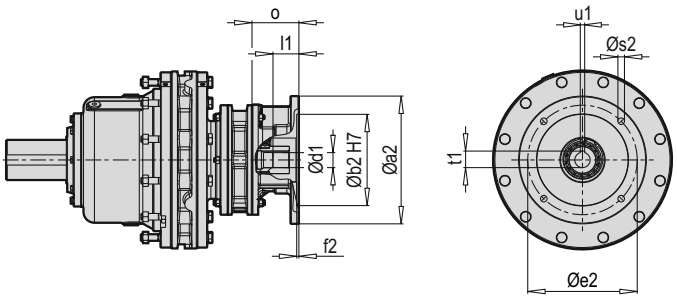

Tip / Type / Typ / Tipo / Type / Tipo	X B5	Øa2	Øb2	Øe2	f2	Øs2	Ød1	l1	t1	u1	o
PCD 626-19	132	-	-	-	-	-	-	-	-	-	-
	160	-	-	-	-	-	-	-	-	-	-
	180	-	-	-	-	-	-	-	-	-	-
	200	-	-	-	-	-	-	-	-	-	-

~ Kg			
PCD 626-19 X B5	H	V	F
132	-	-	-
160	-	-	-
180	-	-	-
200	-	-	-

Tip / Type / Typ / Tipo / Type / Tipo	X B14	Øa2	Øb2	Øe2	f2	Øs2	Ød1	l1	t1	u1	o
PCD 626-19	132	-	-	-	-	-	-	-	-	-	-

~ Kg			
PCD 626-19 X B14	H	V	F
132	-	-	-

PCD 626-19 HC

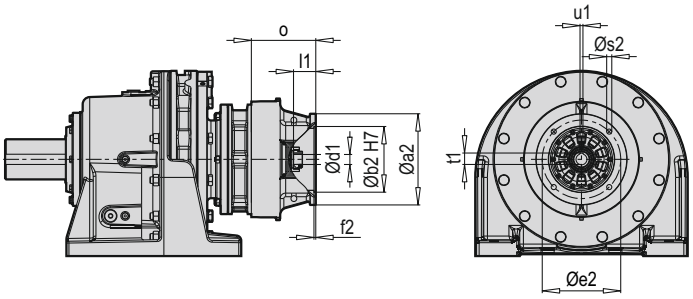

PCD 626-19 HW

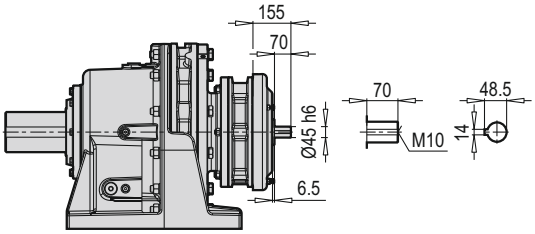

PCD 626-19 VC

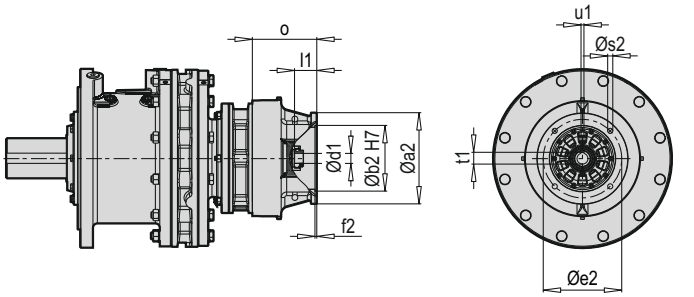

PCD 626-19 VW

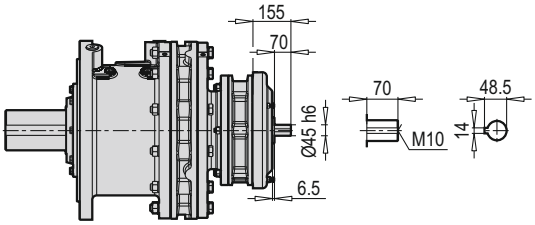

PCD 626-19 FC

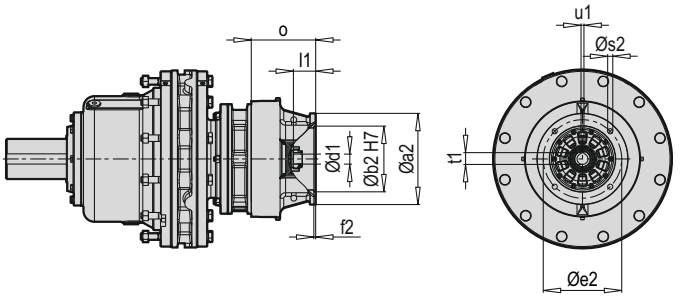

PCD 626-19 FW

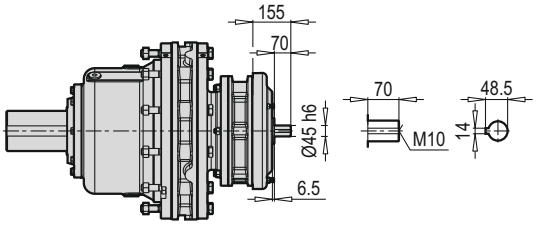

~ Kg			
PCD 626-19 W	H	V	F
	1343	1278	1175

Tip / Type / Typ / Tipo / Type / Tipo	C B5	Øa2	Øb2	Øe2	f2	Øs2	Ød1	l1	t1	u1	o
PCD 626-19	132	300	230	265	6	14	38	81	44.3	10	220
	160	350	250	300	6	18	42	110	45.3	12	250.5
	180	350	250	300	6	18	48	109.5	51.8	14	250.5
	200	400	300	350	6	18	55	102.5	59.3	16	251.5
	225	450	350	400	7	18	60	135.5	64.4	18	285

~ Kg			
PCD 626-19 C B5	H	V	F
132	1379	1314	1211
160	1384	1319	1216
180	1384	1319	1216
200	1388	1323	1220
225	1391	1326	1223

PCD 627-19 HXM

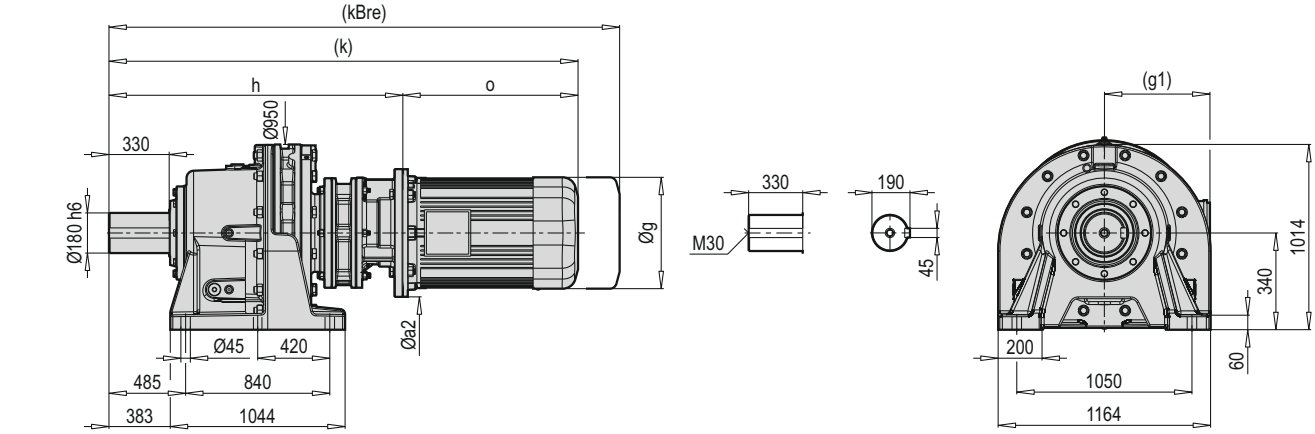

PCD 627-19 VXM

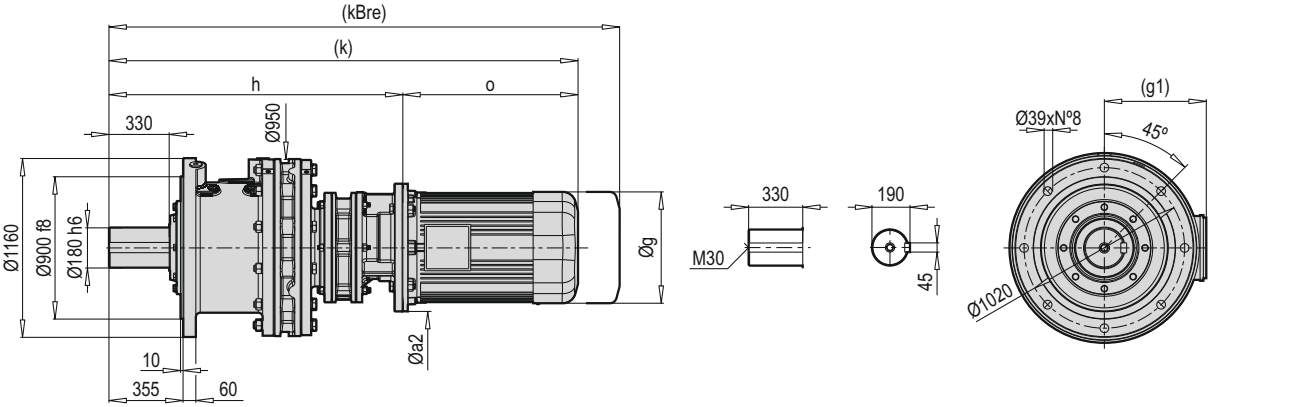

PCD 627-19 FXM

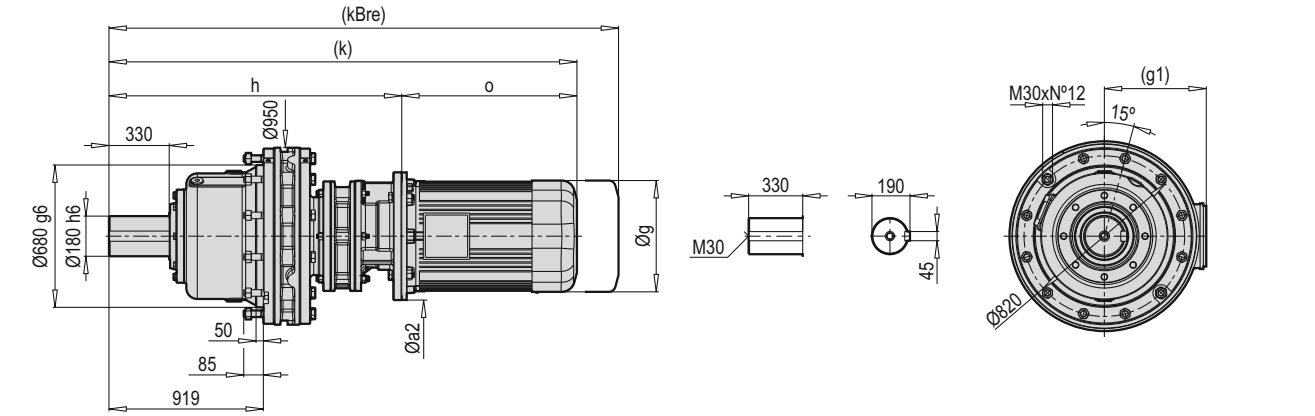

HXM VXM FXM	Øa2		g	g1	h		k		kBre		o	
	B5	B14			B5	B14	B5	B14	B5	B14	B5	B14
132	300	-	270	187	-	-	-	-	-	-	379	-
160	350	-	321	214	-	-	-	-	-	-	480	-
180	350	-	363	249	-	-	-	-	-	-	586	-
200	400	-	363	249	-	-	-	-	-	-	595.5	-
225	450	-	456	279	-	-	-	-	-	-	625	-

PCD 627-19 HCM

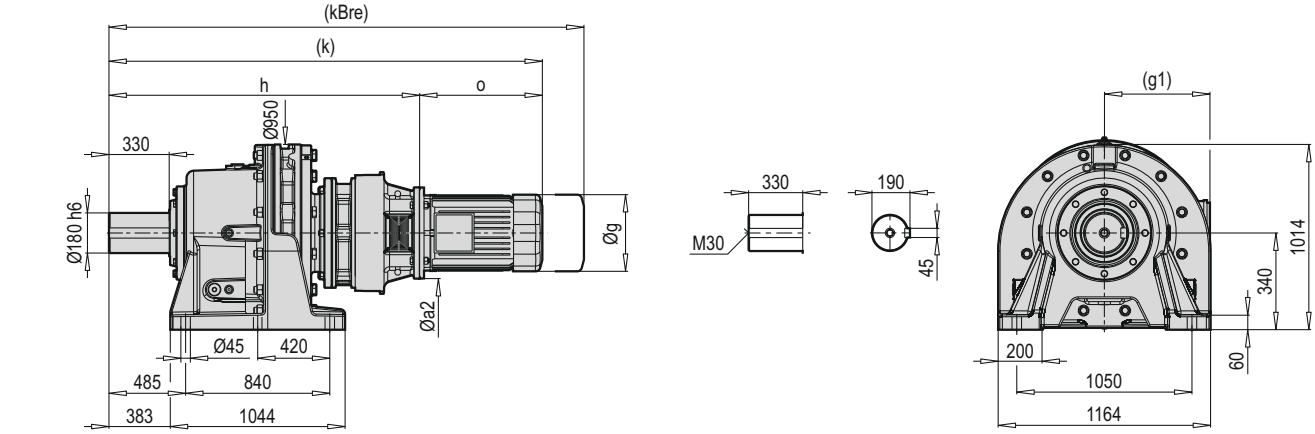

PCD 627-19 VCM

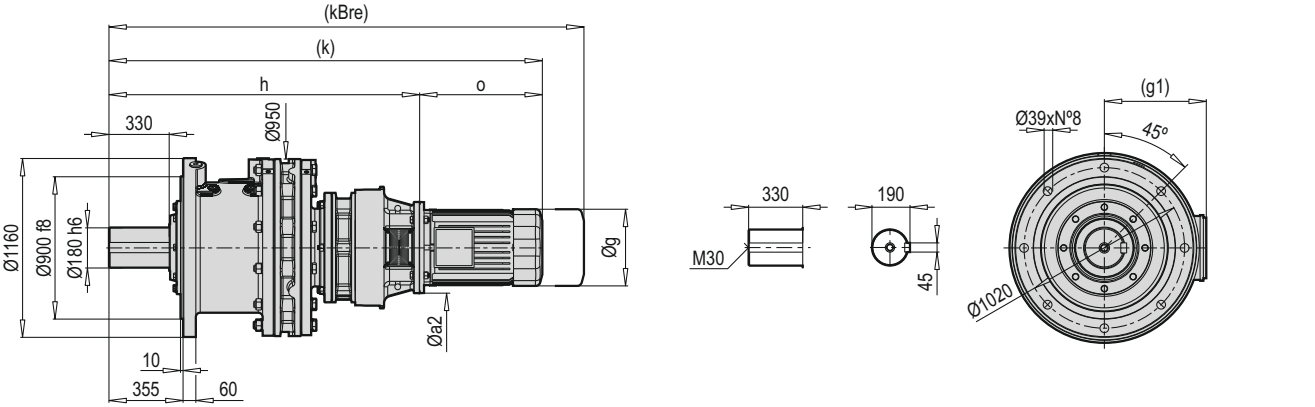

PCD 627-19 FCM

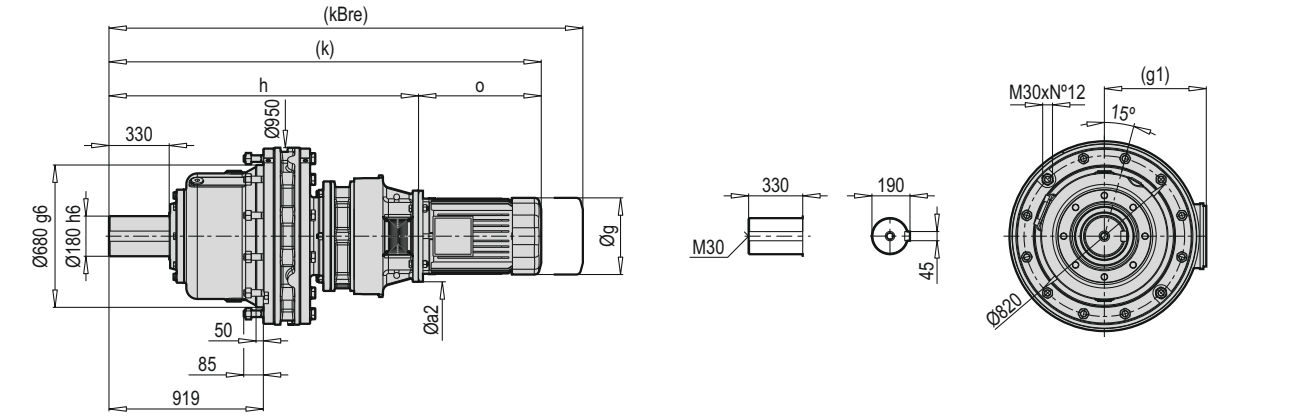

HCM VCM FCM	Øa2	g	g1	h	k	kBre	o
132	300	270	187	1590	1969	2110	379
160	350	321	214	1620.5	2100.5	2206.5	480
180	350	363	249	1620.5	2206.5	2206.5	586
200	400	363	249	1621.5	2217	2326	595.5
225	450	456	279	1655	2280	2416	625

PCD 627-19 HX

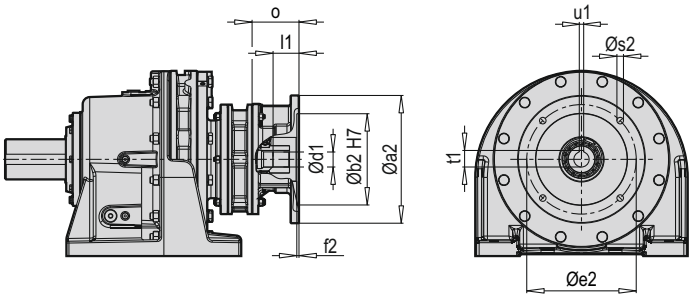

PCD 627-19 VX

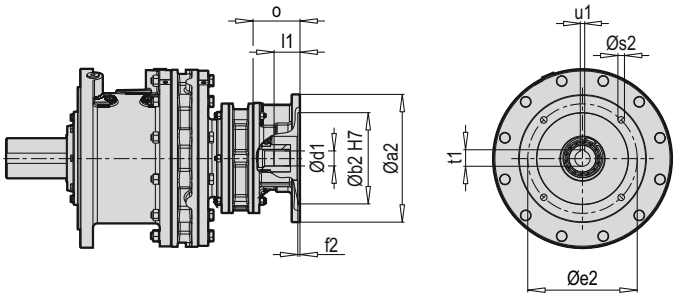

PCD 627-19 FX

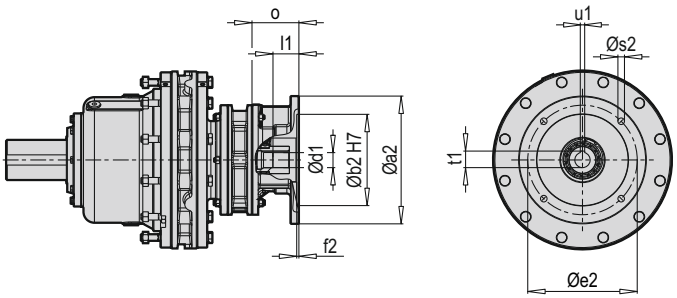

Tip / Type / Typ / Tipo / Type / Tipo	X B5	Øa2	Øb2	Øe2	f2	Øs2	Ød1	l1	t1	u1	o
PCD 627-19	132	-	-	-	-	-	-	-	-	-	-
	160	-	-	-	-	-	-	-	-	-	-
	180	-	-	-	-	-	-	-	-	-	-
	200	-	-	-	-	-	-	-	-	-	-

~ Kg			
PCD 627-19 X B5	H	V	F
132	-	-	-
160	-	-	-
180	-	-	-
200	-	-	-

Tip / Type / Typ / Tipo / Type / Tipo	X B14	Øa2	Øb2	Øe2	f2	Øs2	Ød1	l1	t1	u1	o
PCD 627-19	132	-	-	-	-	-	-	-	-	-	-

~ Kg			
PCD 627-19 X B14	H	V	F
132	-	-	-

PCD 627-19 HC

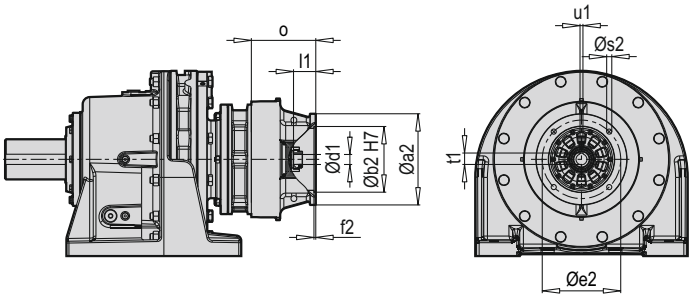

PCD 627-19 HW

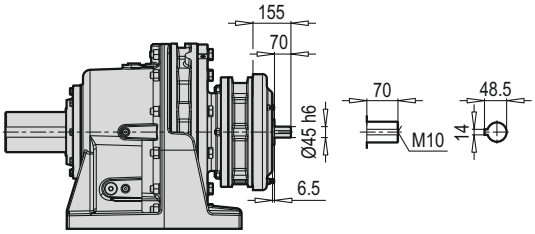

PCD 627-19 VC

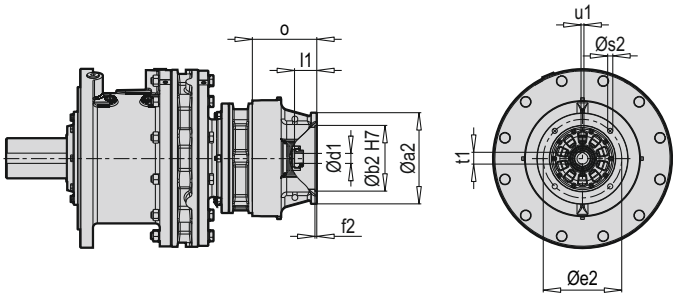

PCD 627-19 VW

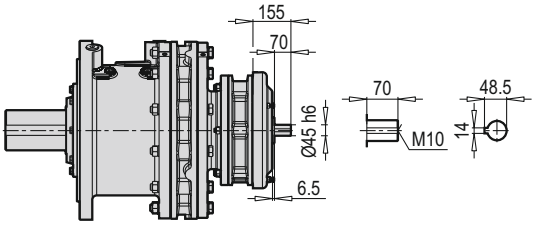

PCD 627-19 FC

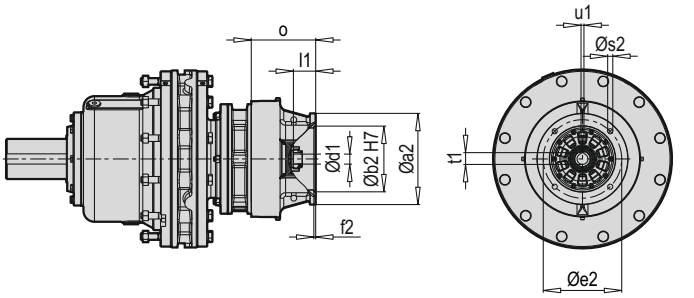

PCD 627-19 FW

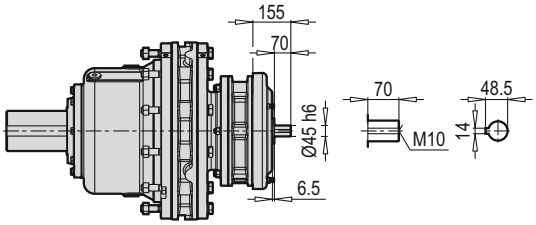

~ Kg			
PCD 627-19 W	H	V	F
	2483	2611	2300

Tip / Type / Typ / Tipo / Type / Tipo	C B5	Øa2	Øb2	Øe2	f2	Øs2	Ød1	l1	t1	u1	o
PCD 627-19	132	300	230	265	6	14	38	81	41.3	10	220
	160	350	250	300	6	18	42	110	45.3	12	250.5
	180	350	250	300	6	18	48	109.5	51.8	14	250.5
	200	400	300	350	6	18	55	102.5	59.3	16	251.5
	225	450	350	400	7	18	60	135.5	64.4	18	285

~ Kg			
PCD 627-19 C B5	H	V	F
132	2519	2647	2336
160	2524	2652	2341
180	2524	2652	2341
200	2528	2656	2345
225	2531	2659	2348



X - C - W Adaptörü Seçim Tabloları

Selection Tables of X - C - W Adapters

Auswahltabelle von X - C - W Adapters

Tabella si Selezione di X - C - W Adattatore

Tableau de Sélection du X - C - W Adaptateur

Tabla de Selección de X - C - W Adaptador







PCD

TR X - C - W ADAPTÖRÜ SEÇİM TABLOLARI

Tek Kademeli redüktörler, i = 6 ila 119
Çift Kademeli redüktörler, i = 104 ila 731

Seçim tabloları, servis faktörü fB1 ve günlük uniform yükte 8 saatlik çalışma baz alınarak hazırlanmıştır.

n1 = Giriş hızı [min-1]
i = Tahvil oranı
n2 = Çıkış hızı [min-1]
P1 = izin verilen giriş gücü [kW]
M2 = izin verilen çıkış torku [Nm]
FR2 = çıkış mili ucunun ortasına uygulanan izin verilen radyal yük [N]

EN SELECTION TABLES OF X - C - W ADAPTERS

Single reduction speed reducers, i = 6 to 119
Double reduction speed reducers, i = 104 to 731

Selection tables are prepared based on service factor fB1 and 8 hours of operation at daily uniform load.

n1 = input speed [min-1]
i = reduction ratio
n2 = output speed [min-1]
P1 = allowable input power [kW]
M2 = allowable output torque [Nm]
FR2 = allowable radial load [N] applied to mid of slow speed shaft end

DE AUSWAHLTABELLE VON X - C - W ADAPTERS

Einstufige Getriebe, i = 6 bis 119
Zweistufige Getriebe, i = 104 bis 731

Auswahltabellen werden basierend auf dem Betriebsfaktor fB1 und 8 Betriebsstunden bei täglicher gleichmäßiger Belastung erstellt.

n1 = Antriebsdrehzahl [min-1]
i = Übersetzung
n2 = Abtriebsdrehzahl [min-1]
P1 = zulässige Antriebsleistung [kW]
M2 = zul. Abtriebsdrehmoment [Nm]
FR2 = zul. Radialkraft [N] auf Mitte Abtriebswellenende

IT TABELLA SI SELEZIONE DI X - C - W ADATTATORE

Riduttori a 1 stadio, i = da 6 a 119
Riduttori a 2 stadi, i = 104 a 731

Le tabelle di selezione vengono create in base al fattore di servizio fB1 e 8 ore di funzionamento con un carico giornaliero uniforme.

n1 = Velocità di ingresso [min-1]
i = Rapporto di riduzione
n2 = Velocità di uscita [min-1]
P1 = potenza motrice consentita [kW]
M2 = coppia di uscita consentita [Nm]
FR2 = forza radiale ammissibile [N] al centro dell'estremità dell'albero di uscita

FR TABLEAU DE SÉLECTION DU X - C - W ADAPTATEUR

Réducteurs à 1 étage, i = 6 à 119
Réducteurs à 2 étage, i = 104 à 731

Les tableaux de sélection sont basés sur le facteur de service fB1 et 8 heures de fonctionnement à charge uniforme quotidienne.

n1 = Vitesse d'entrée [min-1]
i = Rapport de réduction
n2 = Vitesse de sortie [min-1]
P1 = puissance d'entrée admiss. [kW]
M2 = couple de sortie admissible [Nm]
FR2 = charge radiale admissible [N] au milieu du bout d'arbre de sortie

ES TABLA DE SELECCIÓN DE X - C - W ADAPTADOR

Reductores de una etapa, i = 6 a 119
Cajas de cambios de 2 etapas, i = 104 a 731

Las tablas de selección se crean con base en el factor de servicio fB1 y 8 horas de operación con una carga uniforme diaria.

n1 = Velocidad de entrada [min-1]
i = Relación de de reducción
n2 = Velocidad de salida [min-1]
P1 = potencia de accionamiento admisible [kW]
M2 = par de salida permitido [Nm]
FR2 = fuerza radial admisible [N] en el centro del extremo del eje de salida

Tip / Type / Typ / Tipo / Type / Tipo	i_{ges}	n_1 = 500 min^{-1}				n_1 = 750 min^{-1}				n_1 = 900 min^{-1}				n_1 = 1400 min^{-1}				n_1 = 2800 min^{-1}			
		n_2	P_1	M_2	F_{R2}	n_2	P_1	M_2	F_{R2}	n_2	P_1	M_2	F_{R2}	n_2	P_1	M_2	F_{R2}	n_2	P_1	M_2	F_{R2}
607	6	-	-	-	-	-	-	-	-	-	-	-	-	-	-	-	-	-	-	-	-
	8	-	-	-	-	-	-	-	-	-	-	-	-	-	-	-	-	-	-	-	-
	11	45.5	0.12	23	1160	68.2	0.15	19	1160	81.8	0.19	20	1110	127.3	0.25	17	970	254.5	0.25	9	770
	13	38.5	0.11	25	1160	57.7	0.15	23	1160	69.2	0.19	24	1160	107.7	0.25	20	1030	215.4	0.25	10	820
	15	33.3	0.10	26	1160	50.0	0.14	25	1160	60.0	0.19	28	1160	93.3	0.25	24	1080	186.7	0.25	12	860
	17	29.4	0.08	24	1160	44.1	0.13	26	1160	52.9	0.17	28	1160	82.4	0.25	27	1120	164.7	0.25	13	890
	21	23.8	0.07	26	1160	35.7	0.10	25	1160	42.9	0.14	29	1160	66.7	0.21	28	1160	133.3	0.21	14	960
	25	20.0	0.06	26	1160	30.0	0.09	26	1160	36.0	0.11	27	1160	56.0	0.15	24	1160	112.0	0.15	12	1010
	29	17.2	0.05	25	1160	25.9	0.07	24	1160	31.0	0.10	28	1160	48.3	0.14	25	1160	96.6	0.14	13	1060
	35	14.3	0.04	25	1160	21.4	0.06	25	1160	25.7	0.08	27	1160	40.0	0.12	26	1160	80.0	0.12	13	1130
	43	11.6	0.03	23	1160	17.4	0.05	25	1160	20.9	0.07	29	1160	32.6	0.10	27	1160	65.1	0.10	13	1160
	51	-	-	-	-	-	-	-	-	-	-	-	-	-	-	-	-	-	-	-	-
	59	-	-	-	-	-	-	-	-	-	-	-	-	-	-	-	-	-	-	-	-
	71	-	-	-	-	-	-	-	-	-	-	-	-	-	-	-	-	-	-	-	-
	87	-	-	-	-	-	-	-	-	-	-	-	-	-	-	-	-	-	-	-	-
	119	-	-	-	-	-	-	-	-	-	-	-	-	-	-	-	-	-	-	-	-

mm

166-167

Tip / Type / Typ / Tipo / Type / Tipo	i_{ges}	n_1 = 500 min^{-1}				n_1 = 750 min^{-1}				n_1 = 900 min^{-1}				n_1 = 1400 min^{-1}				n_1 = 2800 min^{-1}			
		n_2	P_1	M_2	F_{R2}	n_2	P_1	M_2	F_{R2}	n_2	P_1	M_2	F_{R2}	n_2	P_1	M_2	F_{R2}	n_2	P_1	M_2	F_{R2}
607	6	-	-	-	-	-	-	-	-	-	-	-	-	-	-	-	-	-	-	-	-
	8	-	-	-	-	-	-	-	-	-	-	-	-	-	-	-	-	-	-	-	-
	11	45.5	0.12	23	1160	68.2	0.15	19	1160	81.8	0.19	20	1110	127.3	0.25	17	970	254.5	0.25	9	770
	13	38.5	0.11	25	1160	57.7	0.15	23	1160	69.2	0.19	24	1160	107.7	0.25	20	1030	215.4	0.25	10	820
	15	33.3	0.10	26	1160	50.0	0.14	25	1160	60.0	0.19	28	1160	93.3	0.25	24	1080	186.7	0.25	12	860
	17	29.4	0.08	24	1160	44.1	0.13	26	1160	52.9	0.17	28	1160	82.4	0.25	27	1120	164.7	0.25	13	890
	21	23.8	0.07	26	1160	35.7	0.10	25	1160	42.9	0.14	29	1160	66.7	0.21	28	1160	133.3	0.21	14	960
	25	20.0	0.06	26	1160	30.0	0.09	26	1160	36.0	0.11	27	1160	56.0	0.15	24	1160	112.0	0.15	12	1010
	29	17.2	0.05	25	1160	25.9	0.07	24	1160	31.0	0.10	28	1160	48.3	0.14	25	1160	96.6	0.14	13	1060
	35	14.3	0.04	25	1160	21.4	0.06	25	1160	25.7	0.08	27	1160	40.0	0.12	26	1160	80.0	0.12	13	1130
	43	11.6	0.03	23	1160	17.4	0.05	25	1160	20.9	0.07	29	1160	32.6	0.10	27	1160	65.1	0.10	13	1160
	51	-	-	-	-	-	-	-	-	-	-	-	-	-	-	-	-	-	-	-	-
	59	-	-	-	-	-	-	-	-	-	-	-	-	-	-	-	-	-	-	-	-
	71	-	-	-	-	-	-	-	-	-	-	-	-	-	-	-	-	-	-	-	-
	87	-	-	-	-	-	-	-	-	-	-	-	-	-	-	-	-	-	-	-	-
	119	-	-	-	-	-	-	-	-	-	-	-	-	-	-	-	-	-	-	-	-
607/07	104	-	-	-	-	-	-	-	-	-	-	-	-	-	-	-	-	-	-	-	-
	121	4.1	0.03*	25	1160	6.2	0.05*	25	1160	7.4	0.07*	25	1160	11.6	0.10*	25	1160	23.1	0.20*	25	1160
	143	3.5	0.03*	25	1160	5.2	0.05*	25	1160	6.3	0.07*	25	1160	9.8	0.10*	25	1160	19.6	0.20*	25	1160
	165	3.0	0.03*	25	1160	4.5	0.05*	25	1160	5.5	0.07*	25	1160	8.5	0.10*	25	1160	17.0	0.20*	25	1160
	195	2.6	0.03*	25	1160	3.8	0.05*	25	1160	4.6	0.07*	25	1160	7.2	0.10*	25	1160	14.4	0.20*	25	1160
	231	2.2	0.03*	25	1160	3.2	0.05*	25	1160	3.9	0.07*	25	1160	6.1	0.10*	25	1160	12.1	0.20*	25	1160
	273	1.8	0.03*	25	1160	2.7	0.05*	25	1160	3.3	0.07*	25	1160	5.1	0.10*	25	1160	10.3	0.20*	25	1160
	319	1.6	0.03*	25	1160	2.4	0.05*	25	1160	2.8	0.07*	25	1160	4.4	0.10*	25	1160	8.8	0.20*	25	1160
	357	1.4	0.03*	25	1160	2.1	0.05*	25	1160	2.5	0.07*	25	1160	3.9	0.10*	25	1160	7.8	0.20*	25	1160
	377	1.3	0.03*	25	1160	2.0	0.05*	25	1160	2.4	0.07*	25	1160	3.7	0.10*	25	1160	7.4	0.20*	25	1160
	425	1.2	0.03*	25	1160	1.8	0.05*	25	1160	2.1	0.07*	25	1160	3.3	0.10*	25	1160	6.6	0.20*	25	1160
	473	1.1	0.03*	25	1160	1.6	0.05*	25	1160	1.9	0.07*	25	1160	3.0	0.10*	25	1160	5.9	0.20*	25	1160
	525	1.0	0.03*	25	1160	1.4	0.05*	25	1160	1.7	0.07*	25	1160	2.7	0.10*	25	1160	5.3	0.20*	25	1160
	559	0.9	0.03*	25	1160	1.3	0.05*	25	1160	1.6	0.07*	25	1160	2.5	0.10*	25	1160	5.0	0.20*	25	1160
	595	0.8	0.03*	25	1160	1.3	0.05*	25	1160	1.5	0.07*	25	1160	2.4	0.10*	25	1160	4.7	0.20*	25	1160
	649	-	-	-	-	-	-	-	-	-	-	-	-	-	-	-	-	-	-	-	-
	731	0.7	0.03*	25	1160	1.0	0.05*	25	1160	1.2	0.07*	25	1160	1.9	0.10*	25	1160	3.8	0.20*	25	1160

mm

166-167

mm

240-241

Tip / Type / Typ / Tipo / Type / Tipo	i_{ges}	n_1 = 500 min^{-1}				n_1 = 750 min^{-1}				n_1 = 900 min^{-1}				n_1 = 1400 min^{-1}				n_1 = 2800 min^{-1}			
		n_2	P_1	M_2	F_{R2}	n_2	P_1	M_2	F_{R2}	n_2	P_1	M_2	F_{R2}	n_2	P_1	M_2	F_{R2}	n_2	P_1	M_2	F_{R2}
608	6	83.3	0.19	20	1740	125.0	0.28	20	1700	150.0	0.37	22	1540	233.3	0.39	15	1340	466.7	0.39	7	1070
	8	62.5	0.23	32	1740	93.8	0.30	28	1740	112.5	0.37	29	1700	175.0	0.39	20	1480	350.0	0.39	10	1180
	11	45.5	0.23	44	1740	68.2	0.30	39	1740	81.8	0.37	40	1740	127.3	0.39	27	1650	254.5	0.39	13	1300
	13	38.5	0.22	50	1740	57.7	0.30	46	1740	69.2	0.37	47	1740	107.7	0.39	32	1740	215.4	0.39	16	1380
	15	33.3	0.19	50	1740	50.0	0.28	49	1740	60.0	0.37	54	1740	93.3	0.39	37	1740	186.7	0.39	18	1450
	17	29.4	0.17	51	1740	44.1	0.25	50	1740	52.9	0.33	55	1740	82.4	0.39	42	1740	164.7	0.39	21	1510
	21	23.8	0.14	52	1740	35.7	0.21	52	1740	42.9	0.26	53	1740	66.7	0.39	51	1740	133.3	0.39	26	1630
	25	20.0	0.12	53	1740	30.0	0.16	47	1740	36.0	0.19	46	1740	56.0	0.25	39	1740	112.0	0.25	20	1720
	29	17.2	0.10	51	1740	25.9	0.15	51	1740	31.0	0.19	54	1740	48.3	0.25	45	1740	96.6	0.25	23	1740
	35	14.3	0.08	49	1740	21.4	0.12	49	1740	25.7	0.16	55	1740	40.0	0.25	55	1740	80.0	0.25	27	1740
	43	11.6	0.07	53	1740	17.4	0.10	50	1740	20.9	0.13	55	1740	32.6	0.20	54	1740	65.1	0.20	27	1740
	51	9.8	0.06	54	1740	14.7	0.08	48	1740	17.6	0.09	45	1740	27.5	0.12	38	1740	54.9	0.12	19	1740
	59	8.5	0.05	52	1740	12.7	0.07	48	1740	15.3	0.09	52	1740	23.7	0.12	44	1740	47.5	0.12	22	1740
	71	-	-	-	-	-	-	-	-	-	-	-	-	-	-	-	-	-	-	-	-
	87	-	-	-	-	-	-	-	-	-	-	-	-	-	-	-	-	-	-	-	-
	119	-	-	-	-	-	-	-	-	-	-	-	-	-	-	-	-	-	-	-	-
608/07	104	-	-	-	-	-	-	-	-	-	-	-	-	-	-	-	-	-	-	-	-
	121	4.1	0.03*	50	1740	6.2	0.05*	50	1740	7.4	0.07*	50	1740	11.6	0.10*	46	1740	23.1	0.20*	36	1740
	143	3.5	0.03*	50	1740	5.2	0.05*	50	1740	6.3	0.07*	50	1740	9.8	0.10*	50	1740	19.6	0.20*	41	1740
	165	3.0	0.03*	50	1740	4.5	0.05*	50	1740	5.5	0.07*	50	1740	8.5	0.10*	50	1740	17.0	0.20*	47	1740
	195	2.6	0.03*	50	1740	3.8	0.05*	50	1740	4.6	0.07*	50	1740	7.2	0.10*	50	1740	14.4	0.20*	50	1740
	231	2.2	0.03*	50	1740	3.2	0.05*	50	1740	3.9	0.07*	50	1740	6.1	0.10*	50	1740	12.1	0.20*	50	1740
	273	1.8	0.03*	50	1740	2.7	0.05*	50	1740	3.3	0.07*	50	1740	5.1	0.10*	50	1740	10.3	0.20*	50	1740
	319	1.6	0.03*	50	1740	2.4	0.05*	50	1740	2.8	0.07*	50	1740	4.4	0.10*	50	1740	8.8	0.20*	50	1740
	357	1.4	0.03*	50	1740	2.1	0.05*	50	1740	2.5	0.07*	50	1740	3.9	0.10*	50	1740	7.8	0.20*	50	1740
	377	1.3	0.03*	50	1740	2.0	0.05*	50	1740	2.4	0.07*	50	1740	3.7	0.10*	50	1740	7.4	0.20*	50	1740
	425	1.2	0.03*	50	1740	1.8	0.05*	50	1740	2.1	0.07*	50	1740	3.3	0.10*	50	1740	6.6	0.20*	50	1740
	473	1.1	0.03*	50	1740	1.6	0.05*	50	1740	1.9	0.07*	50	1740	3.0	0.10*	50	1740	5.9	0.20*	50	1740
	525	1.0	0.03*	50	1740	1.4	0.05*	50	1740	1.7	0.07*	50	1740	2.7	0.10*	50	1740	5.3	0.20*	50	1740
	559	0.9	0.03*	50	1740	1.3	0.05*	50	1740	1.6	0.07*	50	1740	2.5	0.10*	50	1740	5.0	0.20*	50	1740
	595	0.8	0.03*	50	1740	1.3	0.05*	50	1740	1.5	0.07*	50	1740	2.4	0.10*	50	1740	4.7	0.20*	50	1740
	649	-	-	-	-	-	-	-	-	-	-	-	-	-	-	-	-	-	-	-	-
	731	0.7	0.03*	50	1740	1.0	0.05*	50	1740	1.2	0.07*	50	1740	1.9	0.10*	50	1740	3.8	0.20*	50	1740

mm

170-171

mm

244-245

Tip / Type / Typ / Tipo / Type / Tipo	i_{ges}	n_1 = 500 min^{-1}				n_1 = 750 min^{-1}				n_1 = 900 min^{-1}				n_1 = 1400 min^{-1}				n_1 = 2800 min^{-1}			
		n_2	P_1	M_2	F_{R2}	n_2	P_1	M_2	F_{R2}	n_2	P_1	M_2	F_{R2}	n_2	P_1	M_2	F_{R2}	n_2	P_1	M_2	F_{R2}
609	6	83.3	0.62	65	3280	125.0	0.82	58	3190	150.0	1.01	59	2890	233.3	1.33	50	2530	466.7	1.33	25	2000
	8	62.5	0.62	87	3280	93.8	0.82	77	3280	112.5	1.01	79	3190	175.0	1.33	67	2780	350.0	1.33	33	2210
	11	45.5	0.54	104	3280	68.2	0.75	97	3280	81.8	0.91	98	3280	127.3	1.21	84	3090	254.5	1.21	42	2450
	13	38.5	0.46	105	3280	57.7	0.69	105	3280	69.2	0.90	114	3280	107.7	1.20	98	3270	215.4	1.20	49	2600
	15	33.3	0.47	124	3280	50.0	0.71	125	3280	60.0	0.86	126	3280	93.3	1.14	107	3280	186.7	1.14	54	2730
	17	29.4	0.41	122	3280	44.1	0.63	125	3280	52.9	0.80	133	3280	82.4	1.07	114	3280	164.7	1.07	57	2830
	21	23.8	0.33	122	3280	35.7	0.50	123	3280	42.9	0.68	139	3280	66.7	0.96	127	3280	133.3	0.96	63	3040
	25	20.0	0.28	123	3280	30.0	0.42	123	3280	36.0	0.56	137	3280	56.0	0.74	116	3280	112.0	0.74	58	3230
	29	17.2	0.25	127	3280	25.9	0.36	122	3280	31.0	0.49	139	3280	48.3	0.67	122	3280	96.6	0.67	61	3280
	35	14.3	0.21	129	3280	21.4	0.30	123	3280	25.7	0.40	137	3280	40.0	0.57	125	3280	80.0	0.57	63	3280
	43	11.6	0.17	128	3280	17.4	0.25	126	3280	20.9	0.33	139	3280	32.6	0.49	132	3280	65.1	0.49	66	3280
	51	9.8	0.14	125	3280	14.7	0.21	125	3280	17.6	0.27	134	3280	27.5	0.36	116	3280	54.9	0.36	58	3280
	59	8.5	0.12	124	3280	12.7	0.18	124	3280	15.3	0.24	138	3280	23.7	0.32	120	3280	47.5	0.32	60	3280
	71	7.0	0.10	125	3280	10.6	0.15	125	3280	12.7	0.20	139	3280	19.7	0.25	114	3280	39.4	0.25	57	3280
	87	5.7	0.08	122	3280	8.6	0.12	122	3280	10.3	0.17	144	3280	16.1	0.25	134	3280	32.2	0.25	67	3280
	119	4.2	0.03	63	3280	6.3	0.05	70	3280	7.6	0.07	81	3280	11.8	0.10	73	3280	23.5	0.10	37	3280
609/08	104	4.8	0.06	108	3270	7.2	0.10	108	3270	8.7	0.13	108	3270	13.5	0.19	103	3270	26.9	0.29	82	3270
	121	4.1	0.05	108	3270	6.2	0.08	108	3270	7.4	0.11	108	3270	11.6	0.16	103	3270	23.1	0.25	82	3270
	143	3.5	0.05	108	3270	5.2	0.07	108	3270	6.3	0.09	108	3270	9.8	0.14	108	3270	19.6	0.24	91	3270
	165	3.0	0.05	123	3270	4.5	0.07	123	3270	5.5	0.08	123	3270	8.5	0.14	123	3270	17.0	0.23	98	3270
	195	2.6	0.04	123	3270	3.8	0.06	123	3270	4.6	0.07	123	3270	7.2	0.12	123	3270	14.4	0.20	108	3270
	231	2.2	0.03	123	3270	3.2	0.05	123	3270	3.9	0.07*	123	3270	6.1	0.10	123	3270	12.1	0.17	108	3270
	273	1.8	0.03*	123	3270	2.7	0.05*	123	3270	3.3	0.07*	123	3270	5.1	0.10*	123	3270	10.3	0.20*	113	3270
	319	1.6	0.03*	123	3270	2.4	0.05*	123	3270	2.8	0.07*	123	3270	4.4	0.10*	123	3270	8.8	0.20*	123	3270
	357	1.4	0.03*	123	3270	2.1	0.05*	123	3270	2.5	0.07*	123	3270	3.9	0.10*	123	3270	7.8	0.20*	123	3270
	377	1.3	0.03*	123	3270	2.0	0.05*	123	3270	2.4	0.07*	123	3270	3.7	0.10*	123	3270	7.4	0.20*	123	3270
	425	1.2	0.03*	123	3270	1.8	0.05*	123	3270	2.1	0.07*	123	3270	3.3	0.10*	123	3270	6.6	0.20*	123	3270
	473	1.1	0.03*	123	3270	1.6	0.05*	123	3270	1.9	0.07*	123	3270	3.0	0.10*	123	3270	5.9	0.20*	123	3270
	525	1.0	0.03*	123	3270	1.4	0.05*	123	3270	1.7	0.07*	123	3270	2.7	0.10*	123	3270	5.3	0.20*	123	3270
	559	0.9	0.03*	123	3270	1.3	0.05*	123	3270	1.6	0.07*	123	3270	2.5	0.10*	123	3270	5.0	0.20*	123	3270
	595	0.8	0.03*	123	3270	1.3	0.05*	123	3270	1.5	0.07*	123	3270	2.4	0.10*	123	3270	4.7	0.20*	123	3270
	649	0.8	0.03*	123	3270	1.2	0.05*	123	3270	1.4	0.07*	123	3270	2.2	0.10*	123	3270	4.3	0.20*	123	3270
	731	0.7	0.03*	123	3270	1.0	0.05*	123	3270	1.2	0.07*	123	3270	1.9	0.10*	123	3270	3.8	0.20*	123	3270

mm

174-175

mm

248-249

Tip / Type / Typ / Tipo / Type / Tipo	i_{ges}	n_1 = 500 min^{-1}				n_1 = 750 min^{-1}				n_1 = 900 min^{-1}				n_1 = 1400 min^{-1}				n_1 = 2800 min^{-1}			
		n_2	P_1	M_2	F_{R2}	n_2	P_1	M_2	F_{R2}	n_2	P_1	M_2	F_{R2}	n_2	P_1	M_2	F_{R2}	n_2	P_1	M_2	F_{R2}
610	6	83.3	1.25	132	5290	125.0	1.66	117	5010	150.0	2.03	119	4550	233.3	2.70	102	3980	466.7	2.70	51	3160
	8	62.5	1.25	176	5290	93.8	1.66	156	5290	112.5	2.03	159	5010	175.0	2.70	136	4370	350.0	2.70	68	3470
	11	45.5	1.04	201	5290	68.2	1.56	201	5290	81.8	2.03	218	5290	127.3	2.70	186	4860	254.5	2.70	93	3860
	13	38.5	0.88	201	5290	57.7	1.31	200	5290	69.2	1.75	222	5290	107.7	2.64	215	5150	215.4	2.64	108	4090
	15	33.3	0.94	248	5290	50.0	1.41	248	5290	60.0	1.88	275	5290	93.3	2.70	254	5290	186.7	2.70	127	4280
	17	29.4	0.83	248	5290	44.1	1.25	249	5290	52.9	1.67	277	5290	82.4	2.16	230	5290	164.7	2.16	115	4470
	21	23.8	0.68	251	5290	35.7	1.01	248	5290	42.9	1.34	275	5290	66.7	1.99	262	5290	133.3	1.99	131	4790
	25	20.0	0.57	250	5290	30.0	0.84	246	5290	36.0	1.13	276	5290	56.0	1.47	231	5290	112.0	1.47	115	5080
	29	17.2	0.49	250	5290	25.9	0.74	251	5290	31.0	0.97	275	5290	48.3	1.35	246	5290	96.6	1.35	123	5290
	35	14.3	0.40	246	5290	21.4	0.61	250	5290	25.7	0.76	260	5290	40.0	1.02	224	5290	80.0	1.02	112	5290
	43	11.6	0.33	249	5290	17.4	0.49	247	5290	20.9	0.66	277	5290	32.6	0.92	248	5290	65.1	0.92	124	5290
	51	9.8	0.27	242	5290	14.7	0.40	239	5290	17.6	0.50	249	5290	27.5	0.66	211	5290	54.9	0.66	106	5290
	59	8.5	0.24	249	5290	12.7	0.36	249	5290	15.3	0.45	259	5290	23.7	0.60	222	5290	47.5	0.60	111	5290
	71	7.0	0.20	250	5290	10.6	0.29	241	5290	12.7	0.37	256	5290	19.7	0.49	218	5290	39.4	0.49	109	5290
	87	5.7	0.17	260	5290	8.6	0.25	255	5290	10.3	0.32	272	5290	16.1	0.49	268	5290	32.2	0.49	134	5290
	119	4.2	0.10	209	5290	6.3	0.15	209	5290	7.6	0.19	221	5290	11.8	0.25	187	5290	23.5	0.25	93	5290
610/08	104	4.8	0.12	201	5290	7.2	0.18	201	5290	8.7	0.24	201	5290	13.5	0.36	201	5290	26.9	0.40	113	5290
	121	4.1	0.10	201	5290	6.2	0.16	201	5290	7.4	0.21	201	5290	11.6	0.31	201	5290	23.1	0.40	127	5290
	143	3.5	0.09	201	5290	5.2	0.13	201	5290	6.3	0.18	201	5290	9.8	0.26	201	5290	19.6	0.40	152	5290
	165	3.0	0.09	250	5290	4.5	0.14	250	5290	5.5	0.19	250	5290	8.5	0.28	250	5290	17.0	0.40	176	5290
	195	2.6	0.08	250	5290	3.8	0.12	250	5290	4.6	0.16	250	5290	7.2	0.24	250	5290	14.4	0.40	206	5290
	231	2.2	0.07	250	5290	3.2	0.10	250	5290	3.9	0.13	250	5290	6.1	0.20	250	5290	12.1	0.40	245	5290
	273	1.8	0.06	250	5290	2.7	0.09	250	5290	3.3	0.11	250	5290	5.1	0.17	250	5290	10.3	0.34	250	5290
	319	1.6	0.05	250	5290	2.4	0.07	250	5290	2.8	0.10	250	5290	4.4	0.15	250	5290	8.8	0.29	250	5290
	357	1.4	0.04	250	5290	2.1	0.07	250	5290	2.5	0.09	250	5290	3.9	0.13	250	5290	7.8	0.26	250	5290
	377	1.3	0.04	250	5290	2.0	0.06	250	5290	2.4	0.08	250	5290	3.7	0.12	250	5290	7.4	0.25	250	5290
	425	1.2	0.04	250	5290	1.8	0.05	250	5290	2.1	0.07	250	5290	3.3	0.11	250	5290	6.6	0.22	250	5290
	473	1.1	0.03	250	5290	1.6	0.05	250	5290	1.9	0.07	250	5290	3.0	0.10	250	5290	5.9	0.20	250	5290
	525	1.0	0.03*	250	5290	1.4	0.05*	250	5290	1.7	0.07*	250	5290	2.7	0.10*	250	5290	5.3	0.20*	250	5290
	559	0.9	0.03*	250	5290	1.3	0.05*	250	5290	1.6	0.07*	250	5290	2.5	0.10*	250	5290	5.0	0.20*	250	5290
	595	0.8	0.03*	250	5290	1.3	0.05*	250	5290	1.5	0.07*	250	5290	2.4	0.10*	250	5290	4.7	0.20*	250	5290
	649	0.8	0.03*	250	5290	1.2	0.05*	250	5290	1.4	0.07*	250	5290	2.2	0.10*	250	5290	4.3	0.20*	250	5290
	731	0.7	0.03*	250	5290	1.0	0.05*	250	5290	1.2	0.07*	250	5290	1.9	0.10*	250	5290	3.8	0.20*	250	5290

mm

178-179

mm

252-253

Tip / Type / Typ / Tipo / Type / Tipo	i_{ges}	n_1 = 500 min^{-1}				n_1 = 750 min^{-1}				n_1 = 900 min^{-1}				n_1 = 1400 min^{-1}				n_1 = 2800 min^{-1}			
		n_2	P_1	M_2	F_{R2}	n_2	P_1	M_2	F_{R2}	n_2	P_1	M_2	F_{R2}	n_2	P_1	M_2	F_{R2}	n_2	P_1	M_2	F_{R2}
611	6	83.3	2.30	242	7190	125.0	3.06	215	6280	150.0	3.75	220	5710	233.3	4.97	187	4980	-	-	-	-
	8	62.5	2.30	323	7910	93.8	3.06	287	6910	112.5	3.75	293	6280	175.0	4.97	250	5480	350.0	4.97	125	4840
	11	45.5	2.33	450	8460	68.2	3.08	397	7690	81.8	3.76	404	6980	127.3	4.97	343	6100	254.5	4.97	172	5120
	13	38.5	2.18	498	8460	57.7	2.97	452	8130	69.2	3.63	461	7380	107.7	4.82	393	6450	215.4	4.82	197	5360
	15	33.3	1.88	496	8460	50.0	2.82	496	8460	60.0	3.67	537	7750	93.3	4.87	458	6770	186.7	4.87	229	5600
	17	29.4	1.67	499	8460	44.1	2.49	496	8460	52.9	3.32	551	8070	82.4	4.67	498	7050	164.7	4.67	249	6000
	21	23.8	1.34	494	8460	35.7	2.02	497	8460	42.9	2.70	554	8460	66.7	4.04	532	7570	133.3	4.04	266	6360
	25	20.0	1.13	496	8460	30.0	1.70	498	8460	36.0	2.26	552	8460	56.0	3.20	502	8020	112.0	3.20	251	6690
	29	17.2	0.97	494	8460	25.9	1.46	496	8460	31.0	1.95	552	8460	48.3	2.84	517	8420	96.6	2.84	258	7120
	35	14.3	0.80	492	8460	21.4	1.22	500	8460	25.7	1.62	554	8460	40.0	2.42	532	8460	80.0	2.42	266	7630
	43	11.6	0.66	499	8460	17.4	0.99	499	8460	20.9	1.31	550	8460	32.6	1.92	518	8460	65.1	1.92	259	8070
	51	9.8	0.56	502	8460	14.7	0.83	496	8460	17.6	1.11	553	8460	27.5	1.67	535	8460	54.9	1.67	267	8460
	59	8.5	0.48	498	8460	12.7	0.72	498	8460	15.3	0.93	536	8460	23.7	1.37	507	8460	47.5	1.37	254	8460
	71	7.0	0.40	499	8460	10.6	0.60	499	8460	12.7	0.73	506	8460	19.7	0.96	428	8460	39.4	0.96	214	8460
	87	5.7	0.32	489	8460	8.6	0.49	499	8460	10.3	0.65	552	8460	16.1	0.92	502	8460	32.2	0.92	251	8460
	119	-	-	-	-	-	-	-	-	-	-	-	-	-	-	-	-	-	-	-	-
611/08	104	4.8	0.23	387	8460	7.2	0.31	343	8460	8.7	0.37	314	8460	13.5	0.39	221	8460	26.9	0.39	113	8460
	121	4.1	0.23	451	8460	6.2	0.31	397	8460	7.4	0.37	363	8460	11.6	0.39	260	8460	23.1	0.39	127	8460
	143	3.5	0.22	499	8460	5.2	0.31	471	8460	6.3	0.37	431	8460	9.8	0.39	304	8460	19.6	0.39	152	8460
	165	3.0	0.19	499	8460	4.5	0.28	499	8460	5.5	0.37	499	8460	8.5	0.39	353	8460	17.0	0.39	176	8460
	195	2.6	0.16	499	8460	3.8	0.24	499	8460	4.6	0.31	499	8460	7.2	0.39	417	8460	14.4	0.39	106	8460
	231	2.2	0.13	499	8460	3.2	0.20	499	8460	3.9	0.26	499	8460	6.1	0.39	493	8460	12.1	0.39	245	8460
	273	1.8	0.11	499	8460	2.7	0.17	499	8460	3.3	0.23	499	8460	5.1	0.33	499	8460	10.3	0.39	289	8460
	319	1.6	0.10	499	8460	2.4	0.15	499	8460	2.8	0.20	499	8460	4.4	0.28	499	8460	8.8	0.39	343	8460
	357	1.4	0.09	499	8460	2.1	0.13	499	8460	2.5	0.17	499	8460	3.9	0.26	499	8460	7.8	0.39	382	8460
	377	1.3	0.08	499	8460	2.0	0.12	499	8460	2.4	0.17	499	8460	3.7	0.25	499	8460	7.4	0.39	402	8460
	425	1.2	0.07	499	8460	1.8	0.11	499	8460	2.1	0.15	499	8460	3.3	0.22	499	8460	6.6	0.39	456	8460
	473	1.1	0.07	499	8460	1.6	0.10	499	8460	1.9	0.13	499	8460	3.0	0.20	499	8460	5.9	0.39	499	8460
	525	1.0	0.06	499	8460	1.4	0.09	499	8460	1.7	0.12	499	8460	2.7	0.18	499	8460	5.3	0.35	499	8460
	559	0.9	0.06	499	8460	1.3	0.08	499	8460	1.6	0.11	499	8460	2.5	0.17	499	8460	5.0	0.32	499	8460
	595	0.8	0.05	499	8460	1.3	0.08	499	8460	1.5	0.10	499	8460	2.4	0.16	499	8460	4.7	0.30	499	8460
	649	0.8	0.05	499	8460	1.2	0.07	499	8460	1.4	0.10	499	8460	2.2	0.14	499	8460	4.3	0.28	499	8460
	731	0.7	0.04	499	8460	1.0	0.06	499	8460	1.2	0.09	499	8460	1.9	0.13	499	8460	3.8	0.25	499	8460
611/09	104	4.8	0.29	499	8460	7.2	0.44	499	8460	8.7	0.59	499	8460	13.5	0.81	461	8460	26.9	1.29	113	8460
	121	4.1	0.25	499	8460	6.2	0.38	499	8460	7.4	0.51	499	8460	11.6	0.75	499	8460	23.1	1.21	127	8460
	143	3.5	0.22	499	8460	5.2	0.32	499	8460	6.3	0.43	499	8460	9.8	0.64	499	8460	19.6	1.06	152	8460
	165	3.0	0.19	499	8460	4.5	0.27	499	8460	5.5	0.37	499	8460	8.5	0.56	499	8460	17.0	1.07	176	8460
	195	2.6	0.16	499	8460	3.8	0.24	499	8460	4.6	0.31	499	8460	7.2	0.47	499	8460	14.4	0.94	106	8460
	231	2.2	0.13	499	8460	3.2	0.20	499	8460	3.9	0.26	499	8460	6.1	0.39	499	8460	12.1	0.79	245	8460
	273	1.8	0.11	499	8460	2.7	0.17	499	8460	3.3	0.23	499	8460	5.1	0.33	499	8460	10.3	0.67	289	8460
	319	1.6	0.10	499	8460	2.4	0.15	499	8460	2.8	0.20	499	8460	4.4	0.28	499	8460	8.8	0.58	343	8460
	357	1.4	0.09	499	8460	2.1	0.13	499	8460	2,5	0.17	499	8460	3.9	0.25	499	8460	7.8	0.51	382	8460
	377	1.3	0.08	499	8460	2.0	0.12	499	8460	2.4	0.17	499	8460	3.7	0.25	499	8460	7.4	0.49	402	8460
	425	1.2	0.07	499	8460	1.8	0.11	499	8460	2.1	0.15	499	8460	3.3	0.22	499	8460	6.6	0.43	456	8460
	473	1.1	0.07	499	8460	1.6	0.10	499	8460	1.9	0.13	499	8460	3.0	0.20	499	8460	5.9	0.39	499	8460
	525	1.0	0.06	499	8460	1.4	0.09	499	8460	1.7	0.12	499	8460	2.7	0.18	499	8460	5.3	0.35	499	8460
	559	0.9	0.06	499	8460	1.3	0.08	499	8460	1.6	0.11	499	8460	2.5	0.17	499	8460	5.0	0.32	499	8460
	595	0.8	0.05	499	8460	1.3	0.08	499	8460	1.5	0.10	499	8460	2.4	0.16	499	8460	4.7	0.30	499	8460
	649	0.8	0.05	499	8460	1.2	0.07	499	8460	1.4	0.10	499	8460	2.2	0.14	499	8460	4.3	0.28	499	8460
	731	0.7	0.04	499	8460	1.0	0.06	499	8460	1.2	0.09	499	8460	1.9	0.13	499	8460	3.8	0.25	499	8460

mm

182-183

mm

256-257

mm

260-261

Tip / Type / Typ / Tipo / Type / Tipo	i_{ges}	n_1 = 500 min^{-1}				n_1 = 750 min^{-1}				n_1 = 900 min^{-1}				n_1 = 1400 min^{-1}				n_1 = 2800 min^{-1}			
		n_2	P_1	M_2	F_{R2}	n_2	P_1	M_2	F_{R2}	n_2	P_1	M_2	F_{R2}	n_2	P_1	M_2	F_{R2}	n_2	P_1	M_2	F_{R2}
612	6	83.3	2.80	295	7190	125.0	4.15	292	6280	150.0	5.08	298	5710	233.3	6.75	254	4980	-	-	-	-
	8	62.5	2.85	401	7910	93.8	4.15	389	6910	112.5	5.08	397	6280	175.0	6.75	339	5480	350.0	6.75	169	4350
	11	45.5	2.31	447	8790	68.2	3.08	397	7690	81.8	3.76	404	6980	127.3	5.00	345	6100	254.5	5.00	173	4840
	13	38.5	2.18	498	9300	57.7	3.08	469	8130	69.2	3.76	477	7380	107.7	4.99	407	6450	215.4	4.99	204	5120
	15	33.3	1.88	496	9620	50.0	2.82	496	8520	60.0	3.76	551	7750	93.3	4.99	470	6770	186.7	4.99	235	5370
	17	29.4	1.67	499	9620	44.1	2.49	496	8880	52.9	3.32	551	8070	82.4	4.99	532	7050	164.7	4.99	266	5600
	21	23.8	1.34	494	9620	35.7	2.02	497	9530	42.9	2.70	554	8660	66.7	4.04	532	7570	133.3	4.04	266	6000
	25	20.0	1.13	496	9620	30.0	1.70	498	9620	36.0	2.26	552	9180	56.0	3.36	527	8020	112.0	3.36	264	6360
	29	17.2	0.97	494	9620	25.9	1.46	496	9620	31.0	1.95	552	9620	48.3	2.84	517	8420	96.6	2.84	258	6690
	35	14.3	0.80	492	9620	21.4	1.22	500	9620	25.7	1.62	554	9620	40.0	2.42	532	8970	80.0	2.42	266	7120
	43	11.6	0.66	499	9620	17.4	0.99	499	9620	20.9	1.31	550	9620	32.6	1.97	532	9610	65.1	1.97	266	7630
	51	9.8	0.56	502	9620	14.7	0.83	496	9620	17.6	1.11	553	9620	27.5	1.67	535	9620	54.9	1.67	267	8070
	59	8.5	0.48	498	9620	12.7	0.72	498	9620	15.3	0.96	553	9620	23.7	1.37	507	9620	47.5	1.37	254	8470
	71	7.0	0.40	499	9620	10.6	0.60	499	9620	12.7	0.76	527	9620	19.7	1.02	454	9620	39.4	1.02	227	9010
	87	5.7	0.32	489	9620	8.6	0.49	499	9620	10.3	0.65	552	9620	16.1	0.92	502	9620	32.2	0.92	251	9620
	119	-	-	-	-	-	-	-	-	-	-	-	-	-	-	-	-	-	-	-	-

mm

186-187

Tip / Type / Typ / Tipo / Type / Tipo	i_{ges}	n_1 = 500 min^{-1}				n_1 = 750 min^{-1}				n_1 = 900 min^{-1}				n_1 = 1400 min^{-1}				n_1 = 2800 min^{-1}			
		n_2	P_1	M_2	F_{R2}	n_2	P_1	M_2	F_{R2}	n_2	P_1	M_2	F_{R2}	n_2	P_1	M_2	F_{R2}	n_2	P_1	M_2	F_{R2}
613	6	83.3	4.61	486	8300	125.0	6.12	430	7260	150.0	7.49	439	6590	233.3	9.90	373	5760	466.7	9.90	186	4570
	8	62.5	4.61	648	9140	93.8	6.13	574	7980	112.5	7.49	585	7260	175.0	9.90	497	6330	350.0	9.90	249	5030
	11	45.5	3.85	744	10200	68.2	5.78	745	8870	81.8	7.32	786	8060	127.3	9.72	671	7040	254.5	9.72	335	5590
	13	38.5	3.26	745	10800	57.7	4.89	745	9380	69.2	6.52	827	8530	107.7	9.20	751	7450	215.4	9.20	375	5910
	15	33.3	2.82	743	11300	50.0	4.24	745	9800	60.0	5.66	829	8940	93.3	7.63	718	7810	186.7	7.63	359	6200
	17	29.4	2.49	744	11800	44.1	4.24	844	10300	52.9	4.99	828	9320	82.4	7.04	751	8150	164.7	7.04	376	6460
	21	23.8	2.02	745	12600	35.7	3.03	745	11000	42.9	4.04	828	10000	66.7	6.01	792	8740	133.3	6.01	396	6930
	25	20.0	1.70	747	12900	30.0	2.54	744	12300	36.0	3.39	827	10600	56.0	5.05	792	9270	112.0	5.05	396	7350
	29	17.2	1.46	744	12900	25.9	2.20	747	12300	31.0	2.92	827	11200	48.3	4.38	797	9740	96.6	4.38	399	7730
	35	14.3	1.22	750	12900	21.4	1.81	742	12900	25.7	2.42	827	11900	40.0	3.63	797	10400	80.0	3.63	399	8230
	43	11.6	0.99	748	12900	17.4	1.48	746	12900	20.9	1.97	827	12700	32.6	2.94	793	11100	65.1	2.94	397	8800
	51	9.8	0.83	744	12900	14.7	1.25	747	12900	17.6	1.67	831	12900	27.5	2.49	797	11800	54.9	2.49	398	9320
	59	8.5	0.72	746	12900	12.7	1.08	746	12900	15.3	1.44	829	12900	23.7	2.14	792	12400	47.5	2.14	396	9780
	71	7.0	0.60	749	12900	10.6	0.89	740	12900	12.7	1.20	832	12900	19.7	1.79	798	12900	39.4	1.79	399	10400
	87	5.7	0.49	749	12900	8.6	0.74	754	12900	10.3	0.97	824	12900	16.1	1.45	792	12900	32.2	1.45	396	11200
	119	-	-	-	-	-	-	-	-	-	-	-	-	-	-	-	-	-	-	-	-
613/08	104	4.8	0.23	387	12900	7.2	0.30	336	12900	8.7	0.37	346	12900	13.5	0.39	234	12900	26.9	0.39	117	11900
	121	4.1	0.23	450	12900	6.2	0.30	391	12900	7.4	0.37	402	12900	11.6	0.39	272	12900	23.1	0.39	136	12500
	143	3.5	0.23	532	12900	5.2	0.30	462	12900	6.3	0.37	475	12900	9.8	0.39	322	12900	19.6	0.39	161	12900
	165	3.0	0.23	614	12900	4.5	0.30	533	12900	5.5	0.37	548	12900	8.5	0.39	372	12900	17.0	0.39	186	12900
	195	2.6	0.22	694	12900	3.8	0.30	630	12900	4.6	0.37	648	12900	7.2	0.39	439	12900	14.4	0.39	220	12900
	231	2.2	0.20	749	12900	3.2	0.29	749	12900	3.9	0.37	749	12900	6.1	0.39	520	12900	12.1	0.39	260	12900
	273	1.8	0.17	749	12900	2.7	0.25	749	12900	3.3	0.33	749	12900	5.1	0.39	615	12900	10.3	0.39	307	12900
	319	1.6	0.15	749	12900	2.4	0.22	749	12900	2.8	0.28	749	12900	4.4	0.39	718	12900	8.8	0.39	359	12900
	357	1.4	0.13	749	12900	2.1	0.20	749	12900	2.5	0.25	749	12900	3.9	0.38	749	12900	7.8	0.39	402	12900
	377	1.3	0.12	749	12900	2.0	0.19	749	12900	2.4	0.25	749	12900	3.7	0.36	749	12900	7.4	0.39	424	12900
	425	1.2	0.11	749	12900	1.8	0.16	749	12900	2.1	0.22	749	12900	3.3	0.32	749	12900	6.6	0.39	478	12900
	473	1.1	0.10	749	12900	1.6	0.15	749	12900	1.9	0.20	749	12900	3.0	0.29	749	12900	5.9	0.39	533	12900
	525	1.0	0.09	749	12900	1.4	0.13	749	12900	1.7	0.18	749	12900	2.7	0.26	749	12900	5.3	0.39	591	12900
	559	0.9	0.08	749	12900	1.3	0.13	749	12900	1.6	0.17	749	12900	2.5	0.25	749	12900	5.0	0.39	629	12900
	595	0.8	0.08	749	12900	1.3	0.12	749	12900	1.5	0.16	749	12900	2.4	0.24	749	12900	4.7	0.39	670	12900
	649	0.8	0.07	749	12900	1.2	0.11	749	12900	1.4	0.14	749	12900	2.2	0.22	749	12900	4.3	0.39	731	12900
	731	0.7	0.06	749	12900	1.0	0.10	749	12900	1.2	0.13	749	12900	1.9	0.19	749	12900	3.8	0.37	749	12900
613/09	104	4.8	0.44	749	12900	7.2	0.66	749	12900	8.7	0.88	749	12900	13.5	1.32	749	12900	26.9	1.33	377	11900
	121	4.1	0.34	749	12900	6.2	0.52	749	12900	7.4	0.69	749	12900	11.6	1.03	749	12900	23.1	1.21	397	12500
	143	3.5	0.32	749	12900	5.2	0.48	749	12900	6.3	0.64	749	12900	9.8	0.96	749	12900	19.6	1.21	471	12900
	165	3.0	0.27	749	12900	4.5	0.42	749	12900	5.5	0.56	749	12900	8.5	0.83	749	12900	17.0	1.21	543	12900
	195	2.6	0.24	749	12900	3.8	0.35	749	12900	4.6	0.47	749	12900	7.2	0.71	749	12900	14.4	1.20	637	12900
	231	2.2	0.20	749	12900	3.2	0.29	749	12900	3.9	0.39	749	12900	6.1	0.60	749	12900	12.1	1.19	749	12900
	273	1.8	0.17	749	12900	2.7	0.25	749	12900	3.3	0.33	749	12900	5.1	0.50	749	12900	10.3	1.01	749	12900
	319	1.6	0.15	749	12900	2.4	0.22	749	12900	2.8	0.28	749	12900	4.4	0.43	749	12900	8.8	0.86	749	12900
	357	1.4	0.13	749	12900	2.1	0.20	749	12900	2.5	0.25	749	12900	3.9	0.38	749	12900	7.8	0.77	749	12900
	377	1.3	0.12	749	12900	2.0	0.19	749	12900	2.4	0.25	749	12900	3.7	0.36	749	12900	7.4	0.73	749	12900
	425	1.2	0.11	749	12900	1.8	0.16	749	12900	2.1	0.22	749	12900	3.3	0.32	749	12900	6.6	0.65	749	12900
	473	1.1	0.10	749	12900	1.6	0.15	749	12900	1.9	0.20	749	12900	3.0	0.29	749	12900	5.9	0.58	749	12900
	525	1.0	0.09	749	12900	1.4	0.13	749	12900	1.7	0.18	749	12900	2.7	0.26	749	12900	5.3	0.52	749	12900
	559	0.9	0.08	749	12900	1.3	0.13	749	12900	1.6	0.17	749	12900	2.5	0.25	749	12900	5.0	0.49	749	12900
	595	0.8	0.08	749	12900	1.3	0.12	749	12900	1.5	0.16	749	12900	2.4	0.24	749	12900	4.7	0.46	749	12900
	649	0.8	0.07	749	12900	1.2	0.11	749	12900	1.4	0.14	749	12900	2.2	0.22	749	12900	4.3	0.42	749	12900
	731	0.7	0.06	749	12900	1.0	0.10	749	12900	1.2	0.13	749	12900	1.9	0.19	749	12900	3.8	0.37	749	12900
613/10	104	4.8	0.44	749	12900	7.2	0.66	749	12900	8.7	0.88	749	12900	13.5	1.32	749	12900	26.9	2.65	749	11900
	121	4.1	0.34	749	12900	6.2	0.52	749	12900	7.4	0.69	749	12900	11.6	1.03	749	12900	23.1	2.27	749	12500
	143	3.5	0.32	749	12900	5.2	0.48	749	12900	6.3	0.64	749	12900	9.8	0.96	749	12900	19.6	1.92	749	12900
	165	3.0	0.27	749	12900	4.5	0.42	749	12900	5.5	0.56	749	12900	8.5	0.83	749	12900	17.0	1.67	749	12900
	195	2.6	0.24	749	12900	3.8	0.35	749	12900	4.6	0.47	749	12900	7.2	0.71	749	12900	14.4	1.41	749	12900
	231	2.2	0.20	749	12900	3.2	0.29	749	12900	3.9	0.39	749	12900	6.1	0.60	749	12900	12.1	1.19	749	12900
	273	1.8	0.17	749	12900	2.7	0.25	749	12900	3.3	0.33	749	12900	5.1	0.50	749	12900	10.3	1.01	749	12900
	319	1.6	0.15	749	12900	2.4	0.22	749	12900	2.8	0.28	749	12900	4.4	0.43	749	12900	8.8	0.86	749	12900
	357	1.4	0.13	749	12900	2.1	0.20	749	12900	2.5	0.25	749	12900	3.9	0.38	749	12900	7.8	0.77	749	12900
	377	1.3	0.12	749	12900	2.0	0.19	749	12900	2.4	0.25	749	12900	3.7	0.36	749	12900	7.4	0.73	749	12900
	425	1.2	0.11	749	12900	1.8	0.16	749	12900	2.1	0.22	749	12900	3.3	0.32	749	12900	6.6	0.65	749	12900
	473	1.1	0.10	749	12900	1.6	0.15	749	12900	1.9	0.20	749	12900	3.0	0.29	749	12900	5.9	0.58	749	12900
	525	1.0	0.09	749	12900	1.4	0.13	749	12900	1.7	0.18	749	12900	2.7	0.26	749	12900	5.3	0.52	749	12900
	559	0.9	0.08	749	12900	1.3	0.13	749	12900	1.6	0.17	749	12900	2.5	0.25	749	12900	5.0	0.49	749	12900
	595	0.8	0.08	749	12900	1.3	0.12	749	12900	1.5	0.16	749	12900	2.4	0.24	749	12900	4.7	0.46	749	12900
	649	0.8	0.07	749	12900	1.2	0.11	749	12900	1.4	0.14	749	12900	2.2	0.22	749	12900	4.3	0.42	749	12900
	731	0.7	0.06	749	12900	1.0	0.10	749	12900	1.2	0.13	749	12900	1.9	0.19	749	12900	3.8	0.37	749	12900

190-191

264-265

268-269

272-273

Tip / Type / Typ / Tipo / Type / Tipo	i_{ges}	n_1 = 500 min^{-1}				n_1 = 750 min^{-1}				n_1 = 900 min^{-1}				n_1 = 1400 min^{-1}				n_1 = 2800 min^{-1}			
		n_2	P_1	M_2	F_{R2}	n_2	P_1	M_2	F_{R2}	n_2	P_1	M_2	F_{R2}	n_2	P_1	M_2	F_{R2}	n_2	P_1	M_2	F_{R2}
614	6	-	-	-	-	-	-	-	-	-	-	-	-	-	-	-	-	-	-	-	-
	8	-	-	-	-	-	-	-	-	-	-	-	-	-	-	-	-	-	-	-	-
	11	45.5	4.61	891	12700	68.2	6.12	789	11300	81.8	7.49	804	10400	127.3	9.90	683	9160	254.5	9.90	342	7420
	13	38.5	4.39	1003	13400	57.7	5.90	899	11900	69.2	7.22	916	10900	107.7	9.59	782	9640	215.4	9.59	391	7810
	15	33.3	3.80	1002	14000	50.0	5.71	1003	12500	60.0	7.01	1026	11400	93.3	9.31	876	10100	186.7	9.31	438	8160
	17	29.4	3.35	1001	14400	44.1	5.04	1004	12900	52.9	6.72	1115	11900	82.4	9.11	972	10500	164.7	9.11	486	8470
	21	23.8	2.72	1004	14400	35.7	4.08	1004	13700	42.9	5.08	1041	12600	66.7	6.75	890	11200	133.3	6.75	445	9030
	25	20.0	2.28	1002	14400	30.0	3.42	1002	14400	36.0	4.40	1074	13300	56.0	5.85	918	11800	112.0	5.85	459	9520
	29	17.2	1.97	1004	14400	25.9	2.95	1002	14400	31.0	3.68	1042	13900	48.3	4.88	888	12300	96.6	4.88	444	10000
	35	14.3	1.63	1002	14400	21.4	2.44	1000	14400	25.7	3.26	1114	14400	40.0	4.65	1021	13000	80.0	4.65	511	10600
	43	11.6	1.32	997	14400	17.4	1.93	972	14400	20.9	2.36	991	14400	32.6	3.14	847	13800	65.1	3.14	424	11200
	51	9.8	1.12	1004	14400	14.7	1.68	1004	14400	17.6	2.24	1115	14400	27.5	2.94	941	14400	54.9	2.94	470	11900
	59	8.5	0.97	1006	14400	12.7	1.45	1002	14400	15.3	1.93	1112	14400	23.7	2.90	1074	14400	47.5	2.94	544	12400
	71	7.0	0.80	998	14400	10.6	1.21	1006	14400	12.7	1.57	1088	14400	19.7	2.09	931	14400	39.4	2.09	466	13000
	87	5.7	0.66	1009	14400	8.6	0.98	999	14400	10.3	1.31	1113	14400	16.1	1.94	1059	14400	32.2	1.94	530	13900
	119	-	-	-	-	-	-	-	-	-	-	-	-	-	-	-	-	-	-	-	-
614/08	104	4.8	0.23	387	14400	7.2	0.30	336	14400	8.7	0.37	346	14400	13.5	0.39	234	14400	26.9	0.39	117	14400
	121	4.1	0.23	450	14400	6.2	0.30	391	14400	7.4	0.37	402	14400	11.6	0.39	272	14400	23.1	0.39	136	14400
	143	3.5	0.23	532	14400	5.2	0.30	462	14400	6.3	0.37	475	14400	9.8	0.39	322	14400	19.6	0.39	161	14400
	165	3.0	0.23	614	14400	4.5	0.30	533	14400	5.5	0.37	548	14400	8.5	0.39	372	14400	17.0	0.39	186	14400
	195	2.6	0.22	694	14400	3.8	0.30	630	14400	4.6	0.37	648	14400	7.2	0.39	439	14400	14.4	0.39	220	14400
	231	2.2	0.23	859	14400	3.2	0.30	747	14400	3.9	0.37	768	14400	6.1	0.39	520	14400	12.1	0.39	260	14400
	273	1.8	0.22	971	14400	2.7	0.30	883	14400	3.3	0.37	907	14400	5.1	0.39	615	14400	10.3	0.39	307	14400
	319	1.6	0.20	1010	14400	2.4	0.29	1010	14400	2.8	0.37	1010	14400	4.4	0.39	718	14400	8.8	0.39	359	14400
	357	1.4	0.17	981	14400	2.1	0.25	1010	14400	2.5	0.34	1010	14400	3.9	0.39	804	14400	7.8	0.39	402	14400
	377	1.3	0.17	1010	14400	2.0	0.25	1010	14400	2.4	0.32	1010	14400	3.7	0.39	849	14400	7.4	0.39	424	14400
	425	1.2	0.15	1010	14400	1.8	0.22	1010	14400	2.1	0.29	1010	14400	3.3	0.39	957	14400	6.6	0.39	478	14400
	473	1.1	0.13	1010	14400	1.6	0.20	1010	14400	1.9	0.26	1010	14400	3.0	0.39	1010	14400	5.9	0.39	533	14400
	525	1.0	0.12	1010	14400	1.4	0.18	1010	14400	1.7	0.24	1010	14400	2.7	0.35	1010	14400	5.3	0.39	591	14400
	559	0.9	0.11	1010	14400	1.3	0.17	1010	14400	1.6	0.23	1010	14400	2.5	0.33	1010	14400	5.0	0.39	629	14400
	595	0.8	0.11	1010	14400	1.3	0.16	1010	14400	1.5	0.21	1010	14400	2.4	0.31	1010	14400	4.7	0.39	670	14400
	649	0.8	0.10	1010	14400	1.2	0.15	1010	14400	1.4	0.19	1010	14400	2.2	0.28	1010	14400	4.3	0.39	731	14400
	731	0.7	0.09	1010	14400	1.0	0.13	1010	14400	1.2	0.17	1010	14400	1.9	0.25	1010	14400	3.8	0.39	823	14400
614/09	104	4.8	0.61	1010	14400	7.2	0.82	919	14400	8.7	1.01	943	14400	13.5	1.33	799	14400	26.9	1.33	399	14400
	121	4.1	0.48	1010	14400	6.2	0.71	1010	14400	7.4	0.91	989	14400	11.6	1.21	845	14400	23.1	1.21	423	14400
	143	3.5	0.44	1010	14400	5.2	0.65	1010	14400	6.3	0.86	1010	14400	9.8	1.21	999	14400	19.6	1.21	500	14400
	165	3.0	0.38	1010	14400	4.5	0.56	1010	14400	5.5	0.75	1010	14400	8.5	1.12	1010	14400	17.0	1.21	576	14400
	195	2.6	0.32	1010	14400	3.8	0.47	1010	14400	4.6	0.64	1010	14400	7.2	0.95	1010	14400	14.4	1.20	676	14400
	231	2.2	0.27	1010	14400	3.2	0.40	1010	14400	3.9	0.53	1010	14400	6.1	0.80	1010	14400	12.1	1.21	807	14400
	273	1.8	0.23	1010	14400	2.7	0.34	1010	14400	3.3	0.45	1010	14400	5.1	0.68	1010	14400	10.3	1.20	946	14400
	319	1.6	0.20	1010	14400	2.4	0.29	1010	14400	2.8	0.38	1010	14400	4.4	0.58	1010	14400	8.8	1.16	1010	14400
	357	1.4	0.18	1010	14400	2.1	0.25	1010	14400	2.5	0.34	1010	14400	3.9	0.52	1010	14400	7.8	1.04	1010	14400
	377	1.3	0.17	1010	14400	2.0	0.25	1010	14400	2.4	0.32	1010	14400	3.7	0.49	1010	14400	7.4	0.98	1010	14400
	425	1.2	0.15	1010	14400	1.8	0.22	1010	14400	2.1	0.29	1010	14400	3.3	0.43	1010	14400	6.6	0.87	1010	14400
	473	1.1	0.13	1010	14400	1.6	0.20	1010	14400	1.9	0.26	1010	14400	3.0	0.39	1010	14400	5.9	0.75	1010	14400
	525	1.0	0.12	1010	14400	1.4	0.18	1010	14400	1.7	0.24	1010	14400	2.7	0.35	1010	14400	5.3	0.71	1010	14400
	559	0.9	0.11	1010	14400	1.3	0.17	1010	14400	1.6	0.23	1010	14400	2.5	0.33	1010	14400	5.0	0.67	1010	14400
	595	0.8	0.11	1010	14400	1.3	0.16	1010	14400	1.5	0.21	1010	14400	2.4	0.31	1010	14400	4.7	0.62	1010	14400
	649	0.8	0.10	1010	14400	1.2	0.15	1010	14400	1.4	0.19	1010	14400	2.2	0.28	1010	14400	4.3	0.57	1010	14400
	731	0.7	0.09	1010	14400	1.0	0.13	1010	14400	1.2	0.17	1010	14400	1.9	0.25	1010	14400	3.8	0.51	1010	14400
614/10	104	4.8	0.61	1010	14400	7.2	0.89	1010	14400	8.7	1.19	1010	14400	13.5	1.78	1010	14400	26.9	2.70	764	14400
	121	4.1	0.48	1010	14400	6.2	0.71	1010	14400	7.4	0.94	1010	14400	11.6	1.41	1010	14400	23.1	2.64	870	14400
	143	3.5	0.44	1010	14400	5.2	0.65	1010	14400	6.3	0.86	1010	14400	9.8	1.29	1010	14400	19.6	2.38	926	14400
	165	3.0	0.38	1010	14400	4.5	0.56	1010	14400	5.5	0.75	1010	14400	8.5	1.12	1010	14400	17.0	2.25	1010	14400
	195	2.6	0.32	1010	14400	3.8	0.47	1010	14400	4.6	0.64	1010	14400	7.2	0.95	1010	14400	14.4	1.90	1010	14400
	231	2.2	0.27	1010	14400	3.2	0.40	1010	14400	3.9	0.53	1010	14400	6.1	0.80	1010	14400	12.1	1.50	1010	14400
	273	1.8	0.23	1010	14400	2.7	0.34	1010	14400	3.3	0.45	1010	14400	5.1	0.68	1010	14400	10.3	1.35	1010	14400
	319	1.6	0.20	1010	14400	2.4	0.29	1010	14400	2.8	0.38	1010	14400	4.4	0.58	1010	14400	8.8	1.16	1010	14400
	357	1.4	0.18	1010	14400	2.1	0.25	1010	14400	2.5	0.34	1010	14400	3.9	0.52	1010	14400	7.8	1.04	1010	14400
	377	1.3	0.17	1010	14400	2.0	0.25	1010	14400	2.4	0.32	1010	14400	3.7	0.49	1010	14400	7.4	0.98	1010	14400
	425	1.2	0.15	1010	14400	1.8	0.22	1010	14400	2.1	0.29	1010	14400	3.3	0.43	1010	14400	6.6	0.87	1010	14400
	473	1.1	0.13	1010	14400	1.6	0.20	1010	14400	1.9	0.26	1010	14400	3.0	0.39	1010	14400	5.9	0.75	1010	14400
	525	1.0	0.12	1010	14400	1.4	0.18	1010	14400	1.7	0.24	1010	14400	2.7	0.35	1010	14400	5.3	0.71	1010	14400
	559	0.9	0.11	1010	14400	1.3	0.17	1010	14400	1.6	0.23	1010	14400	2.5	0.33	1010	14400	5.0	0.67	1010	14400
	595	0.8	0.11	1010	14400	1.3	0.16	1010	14400	1.5	0.21	1010	14400	2.4	0.31	1010	14400	4.7	0.62	1010	14400
	649	0.8	0.10	1010	14400	1.2	0.15	1010	14400	1.4	0.19	1010	14400	2.2	0.28	1010	14400	4.3	0.57	1010	14400
	731	0.7	0.09	1010	14400	1.0	0.13	1010	14400	1.2	0.17	1010	14400	1.9	0.25	1010	14400	3.8	0.51	1010	14400

mm

194-195

mm

276-277

mm

280-281

mm

284-285

Tip / Type / Typ / Tipo / Type / Tipo	i_{ges}	n_1 = 500 min^{-1}				n_1 = 750 min^{-1}				n_1 = 900 min^{-1}				n_1 = 1400 min^{-1}				n_1 = 2800 min^{-1}			
		n_2	P_1	M_2	F_{R2}	n_2	P_1	M_2	F_{R2}	n_2	P_1	M_2	F_{R2}	n_2	P_1	M_2	F_{R2}	n_2	P_1	M_2	F_{R2}
615	6	83.3	5.62	593	12500	125.0	7.94	558	11000	150.0	9.71	569	10100	233.3	12.90	486	8900	466.7	12.90	243	7220
	8	62.5	5.64	793	13500	93.8	7.94	744	12000	112.5	9.71	758	11000	175.0	12.90	648	9720	350.0	12.90	324	7870
	11	45.5	5.19	1003	14900	68.2	7.78	1003	13200	81.8	9.71	1043	12100	127.3	12.90	891	10700	254.5	12.90	445	8670
	13	38.5	4.39	1003	15400	57.7	6.20	944	13900	69.2	7.58	962	12700	107.7	10.10	824	11300	215.4	10.10	412	9120
	15	33.3	3.80	1002	15400	50.0	5.71	1003	14500	60.0	7.52	1101	13300	93.3	10.00	941	11800	186.7	10.00	471	9520
	17	29.4	3.35	1001	15400	44.1	5.04	1004	15100	52.9	6.72	1115	13800	82.4	9.11	972	12200	164.7	9.11	486	9900
	21	23.8	2.72	1004	15400	35.7	4.08	1004	15400	42.9	5.35	1097	14700	66.7	7.11	937	13000	133.3	7.11	469	10600
	25	20.0	2.28	1002	15400	30.0	3.42	1002	15400	36.0	4.57	1115	15400	56.0	6.75	1059	13700	112.0	6.75	530	11100
	29	17.2	1.97	1004	15400	25.9	2.95	1002	15400	31.0	3.93	1113	15400	48.3	5.82	1059	14300	96.6	5.82	530	11700
	35	14.3	1.63	1002	15400	21.4	2.44	1000	15400	25.7	3.26	1114	15400	40.0	4.89	1074	15200	80.0	4.89	537	12400
	43	11.6	1.32	997	15400	17.4	1.99	1002	15400	20.9	2.66	1117	15400	32.6	3.92	1058	15400	65.1	3.92	529	13100
	51	9.8	1.12	1004	15400	14.7	1.68	1004	15400	17.6	2.24	1115	15400	27.5	3.35	1072	15400	54.9	3.35	536	13800
	59	8.5	0.97	1006	15400	12.7	1.45	1002	15400	15.3	1.93	1112	15400	23.7	2.90	1074	15400	47.5	2.90	537	14400
	71	7.0	0.80	998	15400	10.6	1.21	1006	15400	12.7	1.61	1116	15400	19.7	2.30	1025	15400	39.4	2.30	512	15300
	87	5.7	0.66	1009	15400	8.6	0.98	999	15400	10.3	1.31	1113	15400	16.1	1.97	1076	15400	32.2	1.97	538	15400
	119	-	-	-	-	-	-	-	-	-	-	-	-	-	-	-	-	-	-	-	-

mm

198-199

Tip / Type / Typ / Tipo / Type / Tipo	i_{ges}	n_1 = 500 min^{-1}				n_1 = 750 min^{-1}				n_1 = 900 min^{-1}				n_1 = 1400 min^{-1}				n_1 = 2800 min^{-1}			
		n_2	P_1	M_2	F_{R2}	n_2	P_1	M_2	F_{R2}	n_2	P_1	M_2	F_{R2}	n_2	P_1	M_2	F_{R2}	n_2	P_1	M_2	F_{R2}
616	6	-	-	-	-	-	-	-	-	-	-	-	-	-	-	-	-	-	-	-	-
	8	62.5	9.28	1305	14800	93.8	12.40	1162	12900	112.5	15.10	1179	11800	175.0	17.70	889	10300	350.0	18.00	452	8170
	11	45.5	7.66	1481	16400	68.2	11.50	1482	14300	81.8	15.10	1622	13000	127.3	17.70	1222	11400	254.5	18.00	621	9080
	13	38.5	7.74	1768	17400	57.7	10.50	1599	15200	69.2	12.80	1624	13800	107.7	17.10	1395	12100	215.4	17.40	710	9590
	15	33.3	6.71	1769	18100	50.0	9.05	1590	15900	60.0	11.10	1625	14400	93.3	14.70	1384	12600	186.7	15.00	706	10100
	17	29.4	5.91	1765	18900	44.1	8.87	1766	16600	52.9	11.30	1875	15100	82.4	15.00	1600	13100	164.7	15.30	816	10500
	21	23.8	4.78	1764	19200	35.7	7.19	1769	17700	42.9	9.58	1964	16200	66.7	13.20	1740	14100	133.3	13.50	890	11300
	25	20.0	4.02	1766	19200	30.0	6.03	1766	18800	36.0	8.05	1965	17200	56.0	11.50	1804	15000	112.0	11.70	918	11900
	29	17.2	3.47	1768	19200	25.9	5.21	1770	19200	31.0	6.93	1962	17900	48.3	9.67	1760	15700	96.6	9.86	897	12500
	35	14.3	2.87	1765	19200	21.4	4.31	1767	19200	25.7	5.75	1965	19100	40.0	8.62	1893	16800	80.0	8.79	965	13300
	43	11.6	2.34	1768	19200	17.4	3.51	1768	19200	20.9	4.68	1965	19200	32.6	6.70	1808	17900	65.1	6.83	922	14200
	51	9.8	1.97	1765	19200	14.7	2.96	1768	19200	17.6	3.94	1962	19200	27.5	5.64	1805	18900	54.9	5.75	920	15100
	59	8.5	1.71	1773	19200	12.7	2.56	1769	19200	15.3	3.41	1964	19200	23.7	4.88	1807	19200	47.5	4.98	922	15800
	71	7.0	1.41	1759	19200	10.6	2.13	1772	19200	12.7	2.83	1962	19200	19.7	4.05	1805	19200	39.4	4.13	920	16800
	87	5.7	1.16	1773	19200	8.6	1.74	1773	19200	10.3	2.31	1962	19200	16.1	3.30	1802	19200	32.2	3.37	920	17900
	119	-	-	-	-	-	-	-	-	-	-	-	-	-	-	-	-	-	-	-	-
616/09	104	4.8	0.62	1040	19200	7.2	0.82	919	19200	8.7	1.01	943	19200	13.5	1.33	799	19200	26.9	1.33	399	19000
	121	4.1	0.54	1060	19200	6.2	0.75	978	19200	7.4	0.91	989	19200	11.6	1.21	845	19200	23.1	1.21	423	19200
	143	3.5	0.54	1250	19200	5.2	0.75	1160	19200	6.3	0.91	1170	19200	9.8	1.21	999	19200	19.6	1.21	500	19200
	165	3.0	0.54	1440	19200	4.5	0.75	1330	19200	5.5	0.91	1350	19200	8.5	1.21	1150	19200	17.0	1.21	576	19200
	195	2.6	0.46	1450	19200	3.8	0.69	1450	19200	4.6	0.90	1580	19200	7.2	1.20	1350	19200	14.4	1.20	676	19200
	231	2.2	0.47	1780	19200	3.2	0.71	1780	19200	3.9	0.91	1780	19200	6.1	1.21	1610	19200	12.1	1.21	807	19200
	273	1.8	0.40	1780	19200	2.7	0.60	1780	19200	3.3	0.79	1780	19200	5.1	1.20	1780	19200	10.3	1.20	946	19200
	319	1.6	0.34	1780	19200	2.4	0.51	1780	19200	2.8	0.69	1780	19200	4.4	1.02	1780	19200	8.8	1.21	1110	19200
	357	1.4	0.30	1780	19200	2.1	0.46	1780	19200	2.5	0.61	1780	19200	3.9	0.91	1780	19200	7.8	1.07	1100	19200
	377	1.3	0.28	1780	19200	2.0	0.43	1780	19200	2.4	0.58	1780	19200	3.7	0.86	1780	19200	7.4	1.20	1310	19200
	425	1.2	0.25	1780	19200	1.8	0.38	1780	19200	2.1	0.51	1780	19200	3.3	0.76	1780	19200	6.6	1.07	1310	19200
	473	1.1	0.23	1780	19200	1.6	0.34	1780	19200	1.9	0.46	1780	19200	3.0	0.69	1780	19200	5.9	1.21	1650	19200
	525	1.0	0.21	1780	19200	1.4	0.31	1780	19200	1.7	0.41	1780	19200	2.7	0.62	1780	19200	5.3	1.21	1780	19200
	559	0.9	0.20	1780	19200	1.3	0.29	1780	19200	1.6	0.39	1780	19200	2.5	0.59	1780	19200	5.0	1.17	1780	19200
	595	0.8	0.19	1780	19200	1.3	0.27	1780	19200	1.5	0.36	1780	19200	2.4	0.55	1780	19200	4.7	1.07	1780	19200
	649	0.8	0.17	1780	19200	1.2	0.25	1780	19200	1.4	0.33	1780	19200	2.2	0.50	1780	19200	4.3	1.01	1780	19200
	731	0.7	0.15	1780	19200	1.0	0.23	1780	19200	1.2	0.29	1780	19200	1.9	0.45	1780	19200	3.8	0.89	1780	19200
616/10	104	4.8	1.05	1780	19200	7.2	1.57	1780	19200	8.7	2,03	1725	19200	13.5	2.70	1530	19200	26.9	2.70	764	19000
	121	4.1	0.75	1780	19200	6.2	1.13	1780	19200	7.4	1,51	1725	19200	11.6	2.25	1490	19200	23.1	2.70	888	19200
	143	3.5	0.76	1780	19200	5.2	1.14	1780	19200	6.3	1,52	1780	19200	9.8	2.28	1780	19200	19.6	2.70	1050	19200
	165	3.0	0.66	1780	19200	4.5	0.99	1780	19200	5.5	1,31	1780	19200	8.5	1.98	1780	19200	17.0	2.70	1220	19200
	195	2.6	0.56	1780	19200	3.8	0.83	1780	19200	4.6	1,12	1780	19200	7.2	1.68	1780	19200	14.4	2.64	1400	19200
	231	2.2	0.47	1780	19200	3.2	0.71	1780	19200	3.9	0,94	1780	19200	6.1	1.41	1780	19200	12.1	2.70	1700	19200
	273	1.8	0.40	1780	19200	2.7	0.60	1780	19200	3.3	0,79	1780	19200	5.1	1.20	1780	19200	10.3	2.39	1780	19200
	319	1.6	0.34	1780	19200	2.4	0.51	1780	19200	2.8	0,69	1780	19200	4.4	1.02	1780	19200	8.8	2.05	1780	19200
	357	1.4	0.30	1780	19200	2.1	0.46	1780	19200	2.5	0,61	1780	19200	3.9	0.91	1780	19200	7.8	1.82	1780	19200
	377	1.3	0.28	1780	19200	2.0	0.43	1780	19200	2.4	0,58	1780	19200	3.7	0.86	1780	19200	7.4	1.73	1780	19200
	425	1.2	0.25	1780	19200	1.8	0.38	1780	19200	2.1	0,51	1780	19200	3.3	0.76	1780	19200	6.6	1.54	1780	19200
	473	1.1	0.23	1780	19200	1.6	0.34	1780	19200	1.9	0,46	1780	19200	3.0	0.69	1780	19200	5.9	1.38	1780	19200
	525	1.0	0.21	1780	19200	1.4	0.31	1780	19200	1.7	0,41	1780	19200	2.7	0.62	1780	19200	5.3	1.25	1780	19200
	559	0.9	0.20	1780	19200	1.3	0.29	1780	19200	1.6	0,39	1780	19200	2.5	0.59	1780	19200	5.0	1.17	1780	19200
	595	0.8	0.19	1780	19200	1.3	0.27	1780	19200	1.5	0,36	1780	19200	2.4	0.55	1780	19200	4.7	1.10	1780	19200
	649	0.8	0.17	1780	19200	1.2	0.25	1780	19200	1.4	0,33	1780	19200	2.2	0.50	1780	19200	4.3	1.01	1780	19200
	731	0.7	0.15	1780	19200	1.0	0.23	1780	19200	1.2	0,29	1780	19200	1.9	0.45	1780	19200	3.8	0.89	1780	19200
616/11	104	4.8	1.05	1780	19200	7.2	1.57	1780	19200	8.7	2.03	1780	19200	13.5	3.14	1530	19200	26.9	4.97	1410	19000
	121	4.1	0.75	1780	19200	6.2	1.13	1780	19200	7.4	1.51	1780	19200	11.6	2.25	1490	19200	23.1	4.52	1770	19200
	143	3.5	0.76	1780	19200	5.2	1.14	1780	19200	6.3	1.52	1780	19200	9.8	2.28	1780	19200	19.6	4.56	1780	19200
	165	3.0	0.66	1780	19200	4.5	0.99	1780	19200	5.5	1.31	1780	19200	8.5	1.98	1780	19200	17.0	3.95	1780	19200
	195	2.6	0.56	1780	19200	3.8	0.83	1780	19200	4.6	1.12	1780	19200	7.2	1.68	1780	19200	14.4	3.34	1780	19200
	231	2.2	0.47	1780	19200	3.2	0.71	1780	19200	3.9	0.94	1780	19200	6.1	1.41	1780	19200	12.1	2.82	1780	19200
	273	1.8	0.40	1780	19200	2.7	0.60	1780	19200	3.3	0.79	1780	19200	5.1	1.20	1780	19200	10.3	2.39	1780	19200
	319	1.6	0.34	1780	19200	2.4	0.51	1780	19200	2.8	0.69	1780	19200	4.4	1.02	1780	19200	8.8	2.05	1780	19200
	357	1.4	0.30	1780	19200	2.1	0.46	1780	19200	2.5	0.61	1780	19200	3.9	0.91	1780	19200	7.8	1.82	1780	19200
	377	1.3	0.28	1780	19200	2.0	0.43	1780	19200	2.4	0.58	1780	19200	3.7	0.86	1780	19200	7.4	1.73	1780	19200
	425	1.2	0.25	1780	19200	1.8	0.38	1780	19200	2.1	0.51	1780	19200	3.3	0.76	1780	19200	6.6	1.54	1780	19200
	473	1.1	0.23	1780	19200	1.6	0.34	1780	19200	1.9	0.46	1780	19200	3.0	0.69	1780	19200	5.9	1.38	1780	19200
	525	1.0	0.21	1780	19200	1.4	0.31	1780	19200	1.7	0.41	1780	19200	2.7	0.62	1780	19200	5.3	1.25	1780	19200
	559	0.9	0.20	1780	19200	1.3	0.29	1780	19200	1.6	0.39	1780	19200	2.5	0.59	1780	19200	5.0	1.17	1780	19200
	595	0.8	0.19	1780	19200	1.3	0.27	1780	19200	1.5	0.36	1780	19200	2.4	0.55	1780	19200	4.7	1.10	1780	19200
	649	0.8	0.17	1780	19200	1.2	0.25	1780	19200	1.4	0.33	1780	19200	2.2	0.50	1780	19200	4.3	1.01	1780	19200
	731	0.7	0.15	1780	19200	1.0	0.23	1780	19200	1.2	0.29	1780	19200	1.9	0.45	1780	19200	3.8	0.89	1780	19200

202-203

288-289

292-293

296-297

Tip / Type / Typ / Tipo / Type / Tipo	i_{ges}	n_1 = 500 min^{-1}				n_1 = 750 min^{-1}				n_1 = 900 min^{-1}				n_1 = 1400 min^{-1}				n_1 = 2800 min^{-1}			
		n_2	P_1	M_2	F_{R2}	n_2	P_1	M_2	F_{R2}	n_2	P_1	M_2	F_{R2}	n_2	P_1	M_2	F_{R2}	n_2	P_1	M_2	F_{R2}
617	6	-	-	-	-	-	-	-	-	-	-	-	-	-	-	-	-	-	-	-	-
	8	-	-	-	-	-	-	-	-	-	-	-	-	-	-	-	-	-	-	-	-
	11	45.5	12.50	2416	19500	68.2	16.60	2139	17000	81.8	20.30	2180	15500	127.3	27.00	1864	13500	-	-	-	-
	13	38.5	11.70	2673	20600	57.7	16.50	2513	17900	69.2	20.10	2551	16400	107.7	26.80	2186	14300	-	-	-	-
	15	33.3	10.10	2662	21600	50.0	13.90	2443	18800	60.0	17.10	2504	17200	93.3	22.70	2137	15000	-	-	-	-
	17	29.4	8.94	2671	22500	44.1	11.90	2370	19700	52.9	14.50	2406	17800	82.4	19.30	2059	15600	-	-	-	-
	21	23.8	7.25	2675	24100	35.7	10.90	2681	21100	42.9	13.80	2829	19200	66.7	18.40	2425	16800	-	-	-	-
	25	20.0	6.09	2675	25600	30.0	9.13	2674	22400	36.0	11.70	2855	20300	56.0	15.50	2432	17700	-	-	-	-
206-207	29	17.2	5.25	2675	26900	25.9	7.87	2674	23500	31.0	10.50	2973	21400	48.3	14.20	2584	18600	-	-	-	-
	35	14.3	4.35	2675	27000	21.4	6.52	2673	25000	25.7	8.70	2973	22700	40.0	12.40	2724	19900	-	-	-	-
	43	11.6	3.54	2675	27000	17.4	5.31	2675	26800	20.9	6.92	2905	24300	32.6	9.20	2483	21300	-	-	-	-
	51	9.8	2.98	2671	27000	14.7	4.48	2677	27000	17.6	5.97	2972	25800	27.5	8.23	2634	22500	-	-	-	-
	59	8.5	2.58	2675	27000	12.7	3.87	2675	27000	15.3	5.16	2972	27000	23.7	7.04	2607	23600	-	-	-	-
	71	7.0	2.15	2682	27000	10.6	3.22	2678	27000	12.7	4.28	2967	27000	19.7	5.94	2647	25100	-	-	-	-
	87	5.7	1.75	2675	27000	8.6	2.63	2680	27000	10.3	3.50	2973	27000	16.1	4.76	2599	26900	-	-	-	-
	119	-	-	-	-	-	-	-	-	-	-	-	-	-	-	-	-	-	-	-	-
617/09	104	4.8	0.62	1040	27000	7.2	0.82	919	27000	8.7	1.01	943	27000	13.5	1.33	799	27000	26.9	1.33	399	22600
	121	4.1	0.54	1060	27000	6.2	0.75	978	27000	7.4	0.91	989	27000	11.6	1.21	845	27000	23.1	1.21	423	23800
	143	3.5	0.54	1250	27000	5.2	0.75	1160	27000	6.3	0.91	1170	27000	9.8	1.21	999	27000	19.6	1.21	500	25200
	165	3.0	0.54	1440	27000	4.5	0.75	1330	27000	5.5	0.91	1350	27000	8.5	1.21	1150	27000	17.0	1.21	576	26500
	195	2.6	0.46	1450	27000	3.8	0.69	1450	27000	4.6	0.90	1580	27000	7.2	1.20	1350	27000	14.4	1.20	676	27000
	231	2.2	0.54	2020	27000	3.2	0.75	1870	27000	3.9	0.91	1890	27000	6.1	1.21	1610	27000	12.1	1.21	807	27000
	273	1.8	0.43	1900	27000	2.7	0.69	2030	27000	3.3	0.90	2210	27000	5.1	1.20	1890	27000	10.3	1.20	946	27000
	319	1.6	0.52	2690	27000	2.4	0.75	2580	27000	2.8	0.91	2610	27000	4.4	1.21	2230	27000	8.8	1.21	1110	27000
300-301	357	1.4	0.41	2370	27000	2.1	0.63	2420	27000	2.5	0.80	2570	27000	3.9	1.07	2200	27000	7.8	1.07	1100	27000
	377	1.3	0.44	2690	27000	2.0	0.66	2690	27000	2.4	0.87	2690	27000	3.7	1.20	2610	27000	7.4	1.20	1310	27000
	425	1.2	0.38	2690	27000	1.8	0.58	2690	27000	2.1	0.77	2690	27000	3.3	1.07	2630	27000	6.6	1.07	1310	27000
	473	1.1	0.34	2690	27000	1.6	0.52	2690	27000	1.9	0.70	2690	27000	3.0	1.04	2690	27000	5.9	1.21	1650	27000
	525	1.0	0.31	2690	27000	1.4	0.47	2690	27000	1.7	0.63	2690	27000	2.7	0.94	2690	27000	5.3	1.21	1830	27000
	559	0.9	0.29	2690	27000	1.3	0.44	2690	27000	1.6	0.59	2690	27000	2.5	0.88	2690	27000	5.0	1.20	1940	27000
	595	0.8	0.27	2690	27000	1.3	0.41	2690	27000	1.5	0.55	2690	27000	2.4	0.83	2690	27000	4.7	1.07	1840	27000
	649	0.8	0.25	2690	27000	1.2	0.38	2690	27000	1.4	0.51	2690	27000	2.2	0.76	2690	27000	4.3	1.21	2270	27000
	731	0.7	0.23	2690	27000	1.0	0.33	2690	27000	1.2	0.45	2690	27000	1.9	0.68	2690	27000	3.8	1.07	2260	27000
617/10	104	4.8	1.25	2100	27000	7.2	1.66	1860	27000	8.7	2.03	1900	27000	13.5	2.70	1620	27000	26.9	2.70	811	22600
	121	4.1	1.04	2030	27000	6.2	1.56	2030	27000	7.4	2.03	2210	27000	11.6	2.70	1890	27000	23.1	2.70	943	23800
	143	3.5	1.04	2400	27000	5.2	1.56	2400	27000	6.3	2.03	2610	27000	9.8	2.70	2230	27000	19.6	2.70	1120	25200
	165	3.0	1.00	2690	27000	4.5	1.50	2690	27000	5.5	1.99	2690	27000	8.5	2.70	2570	27000	17.0	2.70	1290	26500
	195	2.6	0.84	2690	27000	3.8	1.26	2690	27000	4.6	1.69	2690	27000	7.2	2.53	2690	27000	14.4	2.64	1490	27000
	231	2.2	0.72	2690	27000	3.2	1.07	2690	27000	3.9	1.42	2690	27000	6.1	2.14	2690	27000	12.1	2.70	1800	27000
	273	1.8	0.60	2690	27000	2.7	0.90	2690	27000	3.3	1.21	2690	27000	5.1	1.80	2690	27000	10.3	2.64	2080	27000
304-305	319	1.6	0.52	2690	27000	2.4	0.77	2690	27000	2.8	1.03	2690	27000	4.4	1.55	2690	27000	8.8	2.70	2490	27000
	357	1.4	0.46	2690	27000	2.1	0.70	2690	27000	2.5	0.92	2690	27000	3.9	1.38	2690	27000	7.8	2.16	2230	27000
	377	1.3	0.44	2690	27000	2.0	0.66	2690	27000	2.4	0.87	2690	27000	3.7	1.31	2690	27000	7.4	2.64	2870	27000
	425	1.2	0.38	2690	27000	1.8	0.58	2690	27000	2.1	0.77	2690	27000	3.3	1.16	2690	27000	6.6	2.16	2650	27000
	473	1.1	0.34	2690	27000	1.6	0.52	2690	27000	1.9	0.70	2690	27000	3.0	1.04	2690	27000	5.9	2.09	2690	27000
	525	1.0	0.31	2690	27000	1.4	0.47	2690	27000	1.7	0.63	2690	27000	2.7	0.94	2690	27000	5.3	1.88	2690	27000
	559	0.9	0.29	2690	27000	1.3	0.44	2690	27000	1.6	0.59	2690	27000	2.5	0.88	2690	27000	5.0	1.76	2690	27000
	595	0.8	0.27	2690	27000	1.3	0.41	2690	27000	1.5	0.55	2690	27000	2.4	0.83	2690	27000	4.7	1.66	2690	27000
	649	0.8	0.25	2690	27000	1.2	0.38	2690	27000	1.4	0.51	2690	27000	2.2	0.76	2690	27000	4.3	1.48	2690	27000
	731	0.7	0.23	2690	27000	1.0	0.33	2690	27000	1.2	0.45	2690	27000	1.9	0.68	2690	27000	3.8	1.35	2690	27000
617/11	104	4.8	1.58	2690	27000	7.2	2.37	2690	27000	8.7	3.17	2690	27000	13.5	4.75	2690	27000	26.9	4.97	1410	22600
	121	4.1	1.26	2500	27000	6.2	1.89	2500	27000	7.4	2.53	2500	27000	11.6	3.78	2500	27000	23.1	4.97	1640	23800
	143	3.5	1.15	2690	27000	5.2	1.73	2690	27000	6.3	2.30	2690	27000	9.8	3.45	2690	27000	19.6	4.97	1930	25200
	165	3.0	1.00	2690	27000	4.5	1.50	2690	27000	5.5	1.99	2690	27000	8.5	2.99	2690	27000	17.0	4.82	2170	26500
	195	2.6	0.84	2690	27000	3.8	1.26	2690	27000	4.6	1.69	2690	27000	7.2	2.53	2690	27000	14.4	4.32	2300	27000
	231	2.2	0.72	2690	27000	3.2	1.07	2690	27000	3.9	1.42	2690	27000	6.1	2.14	2690	27000	12.1	4.27	2690	27000
	273	1.8	0.60	2690	27000	2.7	0.90	2690	27000	3.3	1.21	2690	27000	5.1	1.80	2690	27000	10.3	3.62	2690	27000
308-309	319	1.6	0.52	2690	27000	2.4	0.77	2690	27000	2.8	1.03	2690	27000	4.4	1.55	2690	27000	8.8	2.93	2690	27000
	357	1.4	0.46	2690	27000	2.1	0.70	2690	27000	2.5	0.92	2690	27000	3.9	1.38	2690	27000	7.8	2.76	2690	27000
	377	1.3	0.44	2690	27000	2.0	0.66	2690	27000	2.4	0.87	2690	27000	3.7	1.31	2690	27000	7.4	2.62	2690	27000
	425	1.2	0.38	2690	27000	1.8	0.58	2690	27000	2.1	0.77	2690	27000	3.3	1.16	2690	27000	6.6	2.32	2690	27000
	473	1.1	0.34	2690	27000	1.6	0.52	2690	27000	1.9	0.70	2690	27000	3.0	1.04	2690	27000	5.9	2.09	2690	27000
	525	1.0	0.31	2690	27000	1.4	0.47	2690	27000	1.7	0.63	2690	27000	2.7	0.94	2690	27000	5.3	1.88	2690	27000
	559	0.9	0.29	2690	27000	1.3	0.44	2690	27000	1.6	0.59	2690	27000	2.5	0.88	2690	27000	5.0	1.76	2690	27000
	595	0.8	0.27	2690	27000	1.3	0.41	2690	27000	1.5	0.55	2690	27000	2.4	0.83	2690	27000	4.7	1.66	2690	27000
	649	0.8	0.25	2690	27000	1.2	0.38	2690	27000	1.4	0.51	2690	27000	2.2	0.76	2690	27000	4.3	1.48	2690	27000
	731	0.7	0.23	2690	27000	1.0	0.33	2690	27000	1.2	0.45	2690	27000	1.9	0.68	2690	27000	3.8	1.35	2690	27000

Tip / Type / Typ / Tipo / Type / Tipo	i_{ges}	n_1 = 500 min^{-1}				n_1 = 750 min^{-1}				n_1 = 900 min^{-1}				n_1 = 1400 min^{-1}				n_1 = 2800 min^{-1}			
		n_2	P_1	M_2	F_{R2}	n_2	P_1	M_2	F_{R2}	n_2	P_1	M_2	F_{R2}	n_2	P_1	M_2	F_{R2}	n_2	P_1	M_2	F_{R2}
618	6	-	-	-	-	-	-	-	-	-	-	-	-	-	-	-	-	-	-	-	-
	8	-	-	-	-	-	-	-	-	-	-	-	-	-	-	-	-	-	-	-	-
	11	45.5	16.80	3247	26200	68.2	23.80	3067	22800	81.8	29.10	3125	20800	127.3	32.90	2271	18100	-	-	-	-
	13	38.5	17.00	3883	27600	57.7	22.70	3457	24100	69.2	27.70	3515	22000	107.7	32.90	2684	19200	-	-	-	-
	15	33.3	14.20	3743	29000	50.0	18.90	3321	25300	60.0	23.10	3383	23000	93.3	30.80	2899	20100	-	-	-	-
	17	29.4	13.20	3943	30300	44.1	18.40	3664	26400	52.9	22.50	3734	24000	82.4	29.90	3190	21000	-	-	-	-
	21	23.8	10.80	3985	32500	35.7	16.10	3961	28300	42.9	20.30	4162	25800	66.7	27.00	3558	22500	-	-	-	-
	25	20.0	9.02	3962	34400	30.0	13.50	3954	30000	36.0	17.20	4198	27300	56.0	22.80	3577	23800	-	-	-	-
	29	17.2	7.77	3959	36200	25.9	11.30	3839	31600	31.0	13.80	3907	28700	48.3	18.40	3349	25100	-	-	-	-
	35	14.3	6.44	3961	36600	21.4	9.67	3965	33600	25.7	12.80	4373	30500	40.0	18.40	4042	26700	-	-	-	-
	43	11.6	5.25	3967	36600	17.4	7.87	3964	36000	20.9	10.50	4408	32700	32.6	14.70	3967	28500	-	-	-	-
	51	9.8	4.42	3961	36600	14.7	6.64	3967	36600	17.6	8.53	4247	34600	27.5	11.40	3649	30300	-	-	-	-
	59	8.5	3.82	3960	36600	12.7	5.66	3912	36600	15.3	6.92	3986	36400	23.7	9.20	3406	31800	-	-	-	-
	71	7.0	3.18	3967	36600	10.6	4.76	3959	36600	12.7	6.26	4339	36600	19.7	8.31	3703	33700	-	-	-	-
	87	5.7	2.59	3959	36600	8.6	3.89	3965	36600	10.3	5.19	4408	36600	16.1	7.28	3975	36200	-	-	-	-
	119	-	-	-	-	-	-	-	-	-	-	-	-	-	-	-	-	-	-	-	-
618/10	104	4.8	1.25	2100	36600	7.2	1.66	1860	36600	8.7	2.03	1900	36600	13.5	2.70	1620	36600	26.9	2.70	811	30500
	121	4.1	1.04	2030	36600	6.2	1.56	2030	36600	7.4	2.03	2210	36600	11.6	2.70	1890	36600	23.1	2.70	943	32100
	143	3.5	1.04	2400	36600	5.2	1.56	2400	36600	6.3	2.03	2610	36600	9.8	2.70	2230	36600	19.6	2.70	1120	33800
	165	3.0	1.04	2770	36600	4.5	1.56	2770	36600	5.5	2.03	3010	36600	8.5	2.70	2570	36600	17.0	2.70	1290	35500
	195	2.6	0.88	2770	36600	3.8	1.31	2750	36600	4.6	1.75	3060	36600	7.2	2.64	2970	36600	14.4	2.64	1490	36600
	231	2.2	1.04	3880	36600	3.2	1.56	3880	36600	3.9	2.03	3980	36600	6.1	2.70	3600	36600	12.1	2.70	1800	36600
	273	1.8	0.88	3880	36600	2.7	1.31	3850	36600	3.3	1.75	3980	36600	5.1	2.64	3980	36600	10.3	2.64	2080	36600
	319	1.6	0.76	3980	36600	2.4	1.15	3980	36600	2.8	1.53	3980	36600	4.4	2.29	3980	36600	8.8	2.70	2490	36600
	357	1.4	0.69	3980	36600	2.1	1.03	3980	36600	2.5	1.36	3980	36600	3.9	2.05	3980	36600	7.8	2.16	2230	36600
	377	1.3	0.65	3980	36600	2.0	0.97	3980	36600	2.4	1.29	3980	36600	3.7	1.94	3980	36600	7.4	2.64	2870	36600
	425	1.2	0.58	3980	36600	1.8	0.83	3980	36600	2.1	1.15	3980	36600	3.3	1.73	3980	36600	6.6	2.16	2650	36600
	473	1.1	0.52	3980	36600	1.6	0.77	3980	36600	1.9	1.03	3980	36600	3.0	1.55	3980	36600	5.9	2.70	3690	36600
	525	1.0	0.46	3980	36600	1.4	0.70	3980	36600	1.7	0.93	3980	36600	2.7	1.39	3980	36600	5.3	2.70	4090	36600
	559	0.9	0.43	3980	36600	1.3	0.66	3980	36600	1.6	0.87	3980	36600	2.5	1.30	3980	36600	5.0	2.64	4260	36600
	595	0.8	0.41	3980	36600	1.3	0.63	3980	36600	1.5	0.82	3980	36600	2.4	1.23	3980	36600	4.7	2.16	3710	36600
	649	0.8	0.37	3980	36600	1.2	0.56	3980	36600	1.4	0.75	3980	36600	2.2	1.13	3980	36600	4.3	2.25	3980	36600
	731	0.7	0.33	3980	36600	1.0	0.50	3980	36600	1.2	0.67	3980	36600	1.9	1.00	3980	36600	3.8	2.00	3980	36600
618/13	104	4.8	2.28	3890	36600	7.2	3.43	3890	36600	8.7	4.58	3890	36600	13.5	6.86	3890	36600	26.9	9.90	2800	30500
	121	4.1	1.65	3270	36600	6.2	2.48	3270	36600	7.4	3.30	3270	36600	11.6	4.95	3270	36600	23.1	9.72	3210	32100
	143	3.5	1.67	3890	36600	5.2	2.50	3890	36600	6.3	3.32	3890	36600	9.8	4.99	3890	36600	19.6	9.72	3780	33800
	165	3.0	1.48	3980	36600	4.5	2.22	3980	36600	5.5	2.95	3980	36600	8.5	4.43	3980	36600	17.0	8.23	3700	35500
	195	2.6	1.25	3980	36600	3.8	1.87	3980	36600	4.6	2.50	3980	36600	7.2	3.75	3980	36600	14.4	7.36	3910	36600
	231	2.2	1.06	3980	36600	3.2	1.59	3980	36600	3.9	2.11	3980	36600	6.1	3.17	3980	36600	12.1	6.33	3980	36600
	273	1.8	0.89	3980	36600	2.7	1.34	3980	36600	3.3	1.78	3980	36600	5.1	2.68	3980	36600	10.3	5.36	3980	36600
	319	1.6	0.76	3980	36600	2.4	1.15	3980	36600	2.8	1.53	3980	36600	4.4	2.29	3980	36600	8.8	4.59	3980	36600
	357	1.4	0.69	3980	36600	2.1	1.03	3980	36600	2.5	1.36	3980	36600	3.9	2.05	3980	36600	7.8	4.10	3980	36600
	377	1.3	0.65	3980	36600	2.0	0.97	3980	36600	2.4	1.29	3980	36600	3.7	1.94	3980	36600	7.4	3.88	3980	36600
	425	1.2	0.58	3980	36600	1.8	0.83	3980	36600	2.1	1.15	3980	36600	3.3	1.73	3980	36600	6.6	3.44	3980	36600
	473	1.1	0.52	3980	36600	1.6	0.77	3980	36600	1.9	1.03	3980	36600	3.0	1.55	3980	36600	5.9	3.10	3980	36600
	525	1.0	0.46	3980	36600	1.4	0.70	3980	36600	1.7	0.93	3980	36600	2.7	1.39	3980	36600	5.3	2.78	3980	36600
	559	0.9	0.43	3980	36600	1.3	0.66	3980	36600	1.6	0.87	3980	36600	2.5	1.30	3980	36600	5.0	2.62	3980	36600
	595	0.8	0.41	3980	36600	1.3	0.63	3980	36600	1.5	0.82	3980	36600	2.4	1.23	3980	36600	4.7	2.46	3980	36600
	649	0.8	0.37	3980	36600	1.2	0.56	3980	36600	1.4	0.75	3980	36600	2.2	1.13	3980	36600	4.3	2.25	3980	36600
	731	0.7	0.33	3980	36600	1.0	0.50	3980	36600	1.2	0.67	3980	36600	1.9	1.00	3980	36600	3.8	2.00	3980	36600

Tip / Type / Typ / Tipo / Type / Tipo	i_{ges}	n_1 = 500 min^{-1}				n_1 = 750 min^{-1}				n_1 = 900 min^{-1}				n_1 = 1400 min^{-1}				n_1 = 2800 min^{-1}			
		n_2	P_1	M_2	F_{R2}	n_2	P_1	M_2	F_{R2}	n_2	P_1	M_2	F_{R2}	n_2	P_1	M_2	F_{R2}	n_2	P_1	M_2	F_{R2}
619	6	-	-	-	-	-	-	-	-	-	-	-	-	-	-	-	-	-	-	-	-
	8	-	-	-	-	-	-	-	-	-	-	-	-	-	-	-	-	-	-	-	-
	11	45.5	21.50	4156	36600	68.2	28.40	3660	32000	81.8	34.80	3737	29000	127.3	43.10	2975	25400	-	-	-	-
	13	38.5	21.00	4797	38700	57.7	27.90	4249	33800	69.2	34.10	4328	30700	107.7	43.10	3516	26900	-	-	-	-
	15	33.3	21.00	5535	40600	50.0	27.90	4903	35500	60.0	34.10	4993	32300	93.3	43.10	4057	28100	-	-	-	-
	17	29.4	21.00	6273	42400	44.1	27.90	5556	37000	52.9	34.10	5659	33600	82.4	43.10	4598	29300	-	-	-	-
	21	23.8	16.90	6236	45400	35.7	22.40	5511	39700	42.9	27.40	5617	36100	66.7	36.40	4797	31500	-	-	-	-
	25	20.0	15.90	6985	48100	30.0	21.10	6179	42100	36,0	25.80	6297	38200	56.0	34.30	5381	33300	-	-	-	-
	29	17.2	13.80	7032	50600	25.9	18.50	6285	44100	31.0	22.70	6426	40100	48.3	30.10	5478	35100	-	-	-	-
	35	14.3	11.00	6765	51000	21.4	14.60	5986	47000	25.7	17.90	6116	42700	40.0	23.80	5228	37400	-	-	-	-
	43	11.6	9.35	7067	51000	17.4	12.70	6397	50400	20.9	15.50	6507	45800	32.6	20.50	5532	40000	-	-	-	-
	51	9.8	7.88	7064	51000	14.7	11.00	6572	51000	17.6	13.40	6672	48400	27.5	17.80	5697	42400	-	-	-	-
	59	8.5	6.81	7064	51000	12.7	9.20	6359	51000	15.3	11.30	6508	50900	23.7	14.90	5517	44400	-	-	-	-
	71	7.0	5.67	7070	51000	10.6	8.16	6787	51000	12.7	10.00	6931	51000	19.7	13.20	5882	47300	-	-	-	-
	87	5.7	4.63	7074	51000	8.6	6.93	7063	51000	10.3	8.71	7398	51000	16.1	11.60	6333	50600	-	-	-	-
	119	-	-	-	-	-	-	-	-	-	-	-	-	-	-	-	-	-	-	-	-
619/11	104	4.8	2.30	3920	51000	7.2	3.06	3470	51000	8.7	3.75	3190	51000	13.5	4.97	2810	51000	26.9	4.97	1410	42500
	121	4.1	2.33	4610	51000	6.2	3.08	4060	51000	7.4	3.76	3720	51000	11.6	4.97	3280	51000	23.1	4.97	1640	44800
	143	3.5	2.33	5440	51000	5.2	3.08	4800	51000	6.3	3.76	4390	51000	9.8	4.97	3870	51000	19.6	4.97	1930	47400
	165	3.0	2.33	6280	51000	4.5	3.08	5540	51000	5.5	3.76	5070	51000	8.5	4.97	4470	51000	17.0	4.97	2240	49700
	195	2.6	2.11	6730	51000	3.8	2.97	6300	51000	4.6	3.63	5780	51000	7.2	4.82	5130	51000	14.4	4.82	2560	51000
	231	2.2	1.88	7110	51000	3.2	2.82	7110	51000	3.9	3.76	7100	51000	6.1	4.97	6260	51000	12.1	4.97	3130	51000
	273	1.8	1.59	7110	51000	2.7	2.39	7110	51000	3.3	3.19	7110	51000	5.1	4.77	7110	51000	10.3	4.82	3590	51000
	319	1.6	1.36	7110	51000	2.4	2.05	7110	51000	2.8	2.73	7110	51000	4.4	4.09	7110	51000	8.8	4.97	4310	51000
	357	1.4	1.22	7110	51000	2.1	1.82	7110	51000	2.5	2.43	7110	51000	3.9	3.66	7110	51000	7.8	4.67	4540	51000
	377	1.3	1.16	7110	51000	2.0	1.73	7110	51000	2.4	2.30	7110	51000	3.7	3.46	7110	51000	7.4	4.82	4950	51000
	425	1.2	1.02	7110	51000	1.8	1.54	7110	51000	2.1	2.05	7110	51000	3.3	3.07	7110	51000	6.6	4.67	5400	51000
	473	1.1	0.92	7110	51000	1.6	1.38	7110	51000	1.9	1.84	7110	51000	3.0	2.75	7110	51000	5.9	4.97	6400	51000
	525	1.0	0.82	7110	51000	1.4	1.25	7110	51000	1.7	1.66	7110	51000	2.7	2.48	7110	51000	5.3	4.04	5780	51000
	559	0.9	0.77	7110	51000	1.3	1.17	7110	51000	1.6	1.56	7110	51000	2.5	2.33	7110	51000	5.0	4.67	7110	51000
	595	0.8	0.74	7110	51000	1.3	1.10	7110	51000	1.5	1.46	7110	51000	2.4	2.20	7110	51000	4.7	4.38	7110	51000
	649	0.8	0.67	7110	51000	1.2	1.01	7110	51000	1.4	1.34	7110	51000	2.2	2.01	7110	51000	4.3	4.02	7110	51000
	731	0.7	0.60	7110	51000	1.0	0.89	7110	51000	1.2	1.19	7110	51000	1.9	1.78	7110	51000	3.8	3.57	7110	51000
619/13	104	4.8	3.95	6860	51000	7.2	5.86	6650	51000	8.7	7.11	6040	51000	13.5	9.31	5280	51000	26.9	9.90	2800	42500
	121	4.1	2.81	5680	51000	6.2	4.23	5570	51000	7.4	5.64	5570	51000	11.6	8.45	5570	51000	23.1	9.72	3210	44800
	143	3.5	2.87	6860	51000	5.2	4.31	6730	51000	6.3	5.75	6730	51000	9.8	7.54	5870	51000	19.6	9.72	3780	47400
	165	3.0	2.49	6860	51000	4.5	3.74	6730	51000	5.5	4.99	6730	51000	8.5	7.48	6730	51000	17.0	9.72	4370	49700
	195	2.6	2.11	6860	51000	3.8	3.17	6730	51000	4.6	4.22	6730	51000	7.2	5.85	6220	51000	14.4	9.20	4880	51000
	231	2.2	1.88	7110	51000	3.2	2.82	7110	51000	3.9	3.76	7110	51000	6.1	5.65	7110	51000	12.1	9.25	5810	51000
	273	1.8	1.59	7110	51000	2.7	2.39	7110	51000	3.3	3.19	7110	51000	5.1	4.77	7110	51000	10.3	8.28	6160	51000
	319	1.6	1.36	7110	51000	2.4	2.05	7110	51000	2.8	2.73	7110	51000	4.4	4.09	7110	51000	8.8	6.59	5730	51000
	357	1.4	1.22	7110	51000	2.1	1.82	7110	51000	2.5	2.43	7110	51000	3.9	3.66	7110	51000	7.8	7.04	6840	51000
	377	1.3	1.16	7110	51000	2.0	1.73	7110	51000	2.4	2.30	7110	51000	3.7	3.46	7110	51000	7.4	5.90	6060	51000
	425	1.2	1.02	7110	51000	1.8	1.54	7110	51000	2.1	2.05	7110	51000	3.3	3.07	7110	51000	6.6	6.14	7110	51000
	473	1.1	0.92	7110	51000	1.6	1.38	7110	51000	1.9	1.84	7110	51000	3.0	2.75	7110	51000	5.9	4.60	5920	51000
	525	1.0	0.82	7110	51000	1.4	1.25	7110	51000	1.7	1.66	7110	51000	2.7	2.48	7110	51000	5.3	4.97	7110	51000
	559	0.9	0.77	7110	51000	1.3	1.17	7110	51000	1.6	1.56	7110	51000	2.5	2.33	7110	51000	5.0	4.11	6260	51000
	595	0.8	0.74	7110	51000	1.3	1.10	7110	51000	1.5	1.46	7110	51000	2.4	2.20	7110	51000	4.7	4.18	6780	51000
	649	0.8	0.67	7110	51000	1.2	1.01	7110	51000	1.4	1.34	7110	51000	2.2	2.01	7110	51000	4.3	3.55	6270	51000
	731	0.7	0.60	7110	51000	1.0	0.89	7110	51000	1.2	1.19	7110	51000	1.9	1.78	7110	51000	3.8	3.44	6840	51000



214-215



320-321



324-325

Tip / Type / Typ / Tipo / Type / Tipo	i_{ges}	n_1 = 500 min^{-1}				n_1 = 750 min^{-1}				n_1 = 900 min^{-1}				n_1 = 1400 min^{-1}				n_1 = 2800 min^{-1}			
		n_2	P_1	M_2	F_{R2}	n_2	P_1	M_2	F_{R2}	n_2	P_1	M_2	F_{R2}	n_2	P_1	M_2	F_{R2}	n_2	P_1	M_2	F_{R2}
620	6	-	-	-	-	-	-	-	-	-	-	-	-	-	-	-	-	-	-	-	-
	8	-	-	-	-	-	-	-	-	-	-	-	-	-	-	-	-	-	-	-	-
	11	45.5	27.80	5374	45800	68.2	38.50	4961	40600	81.8	46.90	5036	37200	127.3	57.80	3990	32900	-	-	-	-
	13	-	-	-	-	-	-	-	-	-	-	-	-	-	-	-	-	-	-	-	-
	15	33.3	25.40	6695	50300	50.0	37.50	6590	44500	60.0	45.50	6663	40800	93.3	57.80	5441	36200	-	-	-	-
	17	-	-	-	-	-	-	-	-	-	-	-	-	-	-	-	-	-	-	-	-
	21	23.8	19.10	7048	55600	35.7	28.70	7060	49200	42.9	35.00	7175	45200	66.7	46.30	6102	40000	-	-	-	-
	25	-	-	-	-	-	-	-	-	-	-	-	-	-	-	-	-	-	-	-	-
	29	17.2	13.80	7032	61300	25.9	20.80	7066	54200	31.0	27.80	7870	49800	48.3	38.90	7080	44000	-	-	-	-
	35	-	-	-	-	-	-	-	-	-	-	-	-	-	-	-	-	-	-	-	-
	43	11.6	11.00	8312	67800	17.4	16.30	8211	61100	20.9	20.60	8647	56000	32.6	27.00	7286	49600	-	-	-	-
	51	-	-	-	-	-	-	-	-	-	-	-	-	-	-	-	-	-	-	-	-
	59	8.5	8.00	8294	67800	12.7	12.00	8294	67200	15.3	15.30	8812	61600	23.7	18.80	6961	54500	-	-	-	-
	71	-	-	-	-	-	-	-	-	-	-	-	-	-	-	-	-	-	-	-	-
	87	5.7	4.60	7032	67800	8.6	6.93	7063	67800	10.3	9.25	7856	67800	16.1	13.50	7371	61300	-	-	-	-
	119	-	-	-	-	-	-	-	-	-	-	-	-	-	-	-	-	-	-	-	-
620/11	104	4.8	-	-	67800	7.2	-	-	-	8.7	-	-	-	13.5	-	-	-	26.9	-	-	-
	121	4.1	2.33	4560	67800	6.2	3.08	4020	67800	7.4	3.76	4090	67800	11.6	4.97	3470	67800	23.1	4.97	1740	54900
	143	3.5	-	-	67800	5.2	-	-	-	6.3	-	-	-	9.8	-	-	-	19.6	-	-	-
	165	3.0	2.33	6020	67800	4.5	3.08	5480	67800	5.5	3.76	5570	67800	8.5	4.97	4740	67800	17.0	4.97	2370	60300
	195	2.6	2.11	6730	67800	3.8	2.97	6240	67800	4.6	3.63	6360	67800	7.2	4.82	5430	67800	14.4	4.82	2710	63400
	231	2.2	1.88	7110	67800	3.2	2.82	7110	67800	3.9	3.76	7800	67800	6.1	4.97	6630	67800	12.1	4.97	3310	66700
	273	1.8	1.59	7110	67800	2.7	2.39	7110	67800	3.3	3.19	7110	67800	5.1	4.77	7110	67800	10.3	4.82	3800	67800
	319	1.6	1.36	7110	67800	2.4	2.05	7110	67800	2.8	2.73	7110	67800	4.4	4.09	7110	67800	8.8	4.97	4580	67800
	357	1.4	1.22	7110	67800	2.1	1.82	7110	67800	2.5	2.43	7110	67800	3.9	3.66	7110	67800	7.8	4.67	4810	67800
	377	1.3	1.17	7110	67800	2.0	1.73	7110	67800	2.4	2.30	7110	67800	3.7	3.46	7110	67800	7.4	4.82	5250	67800
	425	1.2	-	-	67800	1.8	-	-	-	2.1	-	-	-	3.3	-	-	-	6.6	-	-	-
	473	1.1	1.08	8300	67800	1.6	1.61	8300	67800	1.9	2.15	8300	67800	3.0	3.23	8300	67800	5.9	4.97	6790	67800
	525	1.0	-	-	67800	1.4	-	-	-	1.7	-	-	-	2.7	-	-	-	5.3	-	-	-
	559	0.9	0.91	8300	67800	1.3	1.36	8300	67800	1.6	1.81	8300	67800	2.5	2.73	8300	67800	5.0	4.82	7780	67800
	595	0.8	-	-	67800	1.3	-	-	-	1.5	-	-	-	2.4	-	-	-	4.7	-	-	-
	649	0.8	0.78	8300	67800	1.2	1.18	8300	67800	1.4	1.57	8300	67800	2.2	2.35	8300	67800	4.3	4.14	7310	67800
	731	0.7	0.70	8300	67800	1.0	1.04	8300	67800	1.2	1.39	8300	67800	1.9	2.09	8300	67800	3.8	4.15	8260	67800
620/13	104	4.8	-	-	67800	7.2	-	-	-	8.7	-	-	-	13.5	-	-	-	26.9	-	-	-
	121	4.1	2.81	5570	67800	6.2	4.23	5570	67800	7.4	5.64	5570	67800	11.6	8.45	5570	67800	23.1	9.72	3210	54900
	143	3.5	-	-	67800	5.2	-	-	-	6.3	-	-	-	9.8	-	-	-	19.6	-	-	-
	165	3.0	2.49	6730	67800	4.5	3.74	6730	67800	5.5	4.99	6730	67800	8.5	7.48	6730	67800	17.0	9.72	4370	60300
	195	2.6	2.11	6730	67800	3.8	3.17	6730	67800	4.6	4.22	6730	67800	7.2	6.32	6730	67800	14.4	9.20	4880	63400
	231	2.2	1.88	7110	67800	3.2	2.82	7110	67800	3.9	3.76	7110	67800	6.1	5.65	7110	67800	12.1	9.72	6120	66700
	273	1.8	1.59	7110	67800	2.7	2.39	7110	67800	3.3	3.19	7110	67800	5.1	4.77	7110	67800	10.3	9.20	6830	67800
	319	1.6	1.36	7110	67800	2.4	2.05	7110	67800	2.8	2.73	7110	67800	4.4	4.09	7110	67800	8.8	6.98	6070	67800
	357	1.4	1.22	7110	67800	2.1	1.82	7110	67800	2.5	2.43	7110	67800	3.9	3.66	7110	67800	7.8	7.04	6840	67800
	377	1.3	1.17	7110	67800	2.0	1.73	7110	67800	2.4	2.30	7110	67800	3.7	3.46	7110	67800	7.4	6.22	6380	67800
	425	1.2	-	-	67800	1.8	-	-	-	2.1	-	-	-	3.3	-	-	-	6.6	-	-	-
	473	1.1	1.08	8300	67800	1.6	1.61	8300	67800	1.9	2.15	8300	67800	3.0	3.23	8300	67800	5.9	5.63	7250	67800
	525	1.0	-	-	67800	1.4	-	-	-	1.7	-	-	-	2.7	-	-	-	5.3	-	-	-
	559	0.9	0.91	8300	67800	1.3	1.36	8300	67800	1.6	1.81	8300	67800	2.5	2.73	8300	67800	5.0	5.00	7620	67800
	595	0.8	-	-	67800	1.3	-	-	-	1.5	-	-	-	2.4	-	-	-	4.7	-	-	-
	649	0.8	0.78	8300	67800	1.2	1.18	8300	67800	1.4	1.57	8300	67800	2.2	2.35	8300	67800	4.3	4.14	7310	67800
	731	0.7	0.70	8300	67800	1.0	1.04	8300	67800	1.2	1.39	8300	67800	1.9	2.09	8300	67800	3.8	4.15	8260	67800

218-219

328-329

332-333

Tip / Type / Typ / Tipo / Type / Tipo	i_{ges}	n_1 = 500 min^{-1}				n_1 = 750 min^{-1}				n_1 = 900 min^{-1}				n_1 = 1400 min^{-1}				n_1 = 2800 min^{-1}			
		n_2	P_1	M_2	F_{R2}	n_2	P_1	M_2	F_{R2}	n_2	P_1	M_2	F_{R2}	n_2	P_1	M_2	F_{R2}	n_2	P_1	M_2	F_{R2}
621	6	-	-	-	-	-	-	-	-	-	-	-	-	-	-	-	-	-	-	-	-
	8	-	-	-	-	-	-	-	-	-	-	-	-	-	-	-	-	-	-	-	-
	11	45.5	36.60	7074	58300	68.2	51.60	6649	51700	81.8	60.90	6540	47400	127.3	70.70	4881	42000	-	-	-	-
	13	-	-	-	-	-	-	-	-	-	-	-	-	-	-	-	-	-	-	-	-
	15	33.3	31.40	8276	64000	50.0	47.10	8276	56700	60.0	57.50	8420	52000	93.3	70.70	6655	46100	-	-	-	-
	17	-	-	-	-	-	-	-	-	-	-	-	-	-	-	-	-	-	-	-	-
	21	23.8	25.40	9373	70800	35.7	38.00	9348	62700	42.9	47.10	9656	57500	66.7	59.30	7815	51000	-	-	-	-
	25	-	-	-	-	-	-	-	-	-	-	-	-	-	-	-	-	-	-	-	-
	29	17.2	18.30	9325	78000	25.9	27.60	9376	69100	31.0	36.70	10390	63300	48.3	47.80	8699	56100	-	-	-	-
	35	-	-	-	-	-	-	-	-	-	-	-	-	-	-	-	-	-	-	-	-
	43	11.6	14.50	10956	84400	17.4	21.70	10931	77700	20.9	27.50	11544	71400	32.6	36.80	9931	63100	-	-	-	-
	51	-	-	-	-	-	-	-	-	-	-	-	-	-	-	-	-	-	-	-	-
	59	8.5	10.60	10990	84400	12.7	15.90	10990	84400	15.3	20.40	11750	78400	23.7	27.60	10219	69400	-	-	-	-
	71	-	-	-	-	-	-	-	-	-	-	-	-	-	-	-	-	-	-	-	-
	87	5.7	6.00	9173	84400	8.6	9.00	9173	84400	10.3	12.00	10192	84400	16.1	18.00	9828	78000	-	-	-	-
	119	-	-	-	-	-	-	-	-	-	-	-	-	-	-	-	-	-	-	-	-
621/13	104	4.8	-	-	-	7.2	-	-	-	8.7	-	-	-	13.5	-	-	-	26.9	-	-	-
	121	4.1	3.60	7110	84400	6.2	5.39	7110	84400	7.4	7.19	7110	84400	11.6	9.72	6400	84400	23.1	9.72	3210	54900
	143	3.5	-	-	-	5.2	-	-	-	6.3	-	-	-	9.8	-	-	-	19.6	-	-	-
	165	3.0	3.08	8300	84400	4.5	4.62	8300	84400	5.5	6.16	8300	84400	8.5	9.25	8300	84400	17.0	9.72	4370	60300
	195	2.6	2.61	8300	84400	3.8	3.91	8300	84400	4.6	5.22	8300	84400	7.2	7.82	8300	84400	14.4	9.20	4880	63400
	231	2.2	2.49	9410	84400	3.2	3.74	9410	84400	3.9	4.99	9410	84400	6.1	7.48	9410	84400	12.1	9.72	6120	66700
	273	1.8	2.11	9410	84400	2.7	3.17	9410	84400	3.3	4.22	9410	84400	5.1	6.32	9410	84400	10.3	9.20	6830	67800
	319	1.6	1.80	9410	84400	2.4	2.71	9410	84400	2.8	3.61	9410	84400	4.4	5.41	9410	84400	8.8	9.02	7830	67800
	357	1.4	1.62	9410	84400	2.1	2.42	9410	84400	2.5	3.23	9410	84400	3.9	4.84	9410	84400	7.8	7.04	6840	67800
	377	1.3	1.53	9410	84400	2.0	2.29	9410	84400	2.4	3.06	9410	84400	3.7	4.58	9410	84400	7.4	8.09	8300	67800
	425	1.2	-	-	-	1.8	-	-	-	2.1	-	-	-	3.3	-	-	-	6.6	-	-	-
	473	1.1	1.43	11100	84400	1.6	2.15	11100	84400	1.9	2.85	11100	84400	3.0	4.28	11080	84400	5.9	7.20	9270	67800
	525	1.0	-	-	-	1.4	-	-	-	1.7	-	-	-	2.7	-	-	-	5.3	-	-	-
	559	0.9	1.21	11100	84400	1.3	1.81	11100	84400	1.6	2.42	11100	84400	2.5	3.63	11080	84400	5.0	6.44	9800	67800
	595	0.8	-	-	-	1.3	-	-	-	1.5	-	-	-	2.4	-	-	-	4.7	-	-	-
	649	0.8	1.04	11100	84400	1.2	1.56	11100	84400	1.4	2.08	11100	84400	2.2	3.13	11080	84400	4.3	5.29	9310	67800
	731	0.7	0.92	11100	84400	1.0	1.38	11100	84400	1.2	1.85	11100	84400	1.9	2.77	11080	84400	3.8	5.55	11100	67800
621/16	104	4.8	-	-	-	7.2	-	-	-	8.7	-	-	-	13.5	-	-	-	26.9	-	-	-
	121	4.1	3.60	7110	84400	6.2	5.39	7110	84400	7.4	7.19	7110	84400	11.6	9.72	6400	84400	23.1	9.72	3210	54900
	143	3.5	-	-	-	5.2	-	-	-	6.3	-	-	-	9.8	-	-	-	19.6	-	-	-
	165	3.0	3.08	8300	84400	4.5	4.62	8300	84400	5.5	6.16	8300	84400	8.5	9.25	8300	84400	17.0	9.72	4370	60300
	195	2.6	2.61	8300	84400	3.8	3.91	8300	84400	4.6	5.22	8300	84400	7.2	7.82	8300	84400	14.4	9.20	4880	63400
	231	2.2	2.49	9410	84400	3.2	3.74	9410	84400	3.9	4.99	9410	84400	6.1	7.48	9410	84400	12.1	9.72	6120	66700
	273	1.8	2.11	9410	84400	2.7	3.17	9410	84400	3.3	4.22	9410	84400	5.1	6.32	9410	84400	10.3	9.20	6830	67800
	319	1.6	1.80	9410	84400	2.4	2.71	9410	84400	2.8	3.61	9410	84400	4.4	5.41	9410	84400	8.8	9.02	7830	67800
	357	1.4	1.62	9410	84400	2.1	2.42	9410	84400	2.5	3.23	9410	84400	3.9	4.84	9410	84400	7.8	7.04	6840	67800
	377	1.3	1.53	9410	84400	2.0	2.29	9410	84400	2.4	3.06	9410	84400	3.7	4.58	9410	84400	7.4	8.09	8300	67800
	425	1.2	-	-	-	1.8	-	-	-	2.1	-	-	-	3.3	-	-	-	6.6	-	-	-
	473	1.1	1.43	11100	84400	1.6	2.15	11100	84400	1.9	2.85	11100	84400	3.0	4.28	11080	84400	5.9	7.20	9270	67800
	525	1.0	-	-	-	1.4	-	-	-	1.7	-	-	-	2.7	-	-	-	5.3	-	-	-
	559	0.9	1.21	11100	84400	1.3	1.81	11100	84400	1.6	2.42	11100	84400	2.5	3.63	11080	84400	5.0	6.44	9800	67800
	595	0.8	-	-	-	1.3	-	-	-	1.5	-	-	-	2.4	-	-	-	4.7	-	-	-
	649	0.8	1.04	11100	84400	1.2	1.56	11100	84400	1.4	2.08	11100	84400	2.2	3.13	11080	84400	4.3	5.29	9310	67800
	731	0.7	0.92	11100	84400	1.0	1.38	11100	84400	1.2	1.85	11100	84400	1.9	2.77	11080	84400	3.8	5.55	11100	67800

222-223
336-337
340-341

Tip / Type / Typ / Tipo / Type / Tipo	i_{ges}	n_1 = 500 min^{-1}				n_1 = 750 min^{-1}				n_1 = 900 min^{-1}				n_1 = 1400 min^{-1}				n_1 = 2800 min^{-1}			
		n_2	P_1	M_2	F_{R2}	n_2	P_1	M_2	F_{R2}	n_2	P_1	M_2	F_{R2}	n_2	P_1	M_2	F_{R2}	n_2	P_1	M_2	F_{R2}
622	6	-	-	-	-	-	-	-	-	-	-	-	-	-	-	-	-	-	-	-	-
	8	-	-	-	-	-	-	-	-	-	-	-	-	-	-	-	-	-	-	-	-
	11	45.5	48.40	9355	61400	68.2	67.80	8737	54400	81.8	79.80	8569	49900	127.3	95.60	6600	44100	-	-	-	-
	13	-	-	-	-	-	-	-	-	-	-	-	-	-	-	-	-	-	-	-	-
	15	33.3	41.70	10991	67500	50.0	58.40	10262	59700	60.0	71.60	10485	54700	93.3	89.80	8453	48400	-	-	-	-
	17	-	-	-	-	-	-	-	-	-	-	-	-	-	-	-	-	-	-	-	-
	21	23.8	33.60	12399	74600	35.7	50.50	12423	66000	42.9	63.80	13079	60600	66.7	70.80	9331	53600	-	-	-	-
	25	-	-	-	-	-	-	-	-	-	-	-	-	-	-	-	-	-	-	-	-
	29	17.2	24.40	12434	82200	25.9	36.60	12434	72700	31.0	46.30	13108	66800	48.3	57.40	10447	59100	-	-	-	-
	35	-	-	-	-	-	-	-	-	-	-	-	-	-	-	-	-	-	-	-	-
	43	11.6	18.30	13827	92500	17.4	26.50	13349	81900	20.9	33.50	14062	75100	32.6	45.40	12251	66500	-	-	-	-
	51	-	-	-	-	-	-	-	-	-	-	-	-	-	-	-	-	-	-	-	-
	59	8.5	13.30	13789	102000	12.7	19.30	13339	90000	15.3	24.40	14054	82500	23.7	33.00	12219	73100	-	-	-	-
	71	-	-	-	-	-	-	-	-	-	-	-	-	-	-	-	-	-	-	-	-
	87	5.7	8.12	12414	115000	8.6	12.20	12434	101000	10.3	16.30	13844	92700	16.1	22.70	12394	82200	-	-	-	-
	119	-	-	-	-	-	-	-	-	-	-	-	-	-	-	-	-	-	-	-	-
622/13	104	4.8	-	-	-	7.2	-	-	-	8.7	-	-	-	13.5	-	-	-	26.9	-	-	-
	121	4.1	3.85	7610	126000	6.2	5.78	7620	112000	7.4	7.32	7240	102000	11.6	9.72	6400	90700	23.1	9.72	3210	73600
	143	3.5	-	-	-	5.2	-	-	-	6.3	-	-	-	9.8	-	-	-	19.6	-	-	-
	165	3.0	3.85	10400	138000	4.5	5.78	10400	123000	5.5	7.32	9900	113000	8.5	9.72	8740	100000	17.0	9.72	4370	80900
	195	2.6	3.26	10400	142000	3.8	4.89	10400	128000	4.6	6.52	10400	119000	7.2	9.20	9770	105000	14.4	9.20	4880	85000
	231	2.2	3.30	12500	142000	3.2	4.96	12500	135000	3.9	6.62	12500	125000	6.1	9.72	12300	110000	12.1	9.72	6120	89400
	273	1.8	2.79	12500	142000	2.7	4.20	12500	142000	3.3	5.60	12500	130000	5.1	8.39	12500	116000	10.3	9.20	6830	94000
	319	1.6	2.39	12500	142000	2.4	3.59	12500	142000	2.8	4.79	12500	137000	4.4	7.19	12500	122000	8.8	9.72	8440	99000
	357	1.4	2.14	12500	142000	2.1	3.21	12500	142000	2.5	4.28	12500	142000	3.9	6.42	12500	125000	7.8	7.04	6840	102000
	377	1.3	2.03	12500	142000	2.0	3.04	12500	142000	2.4	4.05	12500	142000	3.7	6.08	12500	127000	7.4	9.20	9440	104000
	425	1.2	-	-	-	1.8	-	-	-	2.1	-	-	-	3.3	-	-	-	6.6	-	-	-
	473	1.1	1.80	13900	142000	1.6	2.71	13900	142000	1.9	3.60	13900	142000	3.0	5.40	13900	136000	5.9	9.72	12500	111000
	525	1.0	-	-	-	1.4	-	-	-	1.7	-	-	-	2.7	-	-	-	5.3	-	-	-
	559	0.9	1.52	13900	142000	1.3	2.28	13900	142000	1.6	3.05	13900	142000	2.5	4.57	13900	142000	5.0	8.43	12800	117000
	595	0.8	-	-	-	1.3	-	-	-	1.5	-	-	-	2.4	-	-	-	4.7	-	-	-
	649	0.8	1.31	13900	142000	1.2	1.97	13900	142000	1.4	2.63	13900	142000	2.2	3.94	13900	142000	4.3	6.93	12300	122000
	731	0.7	1.17	13900	142000	1.0	1.75	13900	142000	1.2	2.63	13900	142000	1.9	3.50	13900	142000	3.8	6.99	13900	126000
622/17	104	4.8	-	-	-	7.2	-	-	-	8.7	-	-	-	13.5	-	-	-	-	-	-	-
	121	4.1	4.75	9400	126000	6.2	7.14	9410	112000	7.4	9.52	9410	102000	11.6	14.30	9410	90700	-	-	-	-
	143	3.5	-	-	-	5.2	-	-	-	6.3	-	-	-	9.8	-	-	-	-	-	-	-
	165	3.0	4.10	11100	138000	4.5	6.15	11100	123000	5.5	8.19	11100	113000	8.5	12.30	11100	100000	-	-	-	-
	195	2.6	3.46	11100	142000	3.8	5.20	11100	128000	4.6	6.93	11100	119000	7.2	10.40	11100	105000	-	-	-	-
	231	2.2	3.30	12500	142000	3.2	4.96	12500	135000	3.9	6.62	12500	125000	6.1	9.90	12500	110000	-	-	-	-
	273	1.8	2.79	12500	142000	2.7	4.20	12500	142000	3.3	5.60	12500	130000	5.1	8.39	12500	116000	-	-	-	-
	319	1.6	2.39	12500	142000	2.4	3.59	12500	142000	2.8	4.79	12500	137000	4.4	7.19	12500	122000	-	-	-	-
	357	1.4	2.14	12500	142000	2.1	3.21	12500	142000	2.5	4.28	12500	142000	3.9	6.42	12500	125000	-	-	-	-
	377	1.3	2.03	12500	142000	2.0	3.04	12500	142000	2.4	4.05	12500	142000	3.7	6.08	12500	127000	-	-	-	-
	425	1.2	-	-	-	1.8	-	-	-	2.1	-	-	-	3.3	-	-	-	-	-	-	-
	473	1.1	1.80	13900	142000	1.6	2.71	13900	142000	1.9	3.60	13900	142000	3.0	5.40	13900	136000	-	-	-	-
	525	1.0	-	-	-	1.4	-	-	-	1.7	-	-	-	2.7	-	-	-	-	-	-	-
	559	0.9	1.52	13900	142000	1.3	2.28	13900	142000	1.6	3.05	13900	142000	2.5	4.57	13900	142000	-	-	-	-
	595	0.8	-	-	-	1.3	-	-	-	1.5	-	-	-	2.4	-	-	-	-	-	-	-
	649	0.8	1.31	13900	142000	1.2	1.97	13900	142000	1.4	2.63	13900	142000	2.2	3.94	13900	142000	-	-	-	-
	731	0.7	1.17	13900	142000	1.0	1.75	13900	142000	1.2	2.33	13900	142000	1.9	3.50	13900	142000	-	-	-	-

mm

226-227

mm

344-345

mm

348-349

Tip / Type / Typ / Tipo / Type / Tipo	i_{ges}	n_1 = 500 min^{-1}				n_1 = 750 min^{-1}				n_1 = 900 min^{-1}				n_1 = 1400 min^{-1}				n_1 = 2800 min^{-1}			
		n_2	P_1	M_2	F_{R2}	n_2	P_1	M_2	F_{R2}	n_2	P_1	M_2	F_{R2}	n_2	P_1	M_2	F_{R2}	n_2	P_1	M_2	F_{R2}
623	6	-	-	-	-	-	-	-	-	-	-	-	-	-	-	-	-	-	-	-	-
	8	-	-	-	-	-	-	-	-	-	-	-	-	-	-	-	-	-	-	-	-
	11	45.5	56.90	10998	76500	68.2	80.30	10348	67600	81.8	92.00	9879	62100	-	-	-	-	-	-	-	-
	13	-	-	-	-	-	-	-	-	-	-	-	-	-	-	-	-	-	-	-	-
	15	33.3	52.60	13864	83900	50.0	77.30	13583	74300	60.0	92.00	13472	68100	-	-	-	-	-	-	-	-
	17	-	-	-	-	-	-	-	-	-	-	-	-	-	-	-	-	-	-	-	-
	21	23.8	42.80	15794	92700	35.7	60.20	14810	82200	42.9	73.60	15088	75400	-	-	-	-	-	-	-	-
	25	-	-	-	-	-	-	-	-	-	-	-	-	-	-	-	-	-	-	-	-
	29	17.2	30.90	15746	102000	25.9	46.10	15661	90500	31.0	55.20	15627	83000	-	-	-	-	-	-	-	-
	35	-	-	-	-	-	-	-	-	-	-	-	-	-	-	-	-	-	-	-	-
	43	11.6	23.40	17681	115000	17.4	34.80	17530	102000	20.9	42.60	17882	93400	-	-	-	-	-	-	-	-
	51	-	-	-	-	-	-	-	-	-	-	-	-	-	-	-	-	-	-	-	-
	59	8.5	17.10	17728	127000	12.7	23.70	16381	112000	15.3	29.70	17106	103000	-	-	-	-	-	-	-	-
	71	-	-	-	-	-	-	-	-	-	-	-	-	-	-	-	-	-	-	-	-
	87	5.7	10.30	15746	142000	8.6	15.50	15797	126000	10.3	20.60	17496	116000	-	-	-	-	-	-	-	-
	119	-	-	-	-	-	-	-	-	-	-	-	-	-	-	-	-	-	-	-	-
623/16	104	4.8	-	-	-	7.2	-	-	-	8.7	-	-	-	13.5	-	-	-	26.9	-	-	-
	121	4.1	5.59	11100	157000	6.2	8.37	11100	139000	7.4	11.20	11100	127000	11.6	16.80	11100	113000	23.1	17.70	5810	91700
	143	3.5	-	-	-	5.2	-	-	153000	6.3	-	-	-	9.8	-	-	-	19.6	-	-	-
	165	3.0	5.17	13900	173000	4.5	7.75	13900	161000	5.5	10.30	13900	140000	8.5	15.50	13900	124000	17.0	17.70	7930	101000
	195	2.6	4.37	13900	175000	3.8	6.56	13900	169000	4.6	8.74	13900	147000	7.2	13.10	13900	130000	14.4	17.10	9060	106000
	231	2.2	4.20	15900	175000	3.2	6.29	15900	175000	3.9	8.39	15900	155000	6.1	12.60	15900	137000	12.1	17.70	11100	112000
	273	1.8	3.55	15900	175000	2.7	5.32	15900	175000	3.3	7.10	15900	163000	5.1	10.70	15900	144000	10.3	17.00	12600	117000
	319	1.6	3.04	15900	175000	2.4	4.56	15900	175000	2.8	6.08	15900	171000	4.4	8.96	15900	151000	8.8	14.20	12400	123000
	357	1.4	2.72	15900	175000	2.1	4.08	15900	175000	2.5	5.43	15900	175000	3.9	8.15	15900	156000	7.8	15.00	14600	126000
	377	1.3	2.57	15900	175000	2.0	3.85	15900	175000	2.4	5.15	15900	175000	3.7	7.72	15900	159000	7.4	12.80	13000	128000
	425	1.2	-	-	-	1.8	-	-	-	2.1	-	-	-	3.3	-	-	-	6.6	-	-	-
	473	1.1	2.29	17700	175000	1.6	3.45	17700	175000	1.9	4.60	17700	175000	3.0	6.89	17700	170000	5.9	11.40	14700	138000
	525	1.0	-	-	-	1.4	-	-	-	1.7	-	-	-	2.7	-	-	-	5.3	-	-	-
	559	0.9	1.94	17700	175000	1.3	2.92	17700	175000	1.6	3.89	17700	175000	2.5	5.83	17700	175000	5.0	10.10	15400	145000
	595	0.8	-	-	-	1.3	-	-	-	1.5	-	-	-	2.4	-	-	-	4.7	-	-	-
	649	0.8	1.68	17700	175000	1.2	2.51	17700	175000	1.4	3.35	17700	175000	2.2	5.03	17700	175000	4.3	8.26	14600	152000
	731	0.7	1.49	17700	175000	1.0	2.24	17700	175000	1.2	2.97	17700	175000	1.9	4.46	17700	175000	3.8	8.42	16800	157000
623/18	104	4.8	-	-	-	7.2	-	-	-	8.7	-	-	-	13.5	-	-	-	26.9	-	-	-
	121	4.1	5.59	11100	157000	6.2	8.37	11100	139000	7.4	11.20	11100	127000	11.6	16.80	11100	113000	23.1	17.70	5810	91700
	143	3.5	-	-	-	5.2	-	-	153000	6.3	-	-	-	9.8	-	-	-	19.6	-	-	-
	165	3.0	5.17	13900	173000	4.5	7.75	13900	161000	5.5	10.30	13900	140000	8.5	15.50	13900	124000	17.0	17.70	7930	101000
	195	2.6	4.37	13900	175000	3.8	6.56	13900	169000	4.6	8.74	13900	147000	7.2	13.10	13900	130000	14.4	17.10	9060	106000
	231	2.2	4.20	15900	175000	3.2	6.29	15900	175000	3.9	8.39	15900	155000	6.1	12.60	15900	137000	12.1	17.70	11100	112000
	273	1.8	3.55	15900	175000	2.7	5.32	15900	175000	3.3	7.10	15900	163000	5.1	10.70	15900	144000	10.3	17.00	12600	117000
	319	1.6	3.04	15900	175000	2.4	4.56	15900	175000	2.8	6.08	15900	171000	4.4	8.96	15900	151000	8.8	14.20	12400	123000
	357	1.4	2.72	15900	175000	2.1	4.08	15900	175000	2.5	5.43	15900	175000	3.9	8.15	15900	156000	7.8	15.00	14600	126000
	377	1.3	2.57	15900	175000	2.0	3.85	15900	175000	2.4	5.15	15900	175000	3.7	7.72	15900	159000	7.4	12.80	13000	128000
	425	1.2	-	-	-	1.8	-	-	-	2.1	-	-	-	3.3	-	-	-	6.6	-	-	-
	473	1.1	2.29	17700	175000	1.6	3.45	17700	175000	1.9	4.60	17700	175000	3.0	6.89	17700	170000	5.9	11.40	14700	138000
	525	1.0	-	-	-	1.4	-	-	-	1.7	-	-	-	2.7	-	-	-	5.3	-	-	-
	559	0.9	1.94	17700	175000	1.3	2.92	17700	175000	1.6	3.89	17700	175000	2.5	5.83	17700	175000	5.0	10.10	15400	145000
	595	0.8	-	-	-	1.3	-	-	-	1.5	-	-	-	2.4	-	-	-	4.7	-	-	-
	649	0.8	1.68	17700	175000	1.2	2.51	17700	175000	1.4	3.35	17700	175000	2.2	5.03	17700	175000	4.3	8.26	14600	152000
	731	0.7	1.49	17700	175000	1.0	2.24	17700	175000	1.2	2.97	17700	175000	1.9	4.46	17700	175000	3.8	8.42	16800	157000

Tip / Type / Typ / Tipo / Type / Tipo	i_{ges}	n_1 = 500 min^{-1}				n_1 = 750 min^{-1}				n_1 = 900 min^{-1}				n_1 = 1400 min^{-1}				n_1 = 2800 min^{-1}			
		n_2	P_1	M_2	F_{R2}	n_2	P_1	M_2	F_{R2}	n_2	P_1	M_2	F_{R2}	n_2	P_1	M_2	F_{R2}	n_2	P_1	M_2	F_{R2}
624	6	-	-	-	-	-	-	-	-	-	-	-	-	-	-	-	-	-	-	-	-
	8	-	-	-	-	-	-	-	-	-	-	-	-	-	-	-	-	-	-	-	-
	11	45.5	71.70	13859	110000	68.2	102.00	13144	75400	81.8	117.00	12564	69200	-	-	-	-	-	-	-	-
	13	-	-	-	-	-	-	-	-	-	-	-	-	-	-	-	-	-	-	-	-
	15	33.3	67.10	17686	120000	50.0	96.80	17010	82700	60.0	114.00	16693	76000	-	-	-	-	-	-	-	-
	17	-	-	-	-	-	-	-	-	-	-	-	-	-	-	-	-	-	-	-	-
	21	23.8	54.30	20037	131000	35.7	77.20	18992	91600	42.9	94.40	19353	84000	-	-	-	-	-	-	-	-
	25	-	-	-	-	-	-	-	-	-	-	-	-	-	-	-	-	-	-	-	-
	29	17.2	39.30	20027	144000	25.9	57.60	19568	101000	31.0	69.10	19563	92500	-	-	-	-	-	-	-	-
	35	-	-	-	-	-	-	-	-	-	-	-	-	-	-	-	-	-	-	-	-
	43	11.6	30.30	22895	161000	17.4	43.50	21912	114000	20.9	55.40	23256	104000	-	-	-	-	-	-	-	-
	51	-	-	-	-	-	-	-	-	-	-	-	-	-	-	-	-	-	-	-	-
	59	8.5	22.00	22808	177000	12.7	30.50	21081	125000	15.3	38.50	22175	115000	-	-	-	-	-	-	-	-
	71	-	-	-	-	-	-	-	-	-	-	-	-	-	-	-	-	-	-	-	-
	87	5.7	13.10	20027	197000	8.6	19.70	20078	140000	10.3	26.30	22337	128000	-	-	-	-	-	-	-	-
	119	-	-	-	-	-	-	-	-	-	-	-	-	-	-	-	-	-	-	-	-
624/16	104	4.8	-	-	-	7.2	-	-	-	8.7	-	-	-	13.5	-	-	-	26.9	-	-	-
	121	4.1	7.04	13900	175000	6.2	10.60	13900	155000	7.4	14.10	13900	142000	11.6	17.70	11700	125000	23.1	17.70	5810	102000
	143	3.5	-	-	-	5.2	-	-	-	6.3	-	-	-	9.8	-	-	-	19.6	-	-	-
	165	3.0	6.59	17700	192000	4.5	9.90	17700	170000	5.5	13.10	17700	156000	8.5	17.70	15900	138000	17.0	17.70	7930	112000
	195	2.6	5.58	17700	202000	3.8	8.36	17700	178000	4.6	11.20	17700	164000	7.2	16.80	17700	145000	14.4	17.10	9060	118000
	231	2.2	5.34	20200	204000	3.2	8.01	20200	188000	3.9	10.70	20200	173000	6.1	16.00	20200	153000	12.1	17.70	11100	125000
	273	1.8	4.52	20200	204000	2.7	6.78	20200	198000	3.3	9.04	20200	181000	5.1	13.50	20200	161000	10.3	17.10	12600	130000
	319	1.6	3.87	20200	204000	2.4	5.80	20200	204000	2.8	7.74	20200	190000	4.4	11.60	20200	169000	8.8	14.20	15300	136000
	357	1.4	3.46	20200	204000	2.1	5.19	20200	204000	2.5	6.91	20200	197000	3.9	10.40	20200	175000	7.8	15.00	14600	141000
	377	1.3	3.27	20200	204000	2.0	4.91	20200	204000	2.4	6.55	20200	200000	3.7	9.80	20200	176000	7.4	12.80	16500	144000
	425	1.2	-	-	-	1.8	-	-	-	2.1	-	-	-	3.3	-	-	-	6.6	-	-	-
	473	1.1	2.98	23000	204000	1.6	4.47	23000	204000	1.9	5.96	23000	204000	3.0	8.94	23000	189000	5.9	11.40	18700	154000
	525	1.0	-	-	-	1.4	-	-	-	1.7	-	-	-	2.7	-	-	-	5.3	-	-	-
	559	0.9	2.52	23000	204000	1.3	3.78	23000	204000	1.6	5.05	23000	204000	2.5	7.57	23000	199000	5.0	10.10	19900	162000
	595	0.8	-	-	-	1.3	-	-	-	1.5	-	-	-	2.4	-	-	-	4.7	-	-	-
	649	0.8	2.18	23000	204000	1.2	3.25	23000	204000	1.4	4.34	23000	204000	2.2	6.52	23000	204000	4.3	8.30	18700	170000
	731	0.7	1.93	23000	204000	1.0	2.89	23000	204000	1.2	3.86	23000	204000	1.9	5.78	23000	204000	3.8	8.40	21800	175000
624/18	104	4.8	-	-	-	7.2	-	-	-	8.7	-	-	-	13.5	-	-	-	26.9	-	-	-
	121	4.1	7.04	13900	175000	6.2	10.60	13900	155000	7.4	14.10	13900	142000	11.6	17.70	11700	125000	23.1	17.70	5810	102000
	143	3.5	-	-	-	5.2	-	-	-	6.3	-	-	-	9.8	-	-	-	19.6	-	-	-
	165	3.0	6.59	17700	192000	4.5	9.90	17700	170000	5.5	13.10	17700	156000	8.5	17.70	15900	138000	17.0	17.70	7930	112000
	195	2.6	5.58	17700	202000	3.8	8.36	17700	178000	4.6	11.20	17700	164000	7.2	16.80	17700	145000	14.4	17.10	9060	118000
	231	2.2	5.34	20200	204000	3.2	8.01	20200	188000	3.9	10.70	20200	173000	6.1	16.00	20200	153000	12.1	17.70	11100	125000
	273	1.8	4.52	20200	204000	2.7	6.78	20200	198000	3.3	9.04	20200	181000	5.1	13.50	20200	161000	10.3	17.10	12600	130000
	319	1.6	3.87	20200	204000	2.4	5.80	20200	204000	2.8	7.74	20200	190000	4.4	11.60	20200	169000	8.8	14.20	15300	136000
	357	1.4	3.46	20200	204000	2.1	5.19	20200	204000	2.5	6.91	20200	197000	3.9	10.40	20200	175000	7.8	15.00	14600	141000
	377	1.3	3.27	20200	204000	2.0	4.91	20200	204000	2.4	6.55	20200	200000	3.7	9.80	20200	176000	7.4	12.80	16500	144000
	425	1.2	-	-	-	1.8	-	-	-	2.1	-	-	-	3.3	-	-	-	6.6	-	-	-
	473	1.1	2.98	23000	204000	1.6	4.47	23000	204000	1.9	5.96	23000	204000	3.0	8.94	23000	189000	5.9	11.40	18700	154000
	525	1.0	-	-	-	1.4	-	-	-	1.7	-	-	-	2.7	-	-	-	5.3	-	-	-
	559	0.9	2.52	23000	204000	1.3	3.78	23000	204000	1.6	5.05	23000	204000	2.5	7.57	23000	199000	5.0	10.10	19900	162000
	595	0.8	-	-	-	1.3	-	-	-	1.5	-	-	-	2.4	-	-	-	4.7	-	-	-
	649	0.8	2.18	23000	204000	1.2	3.25	23000	204000	1.4	4.34	23000	204000	2.2	6.52	23000	204000	4.3	8.30	18700	170000
	731	0.7	1.93	23000	204000	1.0	2.89	23000	204000	1.2	3.86	23000	204000	1.9	5.78	23000	204000	3.8	8.40	21800	175000

mm 231

mm 360-361

mm 364-365

Tip / Type / Typ / Tipo / Type / Tipo	i_{ges}	n_1 = 500 min^{-1}				n_1 = 750 min^{-1}				n_1 = 900 min^{-1}				n_1 = 1400 min^{-1}				n_1 = 2800 min^{-1}			
		n_2	P_1	M_2	F_{R2}	n_2	P_1	M_2	F_{R2}	n_2	P_1	M_2	F_{R2}	n_2	P_1	M_2	F_{R2}	n_2	P_1	M_2	F_{R2}
625	6	-	-	-	-	-	-	-	-	-	-	-	-	-	-	-	-	-	-	-	-
	8	-	-	-	-	-	-	-	-	-	-	-	-	-	-	-	-	-	-	-	-
	11	45.5	93.20	18015	110000	68.2	137.00	17654	97600	81.8	141.00	15141	90000	-	-	-	-	-	-	-	-
	13	-	-	-	-	-	-	-	-	-	-	-	-	-	-	-	-	-	-	-	-
	15	33.3	88.70	23380	120000	50.0	120.00	21086	107000	60.0	140.00	20501	98000	-	-	-	-	-	-	-	-
mm	17	-	-	-	-	-	-	-	-	-	-	-	-	-	-	-	-	-	-	-	-
	21	23.8	71.30	26311	131000	35.7	103.00	25339	118000	42.9	117.00	23986	108000	-	-	-	-	-	-	-	-
233	25	-	-	-	-	-	-	-	-	-	-	-	-	-	-	-	-	-	-	-	-
	29	17.2	51.60	26295	144000	25.9	75.90	25785	128000	31.0	94.40	26725	119000	-	-	-	-	-	-	-	-
	35	-	-	-	-	-	-	-	-	-	-	-	-	-	-	-	-	-	-	-	-
	43	11.6	40.00	30224	161000	17.4	58.80	29619	143000	20.9	67.50	28335	132000	-	-	-	-	-	-	-	-
	51	-	-	-	-	-	-	-	-	-	-	-	-	-	-	-	-	-	-	-	-
	59	8.5	29.10	30169	177000	12.7	42.80	29582	157000	15.3	55.20	31794	145000	-	-	-	-	-	-	-	-
	71	-	-	-	-	-	-	-	-	-	-	-	-	-	-	-	-	-	-	-	-
	87	5.7	17.20	26295	197000	8.6	25.30	25785	176000	10.3	33.70	28622	162000	-	-	-	-	-	-	-	-
	119	-	-	-	-	-	-	-	-	-	-	-	-	-	-	-	-	-	-	-	-
625/17	104	4.8	-	-	-	7.2	-	-	-	8.7	-	-	-	13.5	-	-	-	-	-	-	-
	121	4.1	8.98	17700	216000	6.2	13.40	17700	192000	7.4	17.90	17700	177000	11.6	27.00	17700	158000	-	-	-	-
	143	3.5	-	-	-	5.2	-	-	-	6.3	-	-	-	9.8	-	-	-	-	-	-	-
	165	3.0	8.55	23000	235000	4.5	12.80	23000	210000	5.5	17.10	23000	194000	8.5	25.70	23000	173000	-	-	-	-
mm	195	2.6	7.24	23000	247000	3.8	10.90	23000	221000	4.6	14.50	23000	203000	7.2	21.70	23000	181000	-	-	-	-
	231	2.2	6.87	25900	253000	3.2	10.30	25900	231000	3.9	13.70	25900	213000	6.1	20.60	25900	190000	-	-	-	-
	273	1.8	5.81	25900	253000	2.7	8.70	25900	242000	3.3	11.70	25900	224000	5.1	17.50	25900	199000	-	-	-	-
368-369	319	1.6	4.97	25900	253000	2.4	7.46	25900	253000	2.8	9.90	25900	233000	4.4	14.90	25900	208000	-	-	-	-
	357	1.4	4.44	25900	253000	2.1	6.67	25900	253000	2.5	8.89	25900	241000	3.9	13.30	25900	215000	-	-	-	-
	377	1.3	4.21	25900	253000	2.0	6,.31	25900	253000	2.4	8.41	25900	245000	3.7	12.70	25900	219000	-	-	-	-
	425	1.2	-	-	-	1.8	-	-	-	2.1	-	-	-	3.3	-	-	-	-	-	-	-
	473	1.1	3.85	29800	253000	1.6	5.77	29800	253000	1.9	7.71	29800	253000	3.0	11.60	29800	232000	-	-	-	-
	525	1.0	-	-	-	1.4	-	-	-	1.7	-	-	-	2.7	-	-	-	-	-	-	-
	559	0.9	3.25	29800	253000	1.3	4.89	29800	253000	1.6	6.52	29800	253000	2.5	9.80	29800	244000	-	-	-	-
	595	0.8	-	-	-	1.3	-	-	-	1.5	-	-	-	2.4	-	-	-	-	-	-	-
	649	0.8	2.80	29800	253000	1.2	4.21	29800	253000	1.4	5.62	29800	253000	2.2	8.40	29800	253000	-	-	-	-
	731	0.7	2.49	29800	253000	1.0	3.74	29800	253000	1.2	4.98	29800	253000	1.9	7.50	29800	253000	-	-	-	-
625/19	104	4.8	-	-	-	7.2	-	-	-	8.7	-	-	-	13.5	-	-	-	-	-	-	-
	121	4.1	8.98	17700	216000	6.2	13.40	17700	192000	7.4	17.90	17700	177000	11.6	27.00	17700	158000	-	-	-	-
	143	3.5	-	-	-	5.2	-	-	-	6.3	-	-	-	9.8	-	-	-	-	-	-	-
	165	3.0	8.55	23000	235000	4.5	12.80	23000	210000	5.5	17.10	23000	194000	8.5	25.70	23000	173000	-	-	-	-
mm	195	2.6	7.24	23000	247000	3.8	10.90	23000	221000	4.6	14.50	23000	203000	7.2	21.70	23000	181000	-	-	-	-
	231	2.2	6.87	25900	253000	3.2	10.30	25900	231000	3.9	13.70	25900	213000	6.1	20.60	25900	190000	-	-	-	-
	273	1.8	5.81	25900	253000	2.7	8.70	25900	242000	3.3	11.70	25900	224000	5.1	17.50	25900	199000	-	-	-	-
372-373	319	1.6	4.97	25900	253000	2.4	7.46	25900	253000	2.8	9.90	25900	233000	4.4	14.90	25900	208000	-	-	-	-
	357	1.4	4.44	25900	253000	2.1	6.67	25900	253000	2.5	8.89	25900	241000	3.9	13.30	25900	215000	-	-	-	-
	377	1.3	4.21	25900	253000	2.0	6.31	25900	253000	2.4	8.41	25900	245000	3.7	12.70	25900	219000	-	-	-	-
	425	1.2	-	-	-	1.8	-	-	-	2.1	-	-	-	3.3	-	-	-	-	-	-	-
	473	1.1	3.85	29800	253000	1.6	5.77	29800	253000	1.9	7.71	29800	253000	3.0	11.60	29800	232000	-	-	-	-
	525	1.0	-	-	-	1.4	-	-	-	1.7	-	-	-	2.7	-	-	-	-	-	-	-
	559	0.9	3.25	29800	253000	1.3	4.89	29800	253000	1.6	6.52	29800	253000	2.5	9.80	29800	244000	-	-	-	-
	595	0.8	-	-	-	1.3	-	-	-	1.5	-	-	-	2.4	-	-	-	-	-	-	-
	649	0.8	2.80	29800	253000	1.2	4.21	29800	253000	1.4	5.62	29800	253000	2.2	8.40	29800	253000	-	-	-	-
	731	0.7	2.49	29800	253000	1.0	3.74	29800	253000	1.2	4.98	29800	253000	1.9	7.50	29800	253000	-	-	-	-

Tip / Type / Typ / Tipo / Type / Tipo	i_{ges}	n_1 = 500 min^{-1}				n_1 = 750 min^{-1}				n_1 = 900 min^{-1}				n_1 = 1400 min^{-1}				n_1 = 2800 min^{-1}			
		n_2	P_1	M_2	F_{R2}	n_2	P_1	M_2	F_{R2}	n_2	P_1	M_2	F_{R2}	n_2	P_1	M_2	F_{R2}	n_2	P_1	M_2	F_{R2}
626	6	-	-	-	-	-	-	-	-	-	-	-	-	-	-	-	-	-	-	-	-
	8	-	-	-	-	-	-	-	-	-	-	-	-	-	-	-	-	-	-	-	-
	11	45.5	119.00	23002	128000	68.2	170.00	21906	113000	81.8	170.00	18255	103000	-	-	-	-	-	-	-	-
	13	-	-	-	-	-	-	-	-	-	-	-	-	-	-	-	-	-	-	-	-
	15	33.3	113.00	29785	139000	50.0	162.00	28467	124000	60.0	170.00	24894	114000	-	-	-	-	-	-	-	-
	17	-	-	-	-	-	-	-	-	-	-	-	-	-	-	-	-	-	-	-	-
	21	23.8	93.10	34355	154000	35.7	131.00	32227	136000	42.9	141.00	28906	126000	-	-	-	-	-	-	-	-
	25	-	-	-	-	-	-	-	-	-	-	-	-	-	-	-	-	-	-	-	-
	29	17.2	67.50	34397	170000	25.9	101.00	34312	151000	31.0	135.00	38219	138000	-	-	-	-	-	-	-	-
	35	-	-	-	-	-	-	-	-	-	-	-	-	-	-	-	-	-	-	-	-
	43	11.6	52.50	39669	191000	17.4	75.70	38132	170000	20.9	94.00	39459	156000	-	-	-	-	-	-	-	-
	51	-	-	-	-	-	-	-	-	-	-	-	-	-	-	-	-	-	-	-	-
	59	8.5	38.20	39604	211000	12.7	57.40	39673	186000	15.3	74.00	42622	171000	-	-	-	-	-	-	-	-
	71	-	-	-	-	-	-	-	-	-	-	-	-	-	-	-	-	-	-	-	-
	87	5.7	22.50	34397	236000	8.6	33.70	34346	210000	10.3	45.00	38219	192000	-	-	-	-	-	-	-	-
	119	-	-	-	-	-	-	-	-	-	-	-	-	-	-	-	-	-	-	-	-
626/19	104	4.8	-	-	-	7.2	-	-	-	8.7	-	-	-	13.5	-	-	-	-	-	-	-
	121	4.1	11.70	23000	261000	6.2	17.50	23000	231000	7.4	23.30	23000	212000	11.6	35.00	23000	187000	-	-	-	-
	143	3.5	-	-	-	5.2	-	-	-	6.3	-	-	-	9.8	-	-	-	-	-	-	-
	165	3.0	11.10	29800	270600	4.5	16.60	29800	254000	5.5	22.10	29800	232000	8.5	33.10	29800	206000	-	-	-	-
	195	2.6	9.34	29800	270600	3.8	14.00	29800	267000	4.6	18.70	29800	245000	7.2	28.00	29800	206000	-	-	-	-
	231	2.2	9.16	34600	270600	3.2	13.70	34600	271000	3.9	18.30	34600	258000	6.1	27.50	34600	227000	-	-	-	-
	273	1.8	7.75	34600	270600	2.7	11.70	34600	271000	3.3	15.50	34600	271000	5.1	23.20	34600	239000	-	-	-	-
	319	1.6	6.63	34600	270600	2.4	9.90	34600	271000	2.8	13.20	34600	271000	4.4	19.60	34000	251000	-	-	-	-
	357	1.4	5.92	34600	270600	2.1	8.89	34600	271000	2.5	11.90	34600	271000	3.9	17.80	34600	260000	-	-	-	-
	377	1.3	5.61	34600	270600	2.0	8.41	34600	271000	2.4	11.20	34600	271000	3.7	16.90	34600	264000	-	-	-	-
	425	1.2	-	-	-	1.8	-	-	-	2.1	-	-	-	3.3	-	-	-	-	-	-	-
	473	1.1	5.16	39800	270600	1.6	7.74	39800	271000	1.9	10.30	39800	271000	3.0	15.50	39800	271000	-	-	-	-
	525	1.0	-	-	-	1.4	-	-	-	1.7	-	-	-	2.7	-	-	-	-	-	-	-
	559	0.9	4.36	39800	270600	1.3	6.54	39800	271000	1.6	8.73	39800	271000	2.5	13.00	39800	271000	-	-	-	-
	595	0.8	-	-	-	1.3	-	-	-	1.5	-	-	-	2.4	-	-	-	-	-	-	-
	649	0.8	3.75	39800	270600	1.2	5.64	39800	271000	1.4	7.51	39800	271000	2.2	11.30	39800	271000	-	-	-	-
	731	0.7	3.33	39800	270600	1.0	5.00	39800	271000	1.2	6.68	39800	271000	1.9	10.00	39800	271000	-	-	-	-

mm

235

mm

376-377

Tip / Type / Typ / Tipo / Type / Tipo	i_{ges}	n_1 = 500 min^{-1}				n_1 = 750 min^{-1}				n_1 = 900 min^{-1}				n_1 = 1400 min^{-1}				n_1 = 2800 min^{-1}			
		n_2	P_1	M_2	F_{R2}	n_2	P_1	M_2	F_{R2}	n_2	P_1	M_2	F_{R2}	n_2	P_1	M_2	F_{R2}	n_2	P_1	M_2	F_{R2}
627	6	-	-	-	-	-	-	-	-	-	-	-	-	-	-	-	-	-	-	-	-
	8	-	-	-	-	-	-	-	-	-	-	-	-	-	-	-	-	-	-	-	-
	11	-	-	-	-	-	-	-	-	-	-	-	-	-	-	-	-	-	-	-	-
	13	-	-	-	-	-	-	-	-	-	-	-	-	-	-	-	-	-	-	-	-
	15	-	-	-	-	-	-	-	-	-	-	-	-	-	-	-	-	-	-	-	-
mm	17	-	-	-	-	-	-	-	-	-	-	-	-	-	-	-	-	-	-	-	-
	21	-	-	-	-	-	-	-	-	-	-	-	-	-	-	-	-	-	-	-	-
	25	-	-	-	-	-	-	-	-	-	-	-	-	-	-	-	-	-	-	-	-
237	29	17.2	98.00	49940	192000	25.9	130.00	44164	192000	31.0	141.00	39918	192000	-	-	-	-	-	-	-	-
	35	-	-	-	-	-	-	-	-	-	-	-	-	-	-	-	-	-	-	-	-
	43	11.6	76.90	58105	192000	17.4	102.00	51381	192000	20.9	125.00	52472	192000	-	-	-	-	-	-	-	-
	51	-	-	-	-	-	-	-	-	-	-	-	-	-	-	-	-	-	-	-	-
	59	8.5	57.20	59302	192000	12.7	81.50	56330	192000	15.3	100.00	57597	192000	-	-	-	-	-	-	-	-
	71	-	-	-	-	-	-	-	-	-	-	-	-	-	-	-	-	-	-	-	-
	87	5.7	32.30	49379	192000	8.6	42.80	43621	192000	10.3	50.30	42720	192000	-	-	-	-	-	-	-	-
	119	-	-	-	-	-	-	-	-	-	-	-	-	-	-	-	-	-	-	-	-
627/19	104	4.8	-	-	-	7.2	-	-	-	8.7	-	-	-	13.5	-	-	-	-	-	-	-
	121	4.1	-	-	-	6.2	-	-	-	7.4	-	-	-	11.6	-	-	-	-	-	-	-
	143	3.5	-	-	-	5.2	-	-	-	6.3	-	-	-	9.8	-	-	-	-	-	-	-
	165	3.0	-	-	-	4.5	-	-	-	5.5	-	-	-	8.5	-	-	-	-	-	-	-
mm	195	2.6	-	-	-	3.8	-	-	-	4.6	-	-	-	7.2	-	-	-	-	-	-	-
	231	2.2	-	-	-	3.2	-	-	-	3.9	-	-	-	6.1	-	-	-	-	-	-	-
	273	1.8	-	-	-	2.7	-	-	-	3.3	-	-	-	5.1	-	-	-	-	-	-	-
380-381	319	1.6	11.40	59500	192000	2.4	17.20	59500	192000	2.8	22.80	59500	192000	4.4	32.40	56300	192000	-	-	-	-
	357	1.4	-	-	-	2.1	-	-	-	2.5	-	-	-	3.9	-	-	-	-	-	-	-
	377	1.3	9.67	59500	192000	2.0	14.50	59500	192000	2.4	19.30	59500	192000	3.7	29.00	59500	192000	-	-	-	-
	425	1.2	-	-	-	1.8	-	-	-	2.1	-	-	-	3.3	-	-	-	-	-	-	-
	473	1.1	7.71	59500	192000	1.6	11.60	59500	192000	1.9	15.40	59500	192000	3.0	23.10	59500	192000	-	-	-	-
	525	1.0	-	-	-	1.4	-	-	-	1.7	-	-	-	2.7	-	-	-	-	-	-	-
	559	0.9	6.52	59500	192000	1.3	9.77	59500	192000	1.6	13.00	59500	192000	2.5	19.50	59500	192000	-	-	-	-
	595	0.8	-	-	-	1.3	-	-	-	1.5	-	-	-	2.4	-	-	-	-	-	-	-
	649	0.8	5.62	59500	192000	1.2	8.42	59500	192000	1.4	11.30	59500	192000	2.2	16.90	59500	192000	-	-	-	-
	731	0.7	4.98	59500	192000	1.0	7.48	59500	192000	1.2	10.00	59500	192000	1.9	15.00	59500	192000	-	-	-	-

TR GENEL PARÇA LİSTESİ | EN GENERAL PART LIST | DE ALLGEMEINE TEILELISTE

IT GENERALE ELENCO DELLE PARTI | FR GÉNÉRALE LA LISTE DES PIÈCES | ES LISTE DE PIEZAS EN GENERAL

PCD 607-627 H ÇIKIŞ KİTİ / PCD 607-627 H OUTPUT KIT / PCD 607-627 H ABTRIEBSBAUSATZ / PCD 607-627 KIT USCITA H / PCD 607-627 KIT DE SORTIE H / PCD 607-627 KIT DE SALIDA H

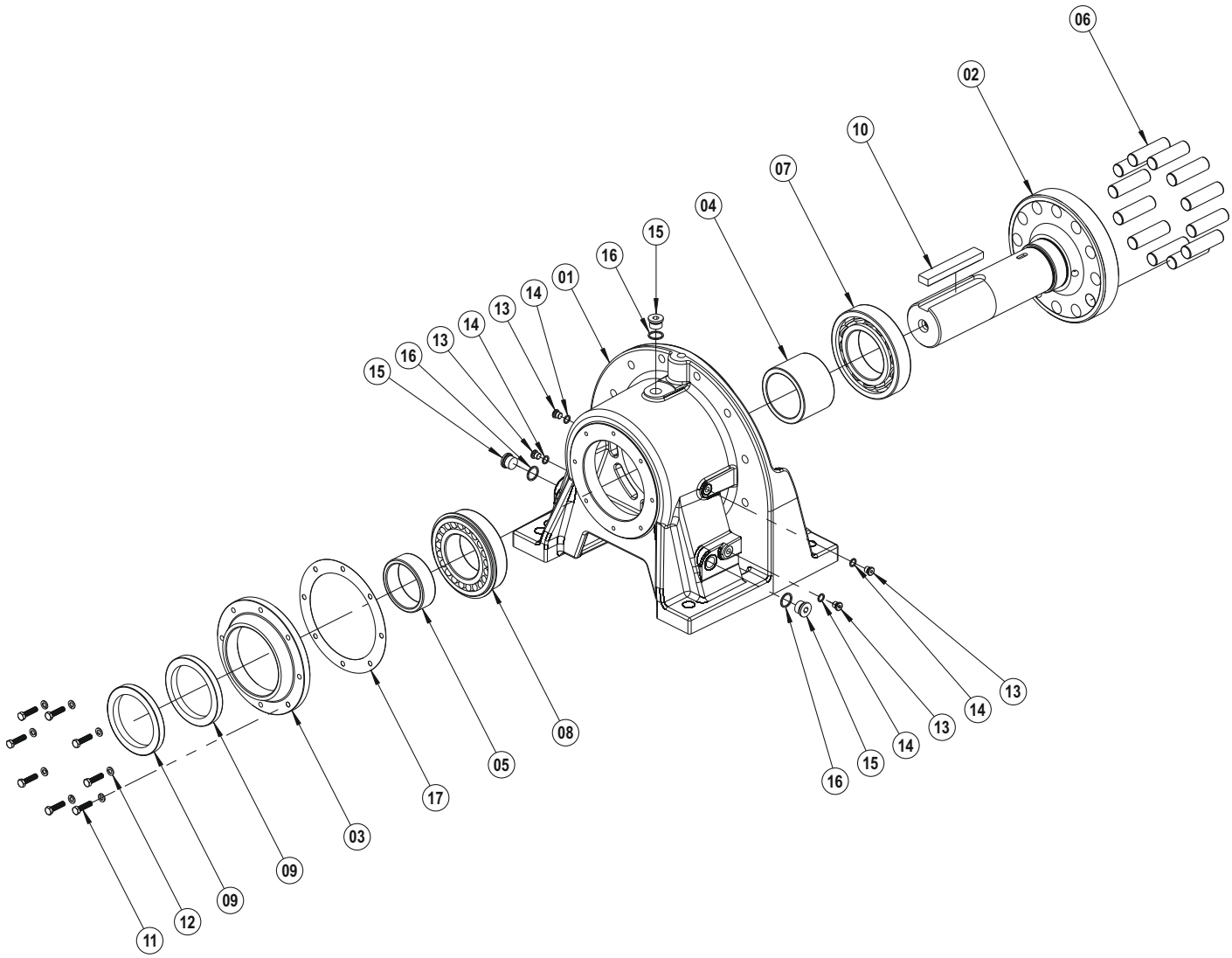

01	Gövde	Gear Case	Gehäuse	Ingranaggi Box	Corps	La caja de engranajes
02	Çıkış Mili	Output Shaft	Abtriebswelle	Albero di uscita	Arbre de sortie	Eje de salida
03	Gövde Kapağı	Output Cover	Gehäusedeckel	Coperchio della custodia	Couvercle du carter	Tapá de la carcasa
04	Burç	Spacer	Distanzbuchse	Distanziatore	Bague de réduction	Espaciador
05	Çıkış Bagası	Output Collar	Abtriebsdistanzscheibe	Distanziatore di uscita	Sac de sortie	Espaciador de salida
06	Mil Tahrik Pimi	Shaft Pin	Welle antriebs Bolzen	Perno di trasmissione dell'albero	Goupille d'entraînement d'arbre	Pasador de transmisión del eje
07	Rulman	Bearing	Kugellager	Cuscinetto	Roulement à billes	Rodamiento de bolas
08	Rulman	Bearing	Kugellager	Cuscinetto	Roulement à billes	Rodamiento de bolas
09	Yağ Keçesi	Oil Seal	Öldichtung	Paraolio	Joint Huile	sello de aceite
10	Kama B (DIN 6885)	Key B (DIN 6885)	Passfeder B (DIN 6885)	Chiavetta B (DIN 6885)	Clavette B (DIN 6885)	Clave B (DIN 6885)
11	Cıvata (DIN 933)	Bolt (DIN 933)	Verschrauben (DIN 933)	Bullone (DIN 933)	Boulonner (DIN 933)	Atornillar (DIN 933)
12	Rondela (DIN 127)	Washer (DIN 127)	Distanzscheibe (DIN 127)	Rondella (DIN 127)	Rondelle (DIN 127)	El apoyo a disco (DIN 127)
13	Yağ Tapası (DIN 908)	Oil Plug (DIN 908)	Ölstöpsel (DIN 908)	Olio Tappo (DIN 908)	Bouchon d'huile (DIN 908)	Tapón (DIN 908)
14	Rondela (DIN 7603)	Washer (DIN 7603)	Distanzscheibe (DIN 7603)	Rondella (DIN 7603)	Rondelle (DIN 7603)	El apoyo a disco (DIN 7603)
15	Yağ Tapası (DIN 908)	Oil Plug (DIN 908)	Ölstöpsel (DIN 908)	Olio Tappo (DIN 908)	Bouchon d'huile (DIN 908)	Tapón (DIN 908)
16	Rondela (DIN 7603)	Washer (DIN 7603)	Distanzscheibe (DIN 7603)	Rondella (DIN 7603)	Rondelle (DIN 7603)	El apoyo a disco (DIN 7603)
17	Conta	Gasket	Dichtung	Sigillo	Joint	Sellar

TR GENEL PARÇA LİSTESİ | EN GENERAL PART LIST | DE ALLGEMEINE TEILELISTE

IT GENERALE ELENCO DELLE PARTI | FR GÉNÉRALE LA LISTE DES PIÈCES | ES LISTE DE PIEZAS EN GENERAL

PCD 607-627 V ÇIKIŞ KİTİ / PCD 607-627 V OUTPUT KIT / PCD 607-627 V ABTRIEBSBAUSATZ / PCD 607-627 KIT USCITA V / PCD 607-627 KIT DE SORTIE V / PCD 607-627 KIT DE SALIDA V

*** Not: M4 Montaj Pozisyonunda Yıldızlı Parçalar Eklenecek** / * Note: Starred Parts Will Be Added in M4 Mounting Position / * Diese Teilen mit sterne symbolen werden M4 Montage Position beifügen / * Nota: le parti con stella verranno aggiunte nella posizione di montaggio M4 / * Remarque: les pièces étoilées seront ajoutées dans la position de montage M4 / * Nota: Las partes con un asterisco se agregarán cuando se use la posición de montaje M4

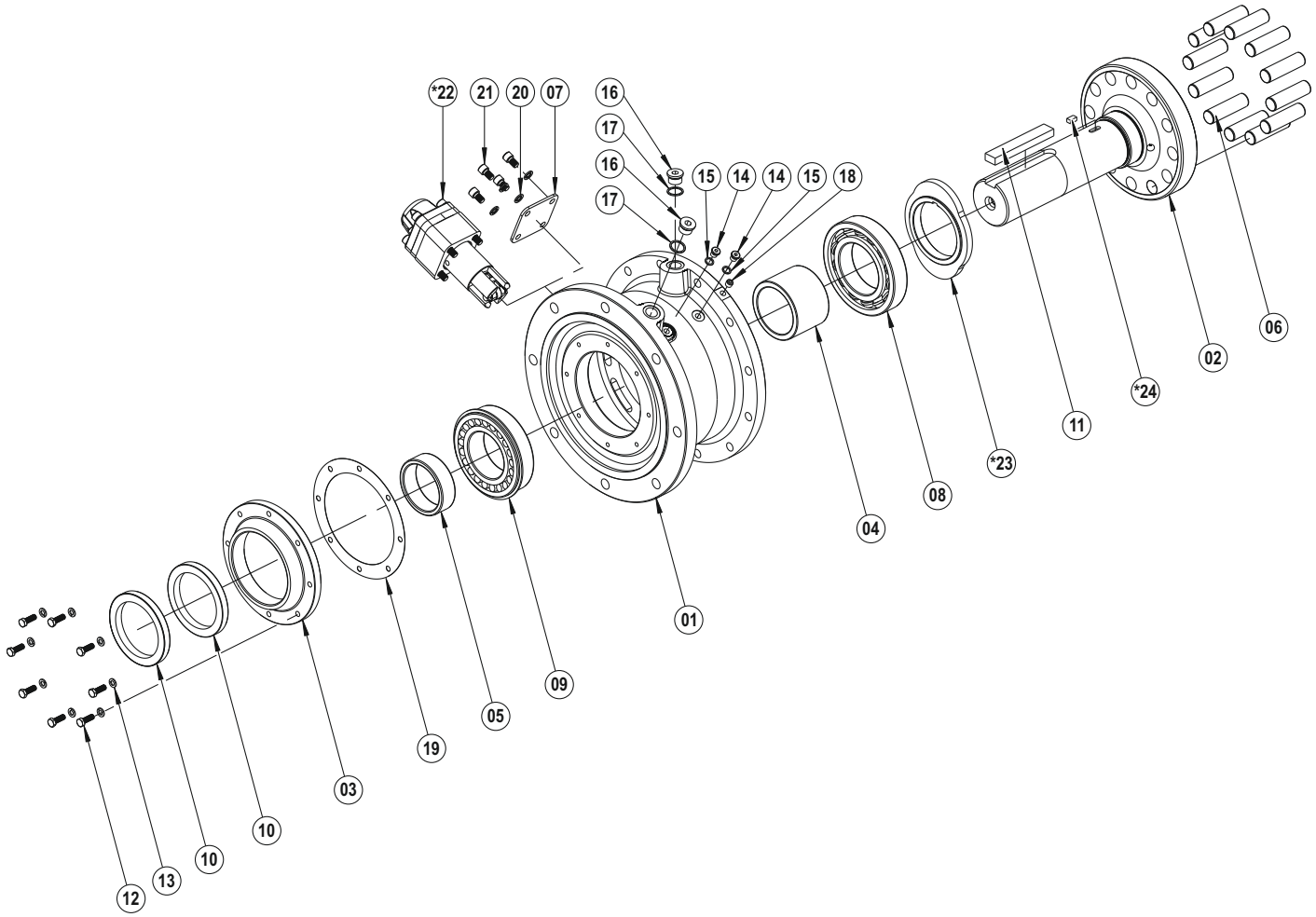

01	Gövde	Gear Case	Gehäuse	Ingranaggi Box	Corps	La caja de engranajes
02	Çıkış Mili	Output Shaft	Abtriebswelle	Albero di uscita	Arbre de sortie	Eje de salida
03	Gövde Kapağı	Output Cover	Gehäusedeckel	Coperchio della custodia	Couvercle du carter	Tapá de la carcasa
04	Burç	Spacer	Distanzbuchse	Distanziatore	Bague de réduction	Espaciador
05	Çıkış Bagası	Output Collar	Abtriebsdistanzscheibe	Distanziatore di uscita	Sac de sortie	Espaciador de salida
06	Mil Tahrik Pimi	Shaft Pin	Welle antriebs Bolzen	Perno di trasmissione dell'albero	Goupille d'entraînement d'arbre	Pasador de transmisión del eje
07	Kapak	Cover	Abdeckung	Coperchio	Couverture	Cubierta
08	Rulman	Bearing	Kugellager	Cuscinetto	Roulement à billes	Rodamiento de bolas
09	Rulman	Bearing	Kugellager	Cuscinetto	Roulement à billes	Rodamiento de bolas
10	Yağ Keçesi	Oil Seal	Öldichtung	Paraolio	Joint Huile	sello de aceite
11	Kama B (DIN 6885)	Key B (DIN 6885)	Passfeder B (DIN 6885)	Chiavetta B (DIN 6885)	Clavette B (DIN 6885)	Clave B (DIN 6885)
12	Cıvata (DIN 933)	Bolt (DIN 933)	Verschrauben (DIN 933)	Bullone (DIN 933)	Boulonner (DIN 933)	Atornillar (DIN 933)
13	Rondela (DIN 127)	Washer (DIN 127)	Distanzscheibe (DIN 127)	Rondella (DIN 127)	Rondelle (DIN 127)	El apoyo a disco (DIN 127)
14	Yağ Tapası (DIN 908)	Oil Plug (DIN 908)	Ölstöpsel (DIN 908)	Olio Tappo (DIN 908)	Bouchon d'huile (DIN 908)	Tapón (DIN 908)
15	Rondela (DIN 7603)	Washer (DIN 7603)	Distanzscheibe (DIN 7603)	Rondella (DIN 7603)	Rondelle (DIN 7603)	El apoyo a disco (DIN 7603)
16	Yağ Tapası (DIN 908)	Oil Plug (DIN 908)	Ölstöpsel (DIN 908)	Olio Tappo (DIN 908)	Bouchon d'huile (DIN 908)	Tapón (DIN 908)
17	Rondela (DIN 7603)	Washer (DIN 7603)	Distanzscheibe (DIN 7603)	Rondella (DIN 7603)	Rondelle (DIN 7603)	El apoyo a disco (DIN 7603)
18	Setskur (DIN 916)	Setscrew (DIN 916)	Stellschraube (DIN 916)	Vite di fissaggio (DIN 916)	Vis de réglage (DIN 916)	Tornillo de ajuste (DIN 916)
19	Conta	Gasket	Dichtung	Sigillo	Joint	Sellar
20	Rondela (DIN 127)	Washer (DIN 127)	Distanzscheibe (DIN 127)	Rondella (DIN 127)	Rondelle (DIN 127)	El apoyo a disco (DIN 127)
21	Cıvata (DIN 7984)	Bolt (DIN 7984)	Verschrauben (DIN 7984)	Bullone (DIN 7984)	Boulonner (DIN 7984)	Atornillar (DIN 7984)
22	*Pompa Kiti	*Pump KIT	*Pumpebausatz	*Corredo della pompa	*Kit de pompe	*Kit de bomba
23	*Kam	*Cam	*Nocke	*Cam	*Arbre à cames	*Leva
24	*Kama B (DIN 6885)	*Key B (DIN 6885)	*Passfeder B (DIN 6885)	*Chiavetta B (DIN 6885)	*Clavette B (DIN 6885)	*Clave B (DIN 6885)

TR GENEL PARÇA LİSTESİ | EN GENERAL PART LIST | DE ALLGEMEINE TEILELISTE

IT GENERALE ELENCO DELLE PARTI | FR GÉNÉRALE LA LISTE DES PIÈCES | ES LISTE DE PIEZAS EN GENERAL

PCD 607-627 F ÇIKIŞ KİTİ / PCD 607-627 F OUTPUT KIT / PCD 607-627 F ABTRIEBSBAUSATZ / PCD 607-627 KIT USCITA F / PCD 607-627 KIT DE SORTIE F / PCD 607-627 KIT DE SALIDA F

*** Not: M4 Montaj Pozisyonunda Yıldızlı Parçalar Eklenecek** / * Note: Starred Parts Will Be Added in M4 Mounting Position / * Diese Teilen mit sterne symbolen werden M4 Montage Position beifügen / * Nota: le parti con stella verranno aggiunte nella posizione di montaggio M4 / * Remarque: les pièces étoilées seront ajoutées dans la position de montage M4 / * Nota: Las partes con un asterisco se agregarán cuando se use la posición de montaje M4

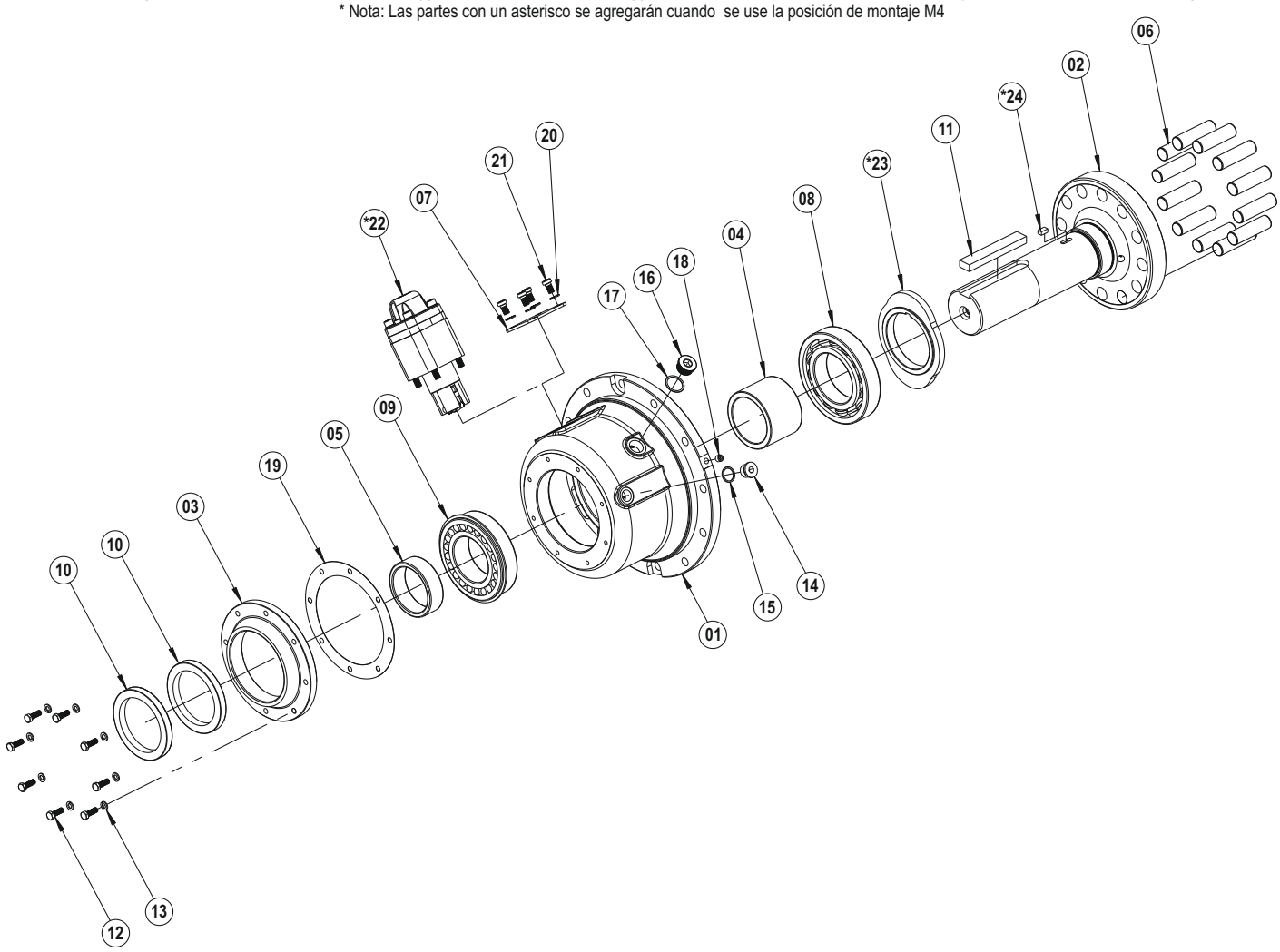

01	Gövde	Gear Case	Gehäuse	Ingranaggi Box	Corps	La caja de engranajes
02	Çıkış Mili	Output Shaft	Abtriebswelle	Albero di uscita	Arbre de sortie	Eje de salida
03	Gövde Kapağı	Output Cover	Gehäusedeckel	Coperchio della custodia	Couvercle du carter	Tapá de la carcasa
04	Burç	Spacer	Distanzbuchse	Distanziatore	Bague de réduction	Espaciador
05	Çıkış Bagası	Output Collar	Abtriebsdistanzscheibe	Distanziatore di uscita	Sac de sortie	Espaciador de salida
06	Mil Tahrik Pimi	Shaft Pin	Welle antriebs Bolzen	Perno di trasmissione dell'albero	Goupille d'entraînement d'arbre	Pasador de transmisión del eje
07	Kapak	Cover	Abdeckung	Coperchio	Couverture	Cubierta
08	Rulman	Bearing	Kugellager	Cuscinetto	Roulement à billes	Rodamiento de bolas
09	Rulman	Bearing	Kugellager	Cuscinetto	Roulement à billes	Rodamiento de bolas
10	Yağ Keçesi	Oil Seal	Öldichtung	Paraolio	Joint Huile	sello de aceite
11	Kama B (DIN 6885)	Key B (DIN 6885)	Passfeder B (DIN 6885)	Chiavetta B (DIN 6885)	Clavette B (DIN 6885)	Clave B (DIN 6885)
12	Cıvata (DIN 933)	Bolt (DIN 933)	Verschrauben (DIN 933)	Bullone (DIN 933)	Boulonner (DIN 933)	Atornillar (DIN 933)
13	Rondela (DIN 127)	Washer (DIN 127)	Distanzscheibe (DIN 127)	Rondella (DIN 127)	Rondelle (DIN 127)	El apoyo a disco (DIN 127)
14	Yağ Tapası (DIN 908)	Oil Plug (DIN 908)	Ölstöpsel (DIN 908)	Olio Tappo (DIN 908)	Bouchon d'huile (DIN 908)	Tapón (DIN 908)
15	Rondela (DIN 7603)	Washer (DIN 7603)	Distanzscheibe (DIN 7603)	Rondella (DIN 7603)	Rondelle (DIN 7603)	El apoyo a disco (DIN 7603)
16	Yağ Tapası (DIN 908)	Oil Plug (DIN 908)	Ölstöpsel (DIN 908)	Olio Tappo (DIN 908)	Bouchon d'huile (DIN 908)	Tapón (DIN 908)
17	Rondela (DIN 7603)	Washer (DIN 7603)	Distanzscheibe (DIN 7603)	Rondella (DIN 7603)	Rondelle (DIN 7603)	El apoyo a disco (DIN 7603)
18	Setskur (DIN 916)	Setscrew (DIN 916)	Stellschraube (DIN 916)	Vite di fissaggio (DIN 916)	Vis de réglage (DIN 916)	Tornillo de ajuste (DIN 916)
19	Conta	Gasket	Dichtung	Sigillo	Joint	Sellar
20	Rondela (DIN 127)	Washer (DIN 127)	Distanzscheibe (DIN 127)	Rondella (DIN 127)	Rondelle (DIN 127)	El apoyo a disco (DIN 127)
21	Cıvata (DIN 7984)	Bolt (DIN 7984)	Verschrauben (DIN 7984)	Bullone (DIN 7984)	Boulonner (DIN 7984)	Atornillar (DIN 7984)
22	*Pompa Kiti	*Pump KIT	*Pumpebausatz	*Corredo della pompa	*Kit de pompe	*Kit de bomba
23	*Kam	*Cam	*Nocke	*Cam	*Arbre à cames	*Leva
24	*Kama B (DIN 6885)	*Key B (DIN 6885)	*Passfeder B (DIN 6885)	*Chiavetta B (DIN 6885)	*Clavette B (DIN 6885)	*Clave B (DIN 6885)

TR GENEL PARÇA LİSTESİ		EN GENERAL PART LIST		DE ALLGEMEINE TEILELISTE	
IT GENERALE ELENCO DELLE PARTI		FR GÉNÉRALE LA LISTE DES PIÈCES		ES LISTE DE PIEZAS EN GENERAL	

PCD 617-627 SİKLOİD DİSK KİTİ / PCD 617-627 RING GEAR KIT / PCD 617-627 DIE ZYKLOIDE DISKBAUSATZ /
PCD 617-627 IL KIT DISCO DELLA CICLOIDE / PCD 617-627 KIT DISQUE CYCLOÏDE / PCD 617-627 EL KIT DE DISCO CICLÓIDE

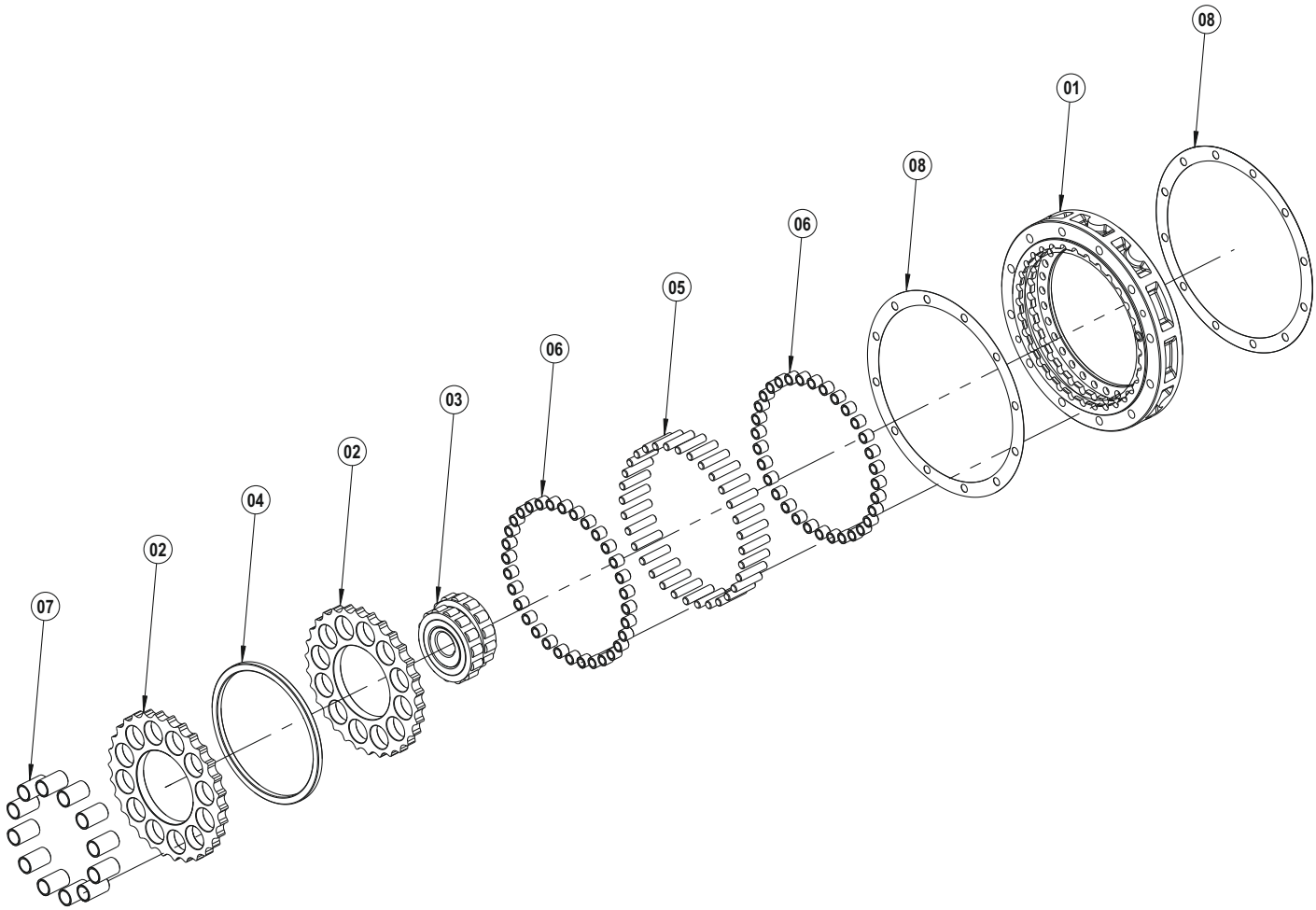

01	Sikloid Disk Gövdesi	Ring Gear Housing	Zykloied Diskgehäuse	Corpo di disco cicloide	Corps du disque cycloïde	Cuerpo de disco cicloide
02	Sikloid Disk	Cycloidal Disk	Zykloied Disk	Disco cicloide	Disque cycloïde	Disco cicloide
03	Eksantrik Rulman	Eccentric Bearing	Exzenterlager	Cuscinetto eccentrico	Roulement excentrique	Rodamiento excéntrico
04	Halka Burç	Spacer Ring	Ringdistanzbuchse	Distanziatore ad anello	Entretoise anneau	Espaciador de anillo
05	Sikloid Disk Pimi	Ring Gear Pin	Zykloide Disk Bolzen	Bullone del disco cicloidale	Goupille de disque cycloïde	Perno de disco cicloide
06	Sikloid Disk Burcu	Ring Gear Roller	Zykloide Disk Distanzbuchse	Distanziatore del disco cicloide	Entretoise de disque cycloïde	Espaciador de disco cicloide
07	Mil Tahrik Burcu	Shaft Roller	Welle Antriebsdistanzbuchse	Boccola distanziale trasmissione	Bague d'entraînement d'arbre	Buje de transmisión del eje
08	Conta	Gasket	Dichtung	Sigillo	Joint	Sellar

TR GENEL PARÇA LİSTESİ | EN GENERAL PART LIST | DE ALLGEMEINE TEILELISTE

IT GENERALE ELENCO DELLE PARTI | FR GÉNÉRALE LA LISTE DES PIÈCES | ES LISTE DE PIEZAS EN GENERAL

PCD 607-615 SİKLOİD DİSK KİTİ / PCD 607-615 RING GEAR KIT / PCD 607-615 DIE ZYKLOIDE DISKBAUSATZ /
PCD 607-615 IL KIT DISCO DELLA CICLOIDE / PCD 607-615 KIT DISQUE CYCLOÏDE / PCD 607-615 EL KIT DE DISCO CICLÓIDE

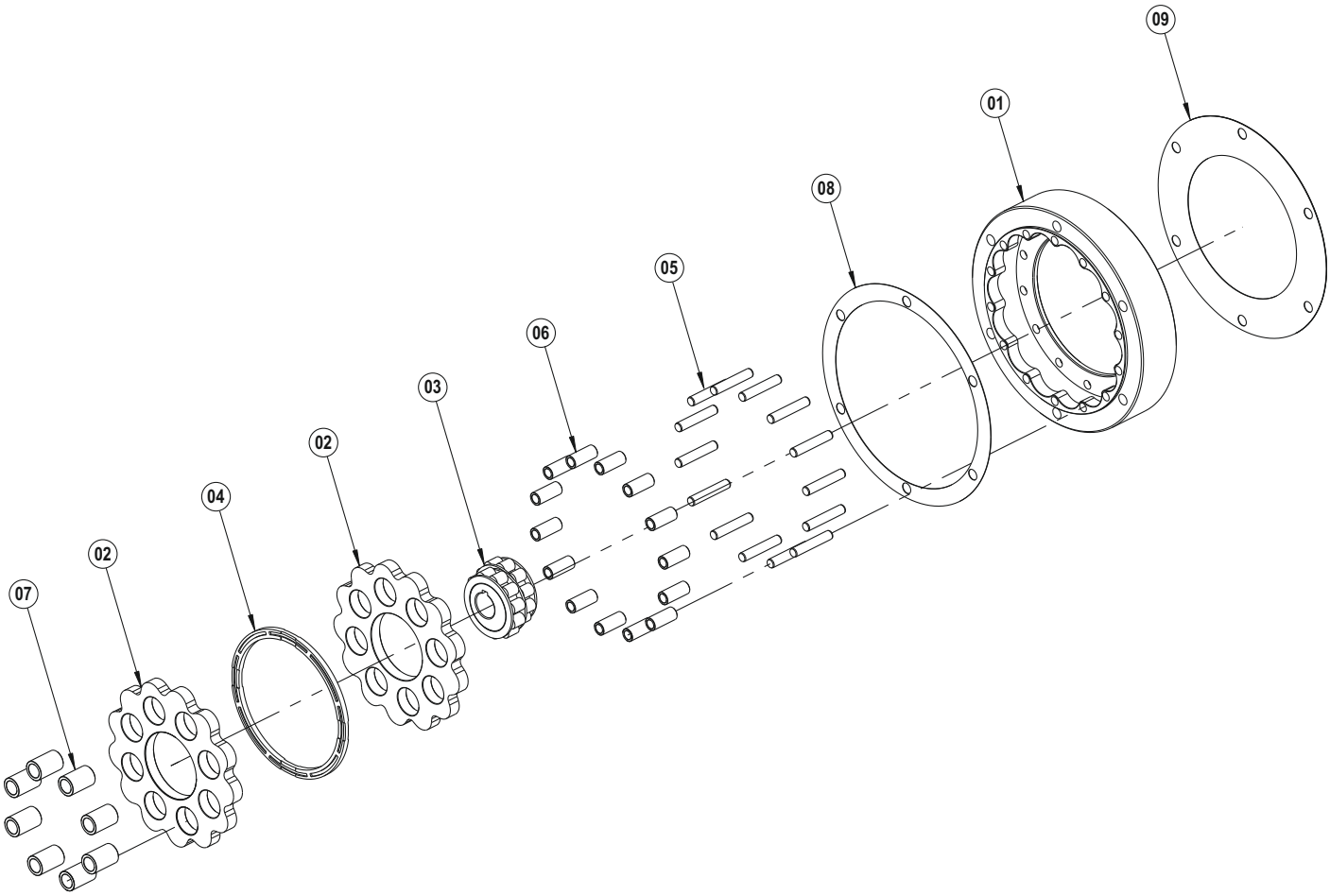

01	Sikloid Disk Gövdesi	Ring Gear Housing	Zykloied Diskgehäuse	Corpo di disco cicloide	Corps du disque cycloïde	Cuerpo de disco cicloide
02	Sikloid Disk	Cycloidal Disk	Zykloied Disk	Disco cicloide	Disque cycloïde	Disco cicloide
03	Eksantrik Rulman	Eccentric Bearing	Exzenterlager	Cuscinetto eccentrico	Roulement excentrique	Rodamiento excéntrico
04	Halka Burç	Spacer Ring	Ringdistanzbuchse	Distanziatore ad anello	Entretoise anneau	Espaciador de anillo
05	Sikloid Disk Pimi	Ring Gear Pin	Zykloide Disk Bolzen	Bullone del disco cicloidale	Goupille de disque cycloïde	Perno de disco cicloide
06	Sikloid Disk Burcu	Ring Gear Roller	Zykloide Disk Distanzbuchse	Distanziatore del disco cicloide	Entretoise de disque cycloïde	Espaciador de disco cicloide
07	Mil Tahrik Burcu	Shaft Roller	Welle Antriebsdistanzbuchse	Boccola distanziale trasmissione	Bague d'entraînement d'arbre	Buje de transmisión del eje
08	Conta	Gasket	Dichtung	Sigillo	Joint	Sellar
09	Conta	Gasket	Dichtung	Sigillo	Joint	Sellar

TR GENEL PARÇA LİSTESİ | EN GENERAL PART LIST | DE ALLGEMEINE TEILELISTE

IT GENERALE ELENCO DELLE PARTI | FR GÉNÉRALE LA LISTE DES PIÈCES | ES LISTE DE PIEZAS EN GENERAL

PCD 607-627 ARA MİL KİTİ / PCD 607-627 INTERMEDIATE SHAFT KIT / PCD 607-627 ZWISCHEN WELLE BAUSATZ / PCD 607-627 KIT ALBERO INTERMEDIO / PCD 607-627 KIT DE MANCHE INTERMEDIAIRE / PCD 607-627 KIT EJE INTERMEDIO

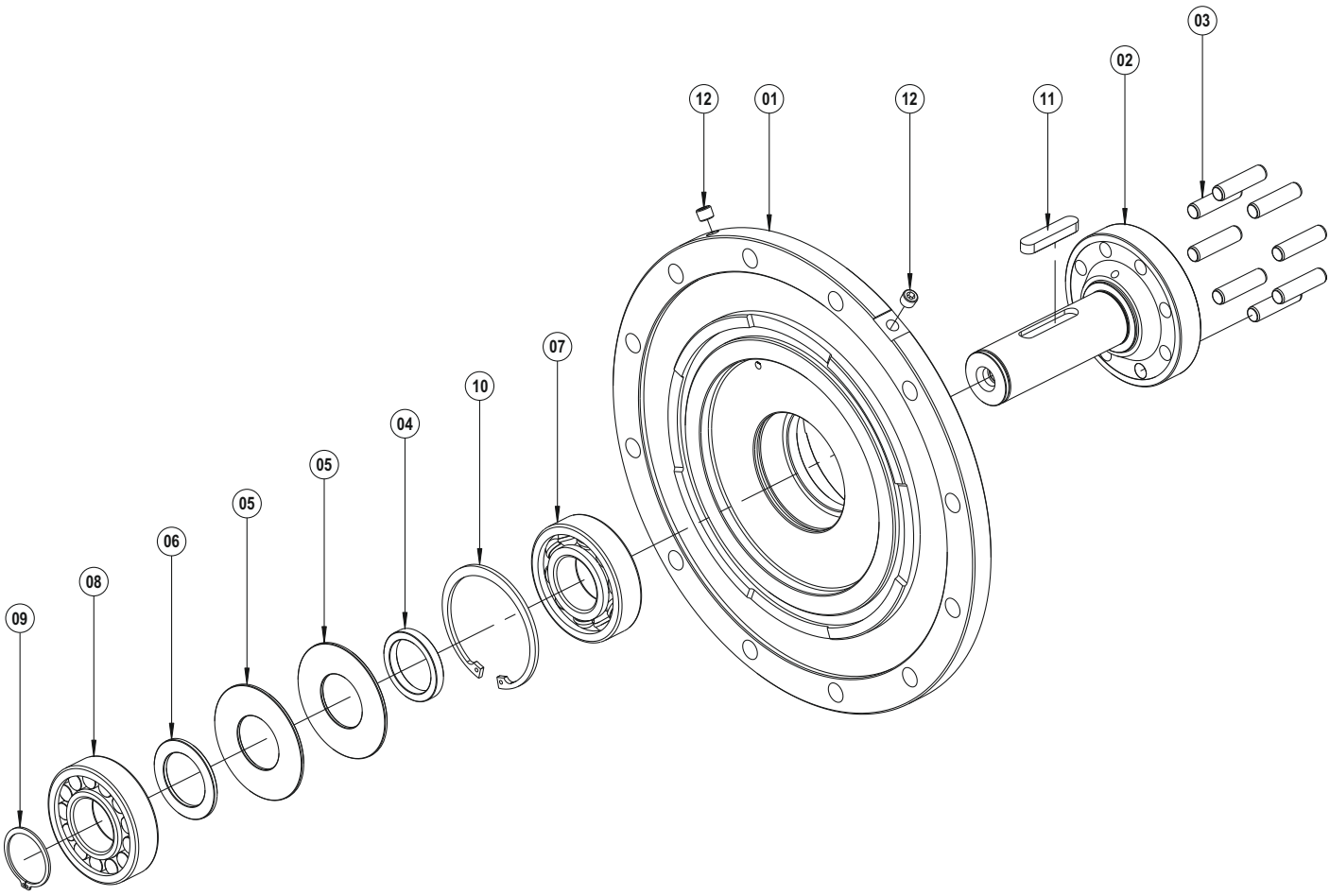

01	Ara Flanş	Intermediate Flange	Zwischen Flansch	Flangia intermedia	Bride intermédiaire	Brida intermedia
02	Ara Mil	Intermediate Shaft	Übertragungswelle	Albero intermedio	Arbre intermédiaire	Eje intermedio
03	Mil Tahrik Pimi	Shaft Pin	Welle antriebs Bolzen	Perno di trasmissione dell'albero	Goupille d'entraînement d'arbre	Pasador de transmisión del eje
04	Burç	Spacer	Distanzbuchse	Distanziatore	Bague de réduction	Espaciador
05	Burç	Spacer	Distanzbuchse	Distanziatore	Bague de réduction	Espaciador
06	Burç	Spacer	Distanzbuchse	Distanziatore	Bague de réduction	Espaciador
07	Rulman	Bearing	Kugellager	Cuscinetto	Roulement à billes	Rodamiento de bolas
08	Rulman	Bearing	Kugellager	Cuscinetto	Roulement à billes	Rodamiento de bolas
09	Segman (DIN 471)	Circlip (DIN 471)	Sicherungsring (DIN 471)	Anello di sicurezza (DIN 471)	Circlip (DIN 471)	Anillo de seguridad (DIN 471)
10	Segman (DIN 472)	Circlip (DIN 472)	Sicherungsring (DIN 472)	Anello di sicurezza (DIN 472)	Circlip (DIN 472)	Anillo de seguridad (DIN 472)
11	Kama A (DIN 6885)	Key A (DIN 6885)	Passfeder A (DIN 6885)	Chiavetta A (DIN 6885)	Clavette A (DIN 6885)	Clave A (DIN 6885)
12	Setskur (DIN 916)	Setscrew (DIN 916)	Stellschraube (DIN 916)	Vite di fissaggio (DIN 916)	Vis de réglage (DIN 916)	Tornillo de ajuste (DIN 916)

TR GENEL PARÇA LİSTESİ | EN GENERAL PART LIST | DE ALLGEMEINE TEILELISTE

IT GENERALE ELENCO DELLE PARTI | FR GÉNÉRALE LA LISTE DES PIÈCES | ES LISTE DE PIEZAS EN GENERAL

PCD 607-627 TEK KADEMELİLERDE KİTLER / KITS IN PCD 607-627 SINGLE STAGES / PCD 607-627 DIE EINSTUFIGE BAUSATZEN / PCD 607-627 KIT SINGOLO STADIO / PCD 607-627 KITS EN UN SEUL ÉTAGE / PCD 607-627 KITS DE ETAPA ÚNICA

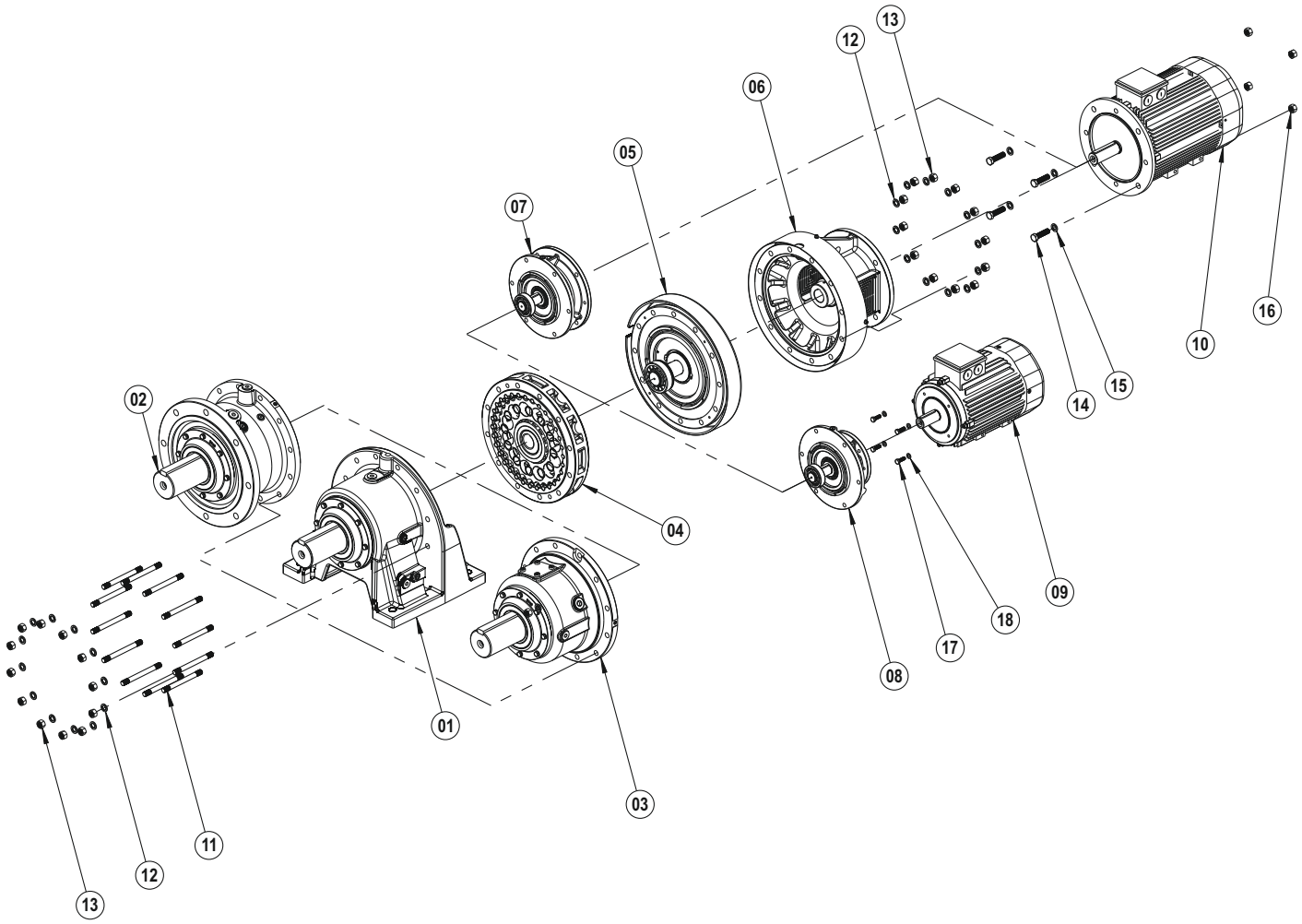

01	H Çıkış Kiti	H Output KIT	H Abtriebsbausatz	H kit uscita	Kit de sortie H	H Kit de salida
02	V Çıkış Kiti	V Output KIT	V Abtriebsbausatz	V kit uscita	Kit de sortie V	V Kit de salida
03	F Çıkış Kiti	F Output KIT	F Abtriebsbausatz	F kit uscita	Kit de sortie F	F Kit de salida
04	Çember Dişli Kiti	Ring Gear KIT	Zahnkranz Bausatz	Kit corona dentata	Kit d'engrenages circulaires	Juego de corona dentada
05	Serbest Giriş Kiti	Free Input KIT	Freier Eintritt Bausatze	Kit ingresso gratuito	Kit d'entrée libéré	Kits de entrada gratis
06	C-Face B5 KIT	C-Face B5 KIT	C-Face B5 KIT	C-Face B5 KIT	C-Face B5 KIT	C-Face B5 KIT
07	B5 PAM Adaptörü	Hollow Shaft Adapter B5 KIT	B5 PAM Adapter	Adattatore PAM B5	Adaptateur PAM B5	Adaptador PAM B5
08	B14 PAM Adaptörü	Hollow Shaft Adapter B14 KIT	B14 PAM Adapter	Adattatore PAM B14	Adaptateur PAM B14	Adaptador PAM B14
09	Motor B14	Motor B14	Motor B14	Motore B14	Moteur B14	Motor B14
10	Motor B5	Motor B5	Motor B5	Motore B5	Moteur B5	Motor B5
11	Saplama (DIN 939)	Stud Bolt (DIN 939)	Bolzen (DIN 939)	Bullone (DIN 939)	Boulon de goujon (DIN 939)	Tornillo (DIN 939)
12	Rondela (DIN 127)	Washer (DIN 127)	Distanzscheibe (DIN 127)	Rondella (DIN 127)	Rondelle (DIN 127)	El apoyo a disco (DIN 127)
13	Somun (DIN 934)	Nut (DIN 934)	Schraubenmutter (DIN 934)	Dado (DIN 934)	Ecrou (DIN 934)	Tuerca (DIN 934)
14	Cıvata (DIN 933)	Bolt (DIN 933)	Verschrauben (DIN 933)	Bullone (DIN 933)	Boulonner (DIN 933)	Atornillar (DIN 933)
15	Rondela (DIN 127)	Washer (DIN 127)	Distanzscheibe (DIN 127)	Rondella (DIN 127)	Rondelle (DIN 127)	El apoyo a disco (DIN 127)
16	Somun (DIN 934)	Nut (DIN 934)	Schraubenmutter (DIN 934)	Dado (DIN 934)	Ecrou (DIN 934)	Tuerca (DIN 934)
17	Rondela (DIN 127)	Washer (DIN 127)	Distanzscheibe (DIN 127)	Rondella (DIN 127)	Rondelle (DIN 127)	El apoyo a disco (DIN 127)
18	Cıvata (DIN 933)	Bolt (DIN 933)	Verschrauben (DIN 933)	Bullone (DIN 933)	Boulonner (DIN 933)	Atornillar (DIN 933)

TR GENEL PARÇA LİSTESİ | EN GENERAL PART LIST | DE ALLGEMEINE TEILELISTE

IT GENERALE ELENCO DELLE PARTI | FR GÉNÉRALE LA LISTE DES PIÈCES | ES LISTE DE PIEZAS EN GENERAL

PCD 607-627 İKİ KADEMELİLERDE KİTLER / KITS IN PCD 607-627 DOUBLE STAGES / PCD 607-627 DIE ZWEISTUFIGE BAUSATZEN / PCD 607-627 I KIT A DUE STADI / PCD 607-627 KITS EN DEUX ÉTAGES / PCD 607-627 LOS KITS DE DOS ETAPAS

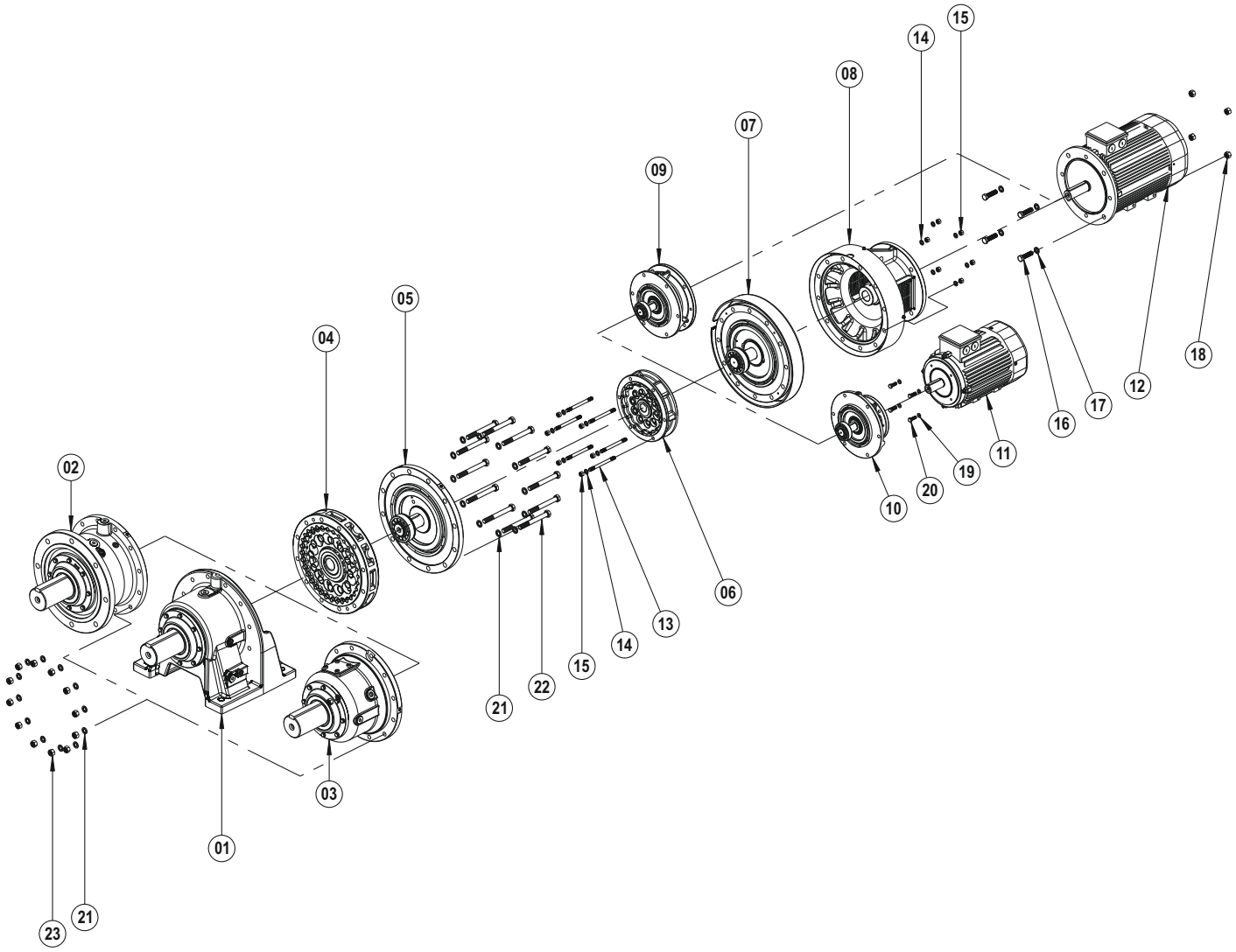

01	H Çıkış Kiti	H Output KIT	H Abtriebsbausatz	H kit uscita	Kit de sortie H	H Kit de salida
02	V Çıkış Kiti	V Output KIT	V Abtriebsbausatz	V kit uscita	Kit de sortie V	V Kit de salida
03	F Çıkış Kiti	F Output KIT	F Abtriebsbausatz	F kit uscita	Kit de sortie F	F Kit de salida
04	Çember Dişli Kiti	Ring Gear KIT	Zahnkranz Bausatz	Kit corona dentata	Kit d'engrenages circulaires	Juego de corona dentada
05	Ara Mil Kiti	Intermediate Shaft KIT	Zwischen Welle Bausatz	Kit albero intermedio	Kit d'arbre intermédiaire	Kit eje intermedio
06	Çember Dişli Kiti	Ring Gear KIT	Zahnkranz Bausatz	Kit corona dentata	Kit d'engrenages circulaires	Juego de corona dentada
07	Serbest Giriş Kiti	Free Input KIT	Freier Eintritt Bausatze	Kit ingresso gratuito	Kit d'entrée libéré	Kits de entrada gratis
08	C-Face B5 KIT	C-Face B5 KIT	C-Face B5 KIT	C-Face B5 KIT	C-Face B5 KIT	C-Face B5 KIT
09	B5 PAM Adaptörü	Hollow Shaft Adapter B5 KIT	B5 PAM Adapter	Adattatore PAM B5	Adaptateur PAM B5	Adaptador PAM B5
10	B14 PAM Adaptörü	Hollow Shaft Adapter B14 KIT	B14 PAM Adapter	Adattatore PAM B14	Adaptateur PAM B14	Adaptador PAM B14
11	Motor B14	Motor B14	Motor B14	Motore B14	Moteur B14	Motor B14
12	Motor B5	Motor B5	Motor B5	Motore B5	Moteur B5	Motor B5
13	Saplama (DIN 939)	Stud Bolt (DIN 939)	Bolzen (DIN 939)	Bullone (DIN 939)	Boulon de goujon (DIN 939)	Tornillo (DIN 939)
14	Rondela (DIN 127)	Washer (DIN 127)	Distanzscheibe (DIN 127)	Rondella (DIN 127)	Rondelle (DIN 127)	El apoyo a disco (DIN 127)
15	Somun (DIN 934)	Nut (DIN 934)	Schraubenmutter (DIN 934)	Dado (DIN 934)	Ecrou (DIN 934)	Tuerca (DIN 934)
16	Cıvata (DIN 933)	Bolt (DIN 933)	Verschrauben (DIN 933)	Bullone (DIN 933)	Boulonner (DIN 933)	Atornillar (DIN 933)
17	Rondela (DIN 127)	Washer (DIN 127)	Distanzscheibe (DIN 127)	Rondella (DIN 127)	Rondelle (DIN 127)	El apoyo a disco (DIN 127)
18	Somun (DIN 934)	Nut (DIN 934)	Schraubenmutter (DIN 934)	Dado (DIN 934)	Ecrou (DIN 934)	Tuerca (DIN 934)
19	Rondela (DIN 127)	Washer (DIN 127)	Distanzscheibe (DIN 127)	Rondella (DIN 127)	Rondelle (DIN 127)	El apoyo a disco (DIN 127)
20	Cıvata (DIN 933)	Bolt (DIN 933)	Verschrauben (DIN 933)	Bullone (DIN 933)	Boulonner (DIN 933)	Atornillar (DIN 933)
21	Rondela (DIN 127)	Washer (DIN 127)	Distanzscheibe (DIN 127)	Rondella (DIN 127)	Rondelle (DIN 127)	El apoyo a disco (DIN 127)
22	Cıvata (DIN 933)	Bolt (DIN 933)	Verschrauben (DIN 933)	Bullone (DIN 933)	Boulonner (DIN 933)	Atornillar (DIN 933)
23	Somun (DIN 934)	Nut (DIN 934)	Schraubenmutter (DIN 934)	Dado (DIN 934)	Ecrou (DIN 934)	Tuerca (DIN 934)

TR GENEL PARÇA LİSTESİ | EN GENERAL PART LIST | DE ALLGEMEINE TEILELISTE

IT GENERALE ELENCO DELLE PARTI | FR GÉNÉRALE LA LISTE DES PIÈCES | ES LISTE DE PIEZAS EN GENERAL

C-FACE

PCD 607-627 C-FACE B5 KIT

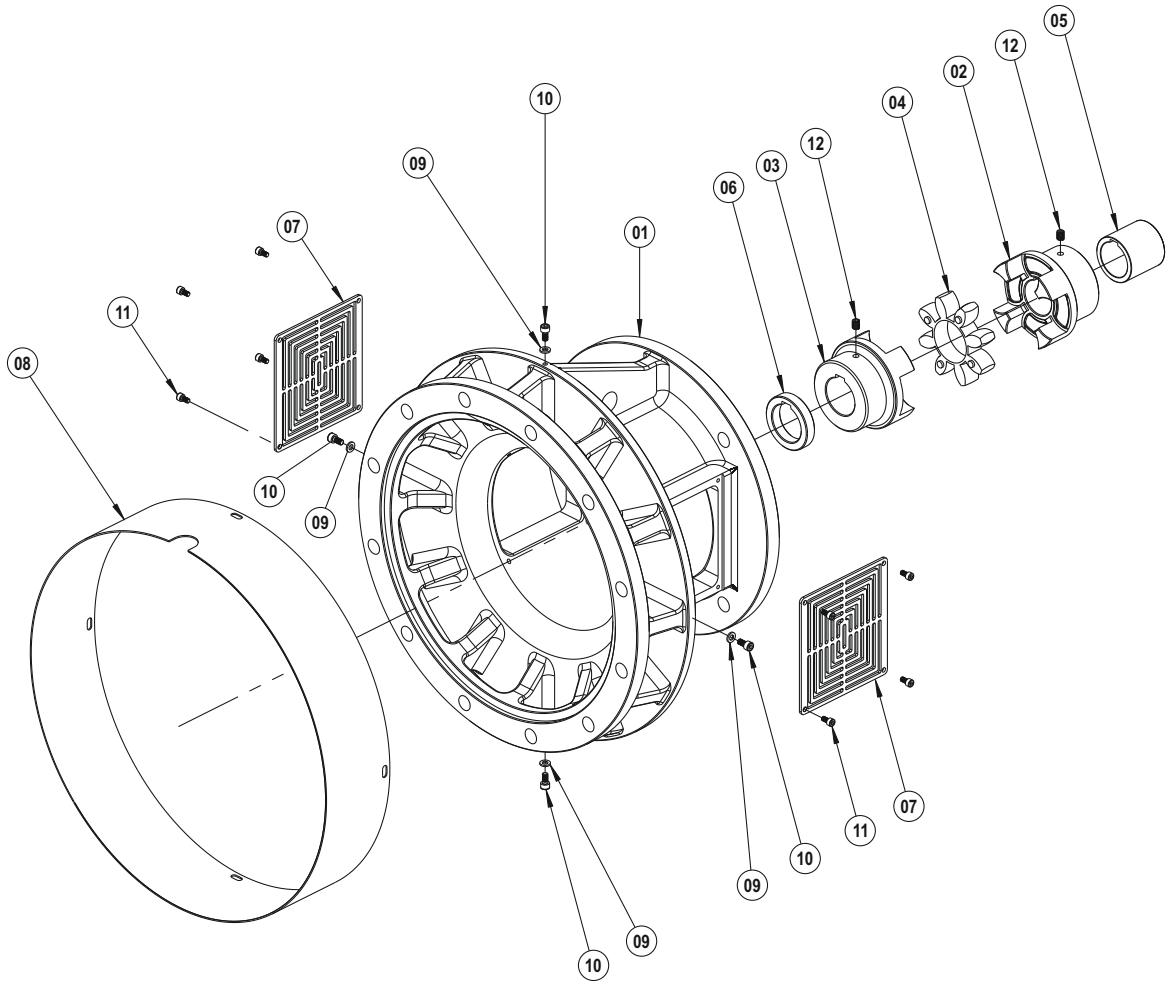

01	C-Face B5 KIT	C-Face B5 KIT	C-Face B5 KIT	C-Face B5 KIT	C-Face B5 KIT	C-Face B5 KIT
02	Kaplin (Motor Tarafı)	Coupling (Motor Side)	Kupplung (Motorseite)	Accoppiamento (Lato motore)	Accouplement (côté moteur)	Enganche (Lado del motor)
03	Kaplin (Redüktör Tarafı)	Coupling (Gearbox Side)	Kupplung (Getriebeseite)	Accoppiamento (Lato riduttore)	Accouplement (côté boîte de vitesses)	Enganche (Lado del reductor)
04	Spider	Spider	Spider	Spider	Spider	Spider
05	Burç	Spacer	Distanzbuchse	Distanziatore	Bague de réduction	Espaciador
06	Burç	Spacer	Distanzbuchse	Distanziatore	Bague de réduction	Espaciador
07	Saç Kapak	Shield	Blechabdeckung	Copertura in lamiera	Plaque de metal	Cubierta de la hoja
08	Koruma Sacı	Cover Plate	Schutzblech	Piastra di copertura	Feuille de protection	Placa de cubierta
09	Rondela	Washer	Distanzscheibe	Rondella	Rondelle	El apoyo a disco
10	Cıvata (DIN 912)	Bolt (DIN 912)	Verschrauben (DIN 912)	Bullone (DIN 912)	Boulonner (DIN 912)	Atornillar (DIN 912)
11	Cıvata (DIN 912)	Bolt (DIN 912)	Verschrauben (DIN 912)	Bullone (DIN 912)	Boulonner (DIN 912)	Atornillar (DIN 912)
12	Setskur (DIN 916)	Setscrew (DIN 916)	Stellschraube (DIN 916)	Vite di fissaggio (DIN 916)	Vis de réglage (DIN 916)	Tornillo de ajuste (DIN 916)

TR GENEL PARÇA LİSTESİ | EN GENERAL PART LIST | DE ALLGEMEINE TEILELISTE

IT GENERALE ELENCO DELLE PARTI | FR GÉNÉRALE LA LISTE DES PIÈCES | ES LISTE DE PIEZAS EN GENERAL

PAM B5

PCD 607-622 B5 PAM ADAPTÖR KİTİ / PCD 607-622 HOLLOW SHAFT ADAPTER B5 KIT / PCD 607-622 B5 PAM ADAPTER BAUSATZE / PCD 607-622 KIT ADATTATORE B5 PAM / PCD 607-622 KIT ADAPTATEUR PAM B5 / PCD 607-622 KIT ADAPTADOR B5 PAM

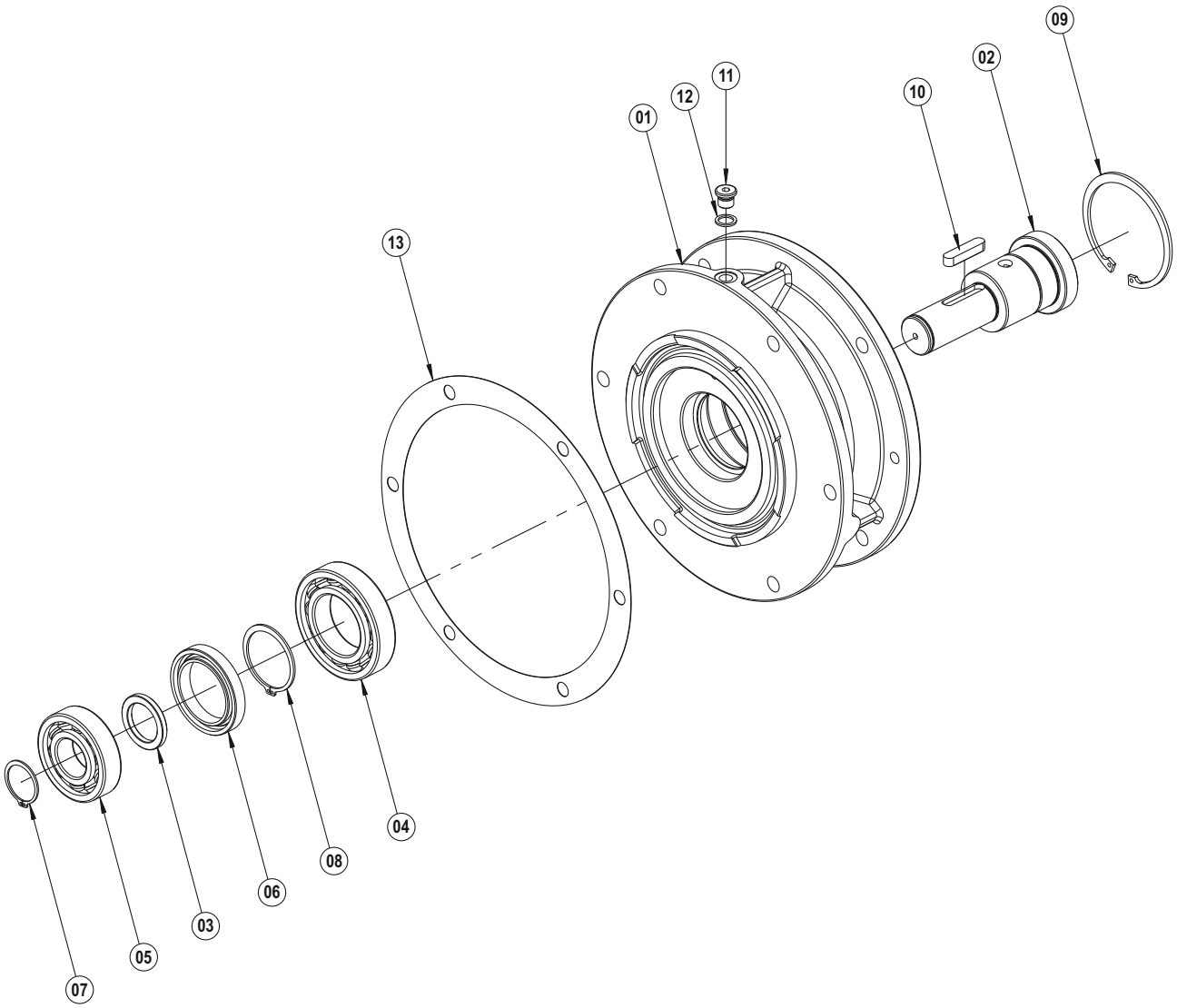

01	PAM Flanşı B5	Hollow Flange B5	PAM Flansch B5	Flangia PAM B5	PAM Bride B5	Brida PAM B5
02	PAM Mili B5	Hollow Shaft B5	PAM Welle	Albero cavo B5	PAM Arbre B5	Eje hueco B5
03	Burç	Spacer	Distanzbuchse	Distanziatore	Bague de réduction	Espaciador
04	Rulman	Bearing	Kugellager	Cuscinetto	Roulement à billes	Rodamiento de bolas
05	Rulman	Bearing	Kugellager	Cuscinetto	Roulement à billes	Rodamiento de bolas
06	Yağ Keçesi	Oil Seal	Öldichtung	Paraolio	Joint Huile	sello de aceite
07	Segman (DIN 471)	Circlip (DIN 471)	Sicherungsring (DIN 471)	Anello di sicurezza (DIN 471)	Circlip (DIN 471)	Anillo de seguridad (DIN 471)
08	Segman (DIN 471)	Circlip (DIN 471)	Sicherungsring (DIN 471)	Anello di sicurezza (DIN 471)	Circlip (DIN 471)	Anillo de seguridad (DIN 471)
09	Segman (DIN 472)	Circlip (DIN 472)	Sicherungsring (DIN 472)	Anello di sicurezza (DIN 472)	Circlip (DIN 472)	Anillo de seguridad (DIN 472)
10	Kama A (DIN 6885)	Key A (DIN 6885)	Passfeder A (DIN 6885)	Chiavetta A (DIN 6885)	Clavette A (DIN 6885)	Clave A (DIN 6885)
11	Yağ Tapası (DIN 908)	Oil Plug (DIN 908)	Ölstöpsel (DIN 908)	Olio Tappo (DIN 908)	Bouchon d'huile (DIN 908)	Tapón (DIN 908)
12	Rondela (DIN 7603)	Washer (DIN 7603)	Distanzscheibe (DIN 7603)	Rondella (DIN 7603)	Rondelle (DIN 7603)	El apoyo a disco (DIN 7603)
13	Conta	Gasket	Dichtung	Sigillo	Joint	Sellar

TR GENEL PARÇA LİSTESİ | EN GENERAL PART LIST | DE ALLGEMEINE TEILELISTE

IT GENERALE ELENCO DELLE PARTI | FR GÉNÉRALE LA LISTE DES PIÈCES | ES LISTE DE PIEZAS EN GENERAL

PAM B14

PCD 607-616 B14 PAM ADAPTÖR KİTİ / PCD 607-616 HOLLOW SHAFT ADAPTER B14 KIT / PCD 607-616 B14 PAM ADAPTER BAUSATZE
PCD 607-616 KIT ADATTATORE B14 PAM / PCD 607-616 KIT ADAPTATEUR PAM B14 / PCD 607-616 KIT ADAPTADOR B14 PAM

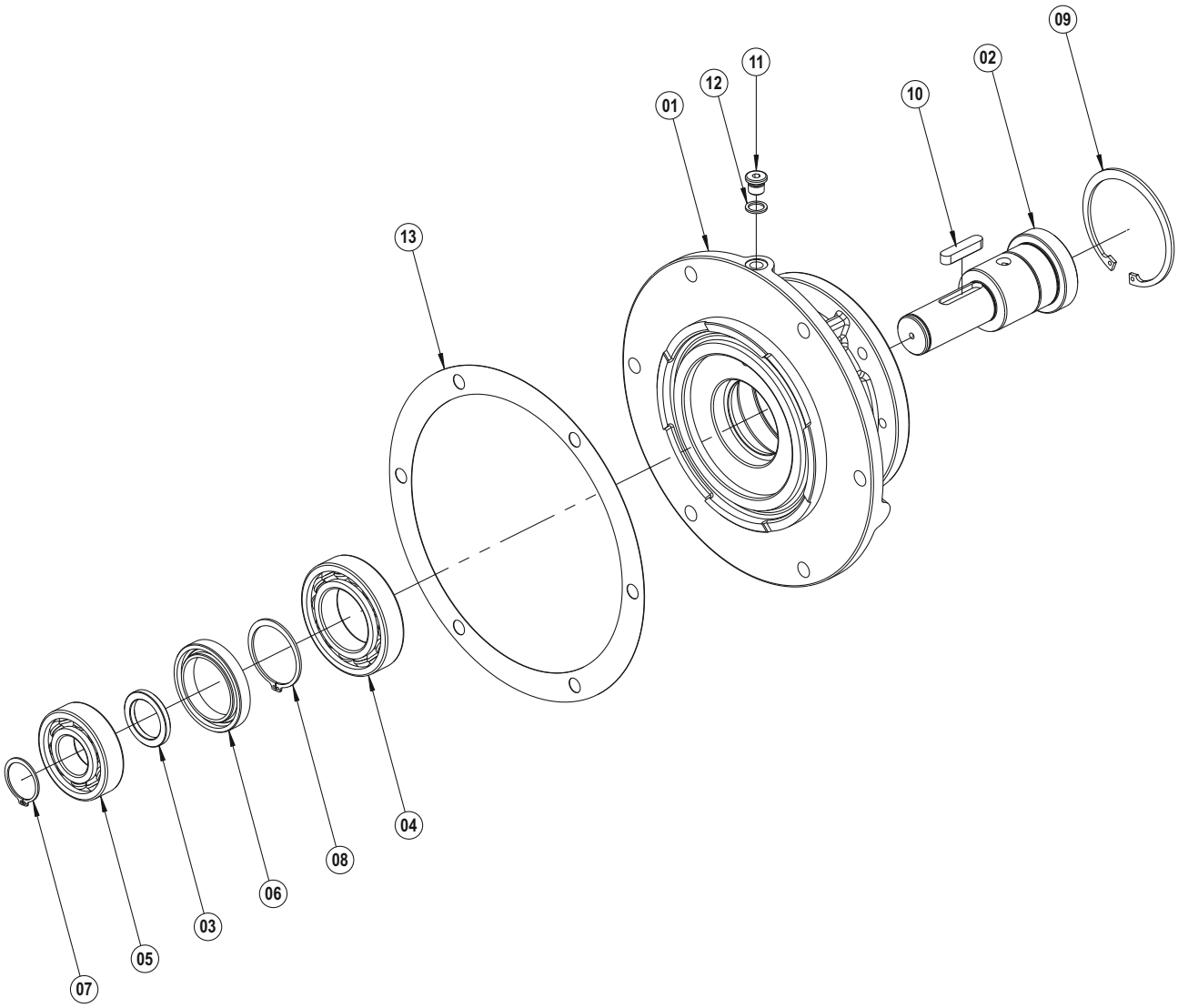

01	PAM Flanşı B14	Hollow Flange B14	PAM Flansch B14	Flangia PAM B14	PAM Bride B14	Brida PAM B14
02	PAM Mili B14	Hollow Shaft B14	PAM Welle	Albero cavo B14	PAM Arbre B14	Eje hueco B14
03	Burç	Spacer	Distanzbuchse	Distanziatore	Bague de réduction	Espaciador
04	Rulman	Bearing	Kugellager	Cuscinetto	Roulement à billes	Rodamiento de bolas
05	Rulman	Bearing	Kugellager	Cuscinetto	Roulement à billes	Rodamiento de bolas
06	Yağ Keçesi	Oil Seal	Öldichtung	Paraolio	Joint Huile	sello de aceite
07	Segman (DIN 471)	Circlip (DIN 471)	Sicherungsring (DIN 471)	Anello di sicurezza (DIN 471)	Circlip (DIN 471)	Anillo de seguridad (DIN 471)
08	Segman (DIN 471)	Circlip (DIN 471)	Sicherungsring (DIN 471)	Anello di sicurezza (DIN 471)	Circlip (DIN 471)	Anillo de seguridad (DIN 471)
09	Segman (DIN 472)	Circlip (DIN 472)	Sicherungsring (DIN 472)	Anello di sicurezza (DIN 472)	Circlip (DIN 472)	Anillo de seguridad (DIN 472)
10	Kama A (DIN 6885)	Key A (DIN 6885)	Passfeder A (DIN 6885)	Chiavetta A (DIN 6885)	Clavette A (DIN 6885)	Clave A (DIN 6885)
11	Yağ Tapası (DIN 908)	Oil Plug (DIN 908)	Ölstöpsel (DIN 908)	Olio Tappo (DIN 908)	Bouchon d'huile (DIN 908)	Tapón (DIN 908)
12	Rondela (DIN 7603)	Washer (DIN 7603)	Distanzscheibe (DIN 7603)	Rondella (DIN 7603)	Rondelle (DIN 7603)	El apoyo a disco (DIN 7603)
13	Conta	Gasket	Dichtung	Sigillo	Joint	Sellar

TR GENEL PARÇA LİSTESİ | EN GENERAL PART LIST | DE ALLGEMEINE TEILELISTE

IT GENERALE ELENCO DELLE PARTI | FR GÉNÉRALE LA LISTE DES PIÈCES | ES LISTE DE PIEZAS EN GENERAL

W

PCD 607-627 SERBEST GİRİŞ KİTİ / PCD 607-627 FREE INPUT KIT / PCD 607-627 FREIER EINTRITT BAUSATZE / PCD 607-627 KIT INGRESSO GRATUITO / PCD 607-627 KIT D'ENTRÉE LIBÉRÉ / PCD 607-627 KIT ENTRADA GRATIS

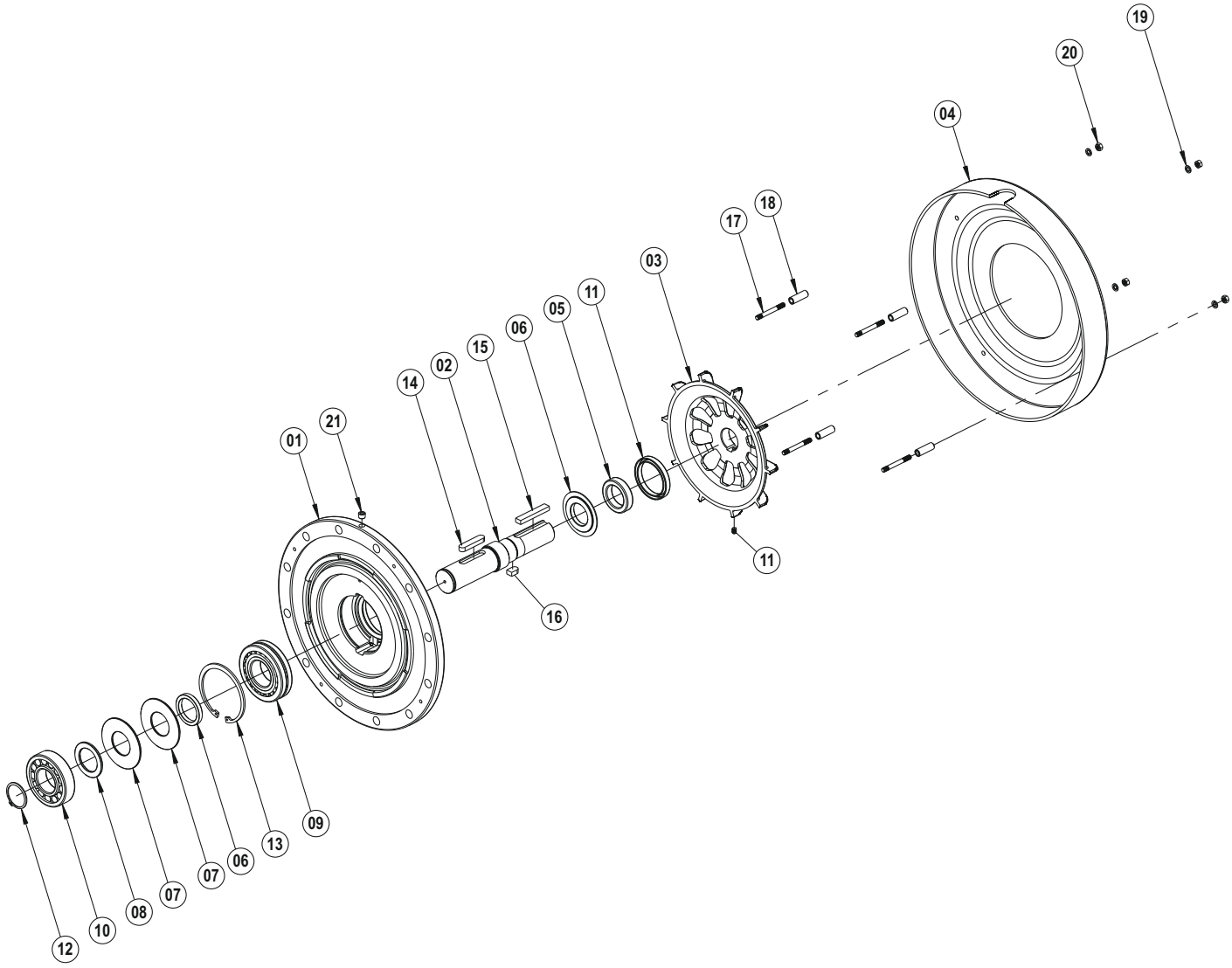

01	Giriş Flanşı	Input Flange	Eingangsflansch	Flangia di ingresso	Bride d'entrée	Brida de entrad
02	Giriş Mili	Input Shaft	Antriebswelle	Albero di ingresso	Arbre d'entrée	Eje de entrada
03	Giriş Fanı	Input Fan	Eingangslüfter	Ventola di ingresso	Entrée ventilateur	Ventilador de entrada
04	Fan Koruma Kapağı	Input Fan Cover	Lüfterschutzabdeckung	Copertura di protezione del ventilatore	Couvercle de protection du ventilateur	Cubierta de protección del ventilador
05	Giriş Bagası	Input Collar	Eingangsdistanzbuchse	Boccola distanziale ingresso	Sac d'entrée	Casquillo espaciador de entrada
06	Burç	Spacer	Distanzbuchse	Distanziatore	Bague de réduction	Espaciador
07	Burç	Spacer	Distanzbuchse	Distanziatore	Bague de réduction	Espaciador
08	Burç	Spacer	Distanzbuchse	Distanziatore	Bague de réduction	Espaciador
09	Rulman	Bearing	Kugellager	Cuscinetto	Roulement à billes	Rodamiento de bolas
10	Rulman	Bearing	Kugellager	Cuscinetto	Roulement à billes	Rodamiento de bolas
11	Yağ Keçesi	Oil Seal	Öldichtung	Paraolio	Joint Huile	sello de aceite
12	Segman (DIN 471)	Circlip (DIN 471)	Sicherungsring (DIN 471)	Anello di sicurezza (DIN 471)	Circlip (DIN 471)	Anillo de seguridad (DIN 471)
13	Segman (DIN 472)	Circlip (DIN 472)	Sicherungsring (DIN 472)	Anello di sicurezza (DIN 472)	Circlip (DIN 472)	Anillo de seguridad (DIN 472)
14	Kama A (DIN 6885)	Key A (DIN 6885)	Passfeder A (DIN 6885)	Chiavetta A (DIN 6885)	Clavette A (DIN 6885)	Clave A (DIN 6885)
15	Kama B (DIN 6885)	Key B (DIN 6885)	Passfeder B (DIN 6885)	Chiavetta B (DIN 6885)	Clavette B (DIN 6885)	Clave B (DIN 6885)
16	Kama A-B (DIN 6885)	Key A-B (DIN 6885)	Passfeder A-B (DIN 6885)	Chiavetta A-B (DIN 6885)	Clavette A-B (DIN 6885)	Clave A-B (DIN 6885)
17	Saplama (DIN 835)	Stud Bolt (DIN 835)	Bolzen (DIN 835)	Bullone (DIN 835)	Boulon de goujon (DIN 835)	Tornillo (DIN 835)
18	Burç	Input Fan Cover Spacer	Distanzbuchse	Distanziatore	Bague de réduction	Espaciador
19	Rondela (DIN 127)	Washer (DIN 127)	Distanzscheibe (DIN 127)	Rondella (DIN 127)	Rondelle (DIN 127)	El apoyo a disco (DIN 127)
20	Somun (DIN 936)	Nut (DIN 936)	Schraubenmutter (DIN 936)	Dado (DIN 936)	Ecrou (DIN 936)	Tuerca (DIN 936)
21	Setskur (DIN 916)	Setscrew (DIN 916)	Stellschraube (DIN 916)	Vite di fissaggio (DIN 916)	Vis de réglage (DIN 916)	Tornillo de ajuste (DIN 916)

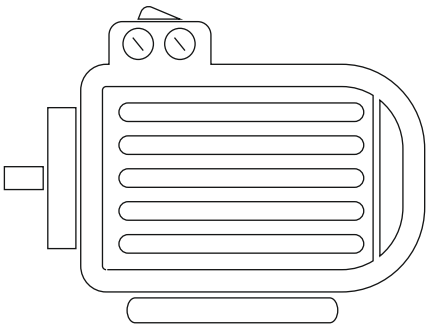

ÜÇ FAZLI MOTORLAR

THREE PHASE MOTORS

IE3

ÜÇ FAZLI MOTORLAR
THREE PHASE MOTORS

ELEKTRİKSEL ÖZELLİKLER - 50 Hz / ELECTRICAL CHARACTERISTICS AT 50 Hz

	MOTOR TİPİ MOTOR TYPE	GÖVDE TİPİ HOUSING TYPE	NOMİNAL RATED VALUES					KALKIŞTAKİ DEĞERLER STARTING VALUES				Devrilme Momenti Oranı Breakdown Torque Ratio	VERİM* EFFICIENCY* η%			Cos φ	J	Ağırlık Weight (B3)	Ses Basınç Seviyesi Sound Pressure Level
			GÜÇ POWER		DEVİR SPEED	AKIM CURRENT	MOMENT TORQUE	AKIM CURRENT I_A / I_N		MOMENT TORQUE M_A / M_N									
			kW	HP	rpm	A	Nm	⅄	Δ	⅄	Δ	Mk/ Mn	4/4	3/4	2/4	4/4	kgm²	kg	dBA **
	2 kutup 3000 d/dak / 2 pole 3000 rpm																		
230/400V	Q3H80M2C	Aluminium	0,75	1,0	2890	1,6	2,5	8,3	-	3,7	-	4,2	80,7	79,8	76,1	0,85	0,0014	13	57
230/400V	Q3H80M2D	Aluminium	1,1	1,5	2890	2,3	3,6	9,1	-	3,9	-	4,3	82,7	82,2	79,3	0,85	0,0017	13	57
230/400V	Q3H90L2C	Aluminium	1,5	2,0	2910	3,3	4,9	10,9	-	5,2	-	5,4	84,2	83,3	80,5	0,80	0,0023	16	62
230/400V	Q3H90L2D	Aluminium	2,2	3,0	2917	4,3	7,2	9,2	-	3,1	-	4,9	85,9	86,4	85,2	0,87	0,0028	19	62
230/400V	Q3H100L2D	Aluminium	3,0	4,0	2890	5,9	9,9	8,1	-	3,2	-	3,5	87,1	88,1	87,7	0,85	0,0031	25	66
400/690V	Q3H112M2C	Aluminium	4,0	5,5	2936	7,5	13,0	3,6	10,9	1,6	4,8	5,7	88,1	88,1	85,8	0,85	0,0064	29	68
400/690V	Q3H132S2C	Aluminium	5,5	7,5	2918	10,5	18,0	3,6	10,7	1,2	3,7	5,1	89,2	89,0	87,2	0,86	0,0077	37	69
400/690V	Q3H132S2D	Aluminium	7,5	10,0	2918	13,9	24,5	3,6	10,8	1,4	4,3	5,4	90,1	90,3	89,1	0,88	0,0093	43	69
400/690V	Q3H160M2C	Aluminium	11,0	15,0	2925	20,7	36,0	3,5	10,5	1,3	3,9	5,2	91,2	91,4	90,6	0,85	0,0352	65	70
400/690V	Q3H160M2DE	Aluminium	15,0	20,0	2930	27,9	48,9	3,5	10,5	1,2	3,7	5,2	91,9	91,3	89,8	0,84	0,0402	79	71
400/690V	Q3H160L2C	Aluminium	18,5	25,0	2960	32,8	59,9	3,6	10,8	1,1	3,4	4,8	92,4	92,5	91,6	0,89	0,0481	96	70
400/690V	Q3H180M2A	Aluminium	22,0	30,0	2961	39,1	70,7	3,5	10,5	1,1	3,2	5,2	92,7	92,5	91,3	0,87	0,0587	114	77
400/690V	Q3H200L2C	Aluminium	30,0	40,0	2955	50,3	97,0	3,5	10,5	1,0	3,0	4,5	93,3	93,2	92,2	0,92	0,1028	153	78
400/690V	Q3H200L2D	Aluminium	37,0	50,0	2960	61,9	119,4	3,3	9,9	1,0	2,9	4,4	93,7	94,4	94,0	0,92	0,1138	166	78
400/690V	Q3E225M2B	Aluminium	45,0	60,0	2965	77,1	144,9	2,8	8,6	0,9	2,4	3,8	94,0	93,7	92,2	0,85	0,2350	249	80
400/690V	Q3E250M2A	Aluminium	55,0	75,0	2970	92,1	176,7	2,7	8	0,8	2,5	3,1	94,3	94,1	92,9	0,92	0,50903	279	81
400/690V	Q3EP250M2C	Cast Iron	55,0	75,0	2982	93,8	176,1	2,3	7,0	0,9	2,7	3,4	94,3	94,0	92,6	0,90	0,4870	488	81
400/690V	Q3EP280M2C	Cast Iron	75,0	100,0	2975	124,9	240,7	2,8	8,4	0,7	2,2	4,4	94,7	94,2	93,1	0,92	0,5400	585	82
400/690V	Q3EP280M2D	Cast Iron	90,0	125,0	2975	150,7	288,9	2,8	8,6	0,8	2,4	5,4	95,0	94,7	93,7	0,93	0,6450	596	82
400/690V	Q3EP315S2C	Cast Iron	110,0	127,0	2.983	187	358	2,4	7,2	0,6	1,7	2,6	95,2	95,2	94,0	0,89	2,19900	963	83
400/690V	Q3EP315M2B	Cast Iron	132,0	152,0	2.983	224	418	2,5	7,5	0,6	1,8	2,6	95,4	95,4	94,4	0,89	2,37790	1.007	83
400/690V	Q3EP315L2A	Cast Iron	160,0	184,0	2.983	271	513	2,5	7,5	0,6	1,8	2,6	95,6	95,6	94,4	0,89	2,62170	1.065	83
400/690V	Q3EP315L2C	Cast Iron	200,0	230,0	2.983	339	641	2,5	7,5	0,6	1,9	2,6	95,8	95,8	94,9	0,89	2,90860	1.180	83
400/690V	Q3EP355M2C	Cast Iron	250,0	280,0	2.983	419	800	2,4	7,3	0,6	1,7	2,5	95,8	95,8	94,7	0,90	3,81300	1.612	91
400/690V	Q3EP355L2B	Cast Iron	315,0	353,0	2.984	527	1.008	2,4	7,3	0,6	1,8	2,5	95,8	95,7	94,4	0,90	4,52000	1.771	91
400/690V	Q3EP355L2C	Cast Iron	355,0	398,0	2.981	594	1.137	2,6	7,9	0,7	2,2	2,5	95,8	95,8	95,0	0,90	5,58000	2.002	91
	4 kutup 1500 d/dak / 4 pole 1500 rpm																		
230/400V	Q3H80M4D	Aluminium	0,75	1,0	1445	1,7	5,0	6,7	-	2,8	-	3,4	82,5	83,2	80,6	0,77	0,00261	13	52
230/400V	Q3H90L4C	Aluminium	1,1	1,5	1447	2,6	7,3	7,2	-	3,1	-	3,7	82,7	82,4	89,5	0,74	0,00328	15	54
230/400V	Q3H90L4D	Aluminium	1,5	2,0	1449	3,5	9,9	8,1	-	3,6	-	4,2	85,3	85,0	82,1	0,76	0,00526	20	53
230/400V	Q3H100L4C	Aluminium	2,2	3,0	1443	4,9	14,6	9,5	-	5,0	-	5,5	86,7	84,3	80,6	0,75	0,00690	25	55
230/400V	Q3H100L4D	Aluminium	3,0	4,0	1446	6,2	19,9	8,4	-	3,3	-	3,8	87,7	88,0	87,0	0,81	0,01059	31	56
400/690V	Q3H112M4D	Aluminium	4,0	5,5	1452	8,2	26,5	3,0	9,1	1,1	3,3	4,1	88,6	88,8	87,3	0,80	0,01383	32	54
400/690V	Q3H132S4B	Aluminium	5,5	7,5	1467	10,6	35,8	2,8	8,5	0,7	2,0	3,8	89,6	89,1	87,6	0,84	0,03560	53	60
400/690V	Q3H132M4D	Aluminium	7,5	10,0	1467	15,2	48,8	2,7	8,2	0,8	2,3	3,8	90,4	90,7	89,6	0,80	0,04030	58	60
400/690V	Q3H160M4C	Aluminium	11,0	15,0	1470	21,0	71,3	2,7	8,0	0,7	2,1	3,8	91,4	91,5	90,4	0,83	0,05940	84	63
400/690V	Q3H160L4B	Aluminium	15,0	20,0	1477	30,9	97,1	2,6	7,8	0,9	2,8	3,3	92,1	92,0	90,8	0,76	0,09005	101	62
400/690V	Q3H180M4B	Aluminium	18,5	25,0	1474	39,5	119,9	2,5	7,4	0,8	2,3	3,5	92,6	91,9	91,2	0,74	0,11398	118	67
400/690V	Q3H180L4B	Aluminium	22,0	30,0	1485	41,6	141,7	3,1	9,2	0,9	2,8	3,6	93,0	93,1	92,3	0,83	0,18660	158	68
400/690V	Q3H200L4D	Aluminium	30,0	40,0	1475	54,8	195,5	2,7	8,0	0,8	2,5	3,1	93,6	94,6	94,8	0,85	0,22166	194	68
400/690V	Q3E225M4B	Aluminium	37,0	50,0	1485	68,6	237,9	2,9	8,8	1,0	3,1	3,7	93,9	93,8	92,6	0,84	0,36400	280	71
400/690V	Q3E225M4C	Aluminium	45,0	60,0	1485	83,1	289,4	3,0	9,2	1,0	3,1	3,7	94,2	94,0	93,3	0,83	0,43500	276	71
400/690V	Q3E250M4B	Cast Iron	55,0	75,0	1487	106,9	353,2	3,0	9,2	1,0	3,1	3,7	94,6	94,4	93,5	0,79	0,90782	506	72
400/690V	Q3EP280M4C	Cast Iron	75,0	100,0	1485	138,9	482,3	2,6	7,8	1,0	3,0	3,2	95,0	94,8	94,0	0,82	1,06100	638	73
400/690V	Q3EP280M4D	Cast Iron	90,0	125,0	1485	163,5	578,7	2,6	7,9	1,0	3,0	3,2	95,2	95,0	93,9	0,86	1,14760	653	73
400/690V	Q3EP315S4C	Cast Iron	110,0	127,0	1.489	194	705	2,5	7,5	0,7	2,0	2,5	95,4	95,4	94,7	0,86	3,46500	867	70
400/690V	Q3EP315M4B	Cast Iron	132,0	152,0	1.489	232	846	2,5	7,6	0,7	2,1	2,5	95,6	95,6	95,0	0,86	3,96600	993	70
400/690V	Q3EP315L4A	Cast Iron	160,0	184,0	1.489	274	1.026	2,5	7,6	0,7	2,2	2,5	95,8	95,8	95,4	0,88	4,88320	1.165	70
400/690V	Q3EP315L4C	Cast Iron	200,0	230,0	1.489	346	1.282	2,7	8,2	0,7	2,2	2,5	96,0	96,0	95,5	0,87	5,23440	1.223	70
400/690V	Q3EP355M4C	Cast Iron	250,0	280,0	1.491	422	1.601	2,5	7,5	0,6	1,9	2,4	96,0	96,0	95,5	0,89	9,30600	1.692	82
400/690V	Q3EP355L4B	Cast Iron	315,0	353,0	1.491	532	2.017	2,5	7,5	0,6	1,9	2,4	96,0	96,0	95,5	0,89	10,06700	1.879	82
400/690V	Q3EP355L4C	Cast Iron	355,0	398,0	1.491	600	2.273	2,5	7,5	0,7	2,0	2,3	96,0	96,0	95,5	0,89	11,90000	1.953	82

* IEC 60034-2-1' e göre / According to IEC 60034-2-1
** Ses Basınç Seviyeleri motordan 1m uzaklıktan ölçülmüştür. / The sound pressure measurements are taken 1m away from the motor
*** Tolerans +3 dBA / Tolerance +3 dBA

	MOTOR TİPİ MOTOR TYPE	GÖVDE TİPİ HOUSING TYPE	NOMİNAL RATED VALUES					KALKIŞTAKİ DEĞERLER STARTING VALUES				Devrilme Momenti Oranı Breakdown Torque Ratio	VERİM* EFFICIENCY* η%			Cos φ	J	Ağırlık Weight (B3)	Ses Basınç Seviyesi Sound Pressure Level
			GÜÇ POWER		DEVİR SPEED	AKIM CURRENT	MOMENT TORQUE	AKIM CURRENT I_A / I_N		MOMENT TORQUE M_A / M_N									
			kW	HP	rpm	A	Nm	⅄	Δ	⅄	Δ	Mk/ Mn	4/4	3/4	2/4	4/4	kgm^2	kg	dBA **
	6 kutup 1000 d/dak / 6 pole 1000 rpm																		
230/400V	Q3H90L6C	Aluminium	0,75	1,0	950	2,1	7,6	4,9	-	2,5	-	3,0	78,9	78,4	74,9	0,67	0,00460	18	53
	Q3H90L6D	Aluminium	1,1	1,5	950	3,0	11,1	4,5	-	2,6	-	2,9	81,0	80,6	78,3	0,67	0,00528	20	53
	Q3H100L6D	Aluminium	1,5	2,0	960	4,1	14,9	4,8	-	2,6	-	3,0	82,5	81,7	78,2	0,65	0,01059	26	55
	Q3H112M6D	Aluminium	2,2	3,0	957	5,2	22,0	4,9	-	2,7	-	3,0	84,3	84,6	83,7	0,71	0,01383	32	57
400/690V	Q3H132S6A	Aluminium	3,0	4,0	978	7,3	29,3	1,9	5,7	0,6	2,0	2,5	85,6	85,2	82,8	0,68	0,03560	53	61
	Q3H132M6A	Aluminium	4,0	5,5	975	9,1	39,2	2,0	6,0	0,7	2,2	2,6	86,8	85,7	82,8	0,72	0,04030	58	60
	Q3H132M6B	Aluminium	5,5	7,5	971	12,0	54,1	2,1	6,3	0,7	2,1	2,6	88,0	87,6	85,3	0,75	0,05940	82	60
	Q3H160M6C	Aluminium	7,5	10,0	976	16,5	73,4	2,0	6,0	0,7	2,2	3,0	89,1	89,0	88,0	0,73	0,07540	88	62
	Q3H160L6D	Aluminium	11,0	15,0	974	24,2	107,8	2,1	6,3	0,7	2,2	3,0	90,3	90,1	89,3	0,73	0,09000	101	62
	Q3H180L6B	Aluminium	15,0	20,0	980	32,2	146.2	2,2	6,6	0,7	2,1	2,9	91,2	90,9	88,7	0,75	0,18660	155	68
	Q3H200L6C	Aluminium	18,5	25,0	981	40,3	180.1	2,3	6,9	0,6	1,9	2,7	91,7	91,6	91,3	0,72	0,23286	194	69
	Q3H200L6D	Aluminium	22,0	30,0	982	50,5	213,9	2,9	5,0	0,6	1,9	2,2	92,2	92,2	91,6	0,69	0,22166	193	69
	Q3E225M6C	Aluminium	30,0	40,0	975	59,1	293,8	1,9	6,1	0,6	1,8	2,5	92,9	92,8	91,8	0,80	0,52900	238	71

* IEC 60034-2-1' e göre / According to IEC 60034-2-1
** Ses Basınç Seviyeleri motordan 1m uzaklıktan ölçülmüştür. / The sound pressure measurements are taken 1m away from the motor
*** Tolerans +3 dBA / Tolerance +3 dBA

BOYUTLAR - B3 / DIMENSION - B3

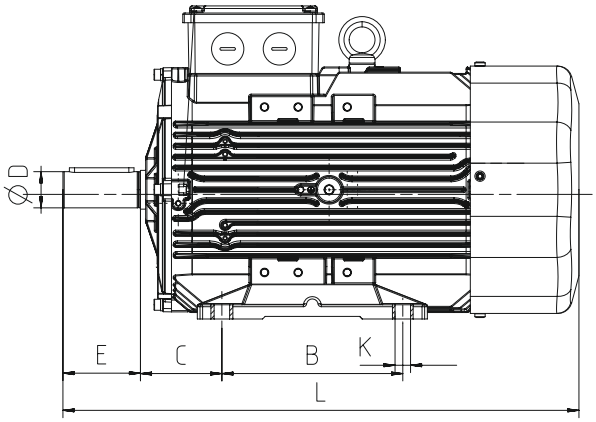

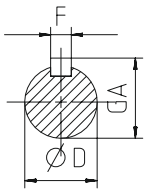

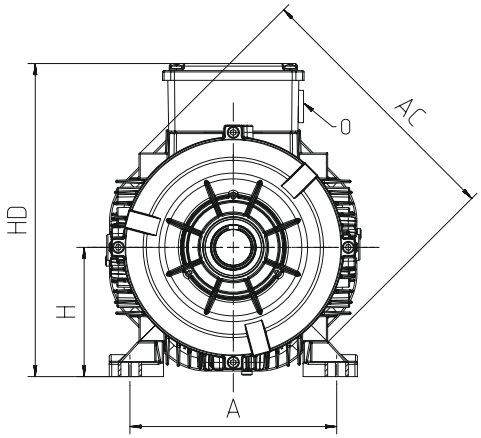

				Ana Boyutlar Main Dimensions			Ayaklı Motorlar Foot Mounted Motors						Mil Shaft				Rulman Bearing		Keçe Seal	
Güç Power (kW)	Kutup sayısı Number of Poles	Motor Tipi Motor Type	Gövde Tipi Housing Type	AC	L	O	B	A	H	HD	K	C	D(1)	E	GA	F(2)	Kasnak Tarafı Drive Side	Kasnak Tarafı Aksi Non drive Side	Kasnak Tarafı Drive Side	Kasnak Tarafı Aksi Non drive Side
0,75	2	Q3H80M2C	Aluminium	158	268	1xM20	100	125	80	216	10	50	19	40	21,5	6	6204-ZZ	6204-ZZ	20*30*7	20*30*7
0,75	4	Q3H80M4D	Aluminium	158	268	1xM20	100	125	80	216	10	50	19	40	21,5	6	6204-ZZ	6204-ZZ	20*30*7	20*30*7
0,75	6	Q3H90L6C	Aluminium	172	344	1xM25	100-125	140	90	223	10	56	24	50	27,0	8	6305-ZZ	6205-ZZ	25*40*7	25*40*7
1,1	2	Q3H80M2D	Aluminium	158	268	1xM20	100	125	80	216	10	50	19	40	21,5	6	6204-ZZ	6204-ZZ	20*30*7	20*30*7
1,1	4	Q3H90L4C	Aluminium	158	303	1xM25	100-125	140	90	213	10	56	24	50	27,0	8	6305-ZZ	6204-ZZ	25*40*7	20*30*7
1,1	6	Q3H90L6D	Aluminium	172	344	1xM25	100-125	140	90	223	10	56	24	50	27,0	8	6305-ZZ	6205-ZZ	25*40*7	25*40*7
1,5	2	Q3H90L2C	Aluminium	158	303	1xM25	100-125	140	90	213	10	56	24	50	27,0	8	6305-ZZ	6204-ZZ	25*40*7	20*30*7
1,5	4	Q3H90L4D	Aluminium	172	344	1xM25	100-125	140	90	223	10	56	24	50	27,0	8	6305-ZZ	6205-ZZ	25*40*7	25*40*7
1,5	6	Q3H100L6D	Aluminium	191	400	1xM25	140	160	100	243	12	63	28	60	31,0	8	6306-ZZ	6205-ZZ	30*47*7	30*47*7
2,2	2	Q3H90L2D	Aluminium	172	344	1xM25	100-125	140	90	223	10	56	24	50	27,0	8	6305-ZZ	6205-ZZ	25*40*7	25*40*7
2,2	4	Q3H100L4C	Aluminium	172	384	1xM25	140	160	100	233	12	63	28	60	31,0	8	6306-ZZ	6205-ZZ	30*47*7	25*40*7
2,2	6	Q3H112M6D	Aluminium	210	396	1xM25	140	190	112	265	12	70	28	60	31,0	8	6306-ZZ	6206-ZZ	30*47*7	30*47*7
3	2	Q3H100L2D	Aluminium	172	349	1xM25	140	160	100	233	12	63	28	60	31,0	8	6306-ZZ	6205-ZZ	30*47*7	25*40*7
3	4	Q3H100L4D	Aluminium	191	400	1xM25	140	160	100	243	12	63	28	60	31,0	8	6306-ZZ	6205-ZZ	30*47*7	30*47*7
3	6	Q3H132S6A	Aluminium	260	481	1xM32	140-178	216	132	312	12	89	38	80	41,0	10	6208-ZZ	6208-ZZ	40*62*10	40*62*10
4	2	Q3H112M2C	Aluminium	191	400	1xM25	140	190	112	254	12	70	28	60	31,0	8	6306-ZZ	6205-ZZ	30*47*7	25*40*7
4	4	Q3H112M4D	Aluminium	210	396	1xM25	140	190	112	265	12	70	28	60	31,0	8	6306-ZZ	6206-ZZ	30*47*7	30*47*7
4	6	Q3H132M6A	Aluminium	260	481	1xM32	140-178	216	132	312	12	89	38	80	41,0	10	6208-ZZ	6208-ZZ	40*62*10	40*62*10
5,5	2	Q3H132S2C	Aluminium	210	422	1xM25	140-178	216	132	283	12	89	38	80	41,0	10	6208-ZZ	6206-ZZ	40*62*10	30*47*7
5,5	4	Q3H132S4B	Aluminium	260	481	1xM32	140-178	216	132	312	12	89	38	80	41,0	10	6208-ZZ	6208-ZZ	40*62*10	40*62*10
5,5	6	Q3H132M6B	Aluminium	260	481	1xM32	140-178	216	132	312	12	89	38	80	41,0	10	6208-ZZ	6208-ZZ	40*62*10	40*62*10
7,5	2	Q3H132S2D	Aluminium	210	448	1xM25	140-178	216	132	283	12	89	38	80	41,0	10	6208-ZZ	6206-ZZ	40*62*10	30*47*7
7,5	4	Q3H132M4D	Aluminium	260	481	1xM32	140-178	216	132	312	12	89	38	80	41,0	10	6208-ZZ	6208-ZZ	40*62*10	40*62*10
7,5	6	Q3H160M6C	Aluminium	305	591	1xM32	210-254	254	160	368	14,5	108	42	110	45,0	12	6309-ZZ	6209-ZZ	45*72*10	45*72*10
11	2	Q3H160M2C	Aluminium	260	520	1xM32	210-254	254	160	351	14,5	108	42	110	45,0	12	6309-ZZ	6208-ZZ	45*72*10	40*62*10
11	4	Q3H160M4C	Aluminium	260	578	1xM32	210-254	254	160	351	14,5	108	42	110	45,0	12	6309-ZZ	6208-ZZ	45*72*10	40*62*10
11	6	Q3H160L6D	Aluminium	305	591	1xM32	210-254	254	160	368	14,5	108	42	110	45,0	12	6309-ZZ	6209-ZZ	45*72*10	45*72*10
15	2	Q3H160M2DE	Aluminium	260	580	1xM32	210-254	254	160	351	14,5	108	42	110	45,0	12	6309-ZZ	6208-ZZ	45*72*10	40*62*10
15	4	Q3H160L4B	Aluminium	305	591	1xM32	210-254	254	160	368	14,5	108	42	110	45,0	12	6309-ZZ	6209-ZZ	45*72*10	45*72*10
15	6	Q3H180L6B	Aluminium	349	696	1xM40	241-279	279	180	437	14,5	121	48	110	51,5	14	6310-ZZ	6310-ZZ	50*80*10	50*80*10

(1) Toleranslar 28 mm'ye kadar DIN EN 50347 "j6", 28 mm ve üzeri "k6" / Tolerance DIN EN 50347 "j6" up to 28mm, "k6" above 28mm
(2) DIN 6885'e göre / According to DIN 6885

				Ana Boyutlar Main Dimensions			Ayaklı Motorlar Foot Mounted Motors						Mil Shaft				Rulman Bearing		Keçe Seal	
Güç Power (kW)	Kutup sayısı Number of Poles	Motor Tipi Motor Type	Gövde Tipi Housing Type	AC	L	O	B	A	H	HD	K	C	D(1)	E	GA	F(2)	Kasnak Tarafı Drive Side	Kasnak Tarafı Aksi Non drive Side	Kasnak Tarafı Drive Side	Kasnak Tarafı Aksi Non drive Side
18,5	2	Q3H160L2C	Aluminium	305	591	1xM32	210-254	254	160	368	14,5	108	42	110	45,0	12	6309-ZZ	6209-ZZ	45*72*10	45*72*10
18,5	4	Q3H180M4B	Aluminium	305	596	1xM32	241-279	279	180	398	14,5	121	48	110	51,5	14	6310-ZZ	6209-ZZ	50*80*10	45*72*10
18,5	6	Q3H200L6C	Aluminium	349	750	1xM50	305	318	200	455	18,5	133	55	110	59,0	16	6312-ZZ	6310-ZZ	60*90*10	60*90*10
22	2	Q3H180M2B	Aluminium	305	596	1xM32	241-279	279	180	398	14,5	121	48	110	51,5	14	6310-ZZ	6209-ZZ	50*80*10	45*72*10
22	4	Q3H180L4B	Aluminium	349	696	1xM40	241-279	279	180	437	14,5	121	48	110	51,5	14	6310-ZZ	6310-ZZ	50*80*10	50*80*10
22	6	Q3H200L6D	Aluminium	349	759	1xM50	267-305	318	200	455	18,5	133	55	110	59,0	16	6312-ZZ	6310-ZZ	60*90*10	60*90*10
30	2	Q3H200L2C	Aluminium	349	706	1xM50	267-305	318	200	455	18,5	133	55	110	59,0	16	6312-ZZ	6310-ZZ	60*90*10	60*90*10
30	4	Q3H200L4D	Aluminium	349	759	1xM50	267-305	318	200	455	18,5	133	55	110	59,0	16	6312-ZZ	6310-ZZ	60*90*10	60*90*10
30	6	Q3E225M6C	Aluminium	456	765	1xM50	286-311	356	225	485	18,5	149	60	140	64,0	18	6313-ZZ	6313-ZZ	65*100*13	65*100*13
37	2	Q3H200L2D	Aluminium	349	706	1xM50	305	318	200	455	18,5	133	55	110	59,0	16	6312-ZZ	6310-ZZ	60*90*10	60*90*10
37	4	Q3E225M4B	Aluminium	456	765	1xM50	286-311	356	225	485	18,5	149	60	140	64,0	18	6313-ZZ	6313-ZZ	65*100*13	65*100*13
45	2	Q3E225M2B	Aluminium	456	735	1xM50	286-311	356	225	485	18,5	149	55	110	59,0	16	6313-ZZ	6313-ZZ	65*100*13	65*100*13
45	4	Q3E225M4C	Aluminium	456	765	1xM50	286-311	356	225	485	18,5	149	60	140	64,0	18	6313-ZZ	6313-ZZ	65*100*13	65*100*13
55	2	Q3E250M2A	Aluminium	527	886	2xM50	349	406	250	615	24	149	60	140	64,0	18	6315-2Z	6313-2Z	75*112*12	65*100*13
55	2	Q3EP250M2C	Cast Iron	489	893	1xM50	349	406	250	616	24	149	60	140	69,0	18	6316	6316	80*100*10	80*100*10
55	4	Q3E250M4B	Cast Iron	489	893	1xM50	349	406	250	616	24	149	65	140	69,0	18	6316	6316	80*100*10	80*100*10
75	2	Q3EP280M2C	Cast Iron	489	1025	1xM50	419	457	280	647	24	190	65	140	69,0	18	6316	6316	80*100*10	80*100*10
75	4	Q3EP280M4C	Cast Iron	489	1025	1xM50	419	457	280	647	24	190	75	140	79,5	20	6316	6316	80*100*10	80*100*10
90	2	Q3EP280M2D	Cast Iron	489	1025	1xM50	419	457	280	647	24	190	65	140	69,0	18	6316	6316	80*100*10	80*100*10
90	4	Q3EP280M4D	Cast Iron	489	1025	1xM50	419	457	280	647	24	190	75	140	79,5	20	6316	6316	80*100*10	80*100*10
110	2	Q3EP315S2C	Cast Iron	652	1176	2xM63	406	508	315	833	28	216	65	140	69	18	6316	6316	80*100*5.5	80*100*5.5
110	4	Q3EP315S4C	Cast Iron	652	1206	2xM63	406	508	315	833	28	216	80	170	85	22	6319	6319	95*115*5.5	95*115*5.5
132	2	Q3EP315M2B	Cast Iron	652	1176	2xM63	457	508	315	833	28	216	65	140	69	18	6316	6316	80*100*5.5	80*100*5.5
132	4	Q3EP315M4B	Cast Iron	652	1206	2xM63	457	508	315	833	28	216	80	170	85	22	6319	6319	95*115*5.5	95*115*5.5
160	2	Q3EP315L2A	Cast Iron	652	1287	2xM63	508	508	315	833	28	216	65	140	69	18	6316	6316	80*100*5.5	80*100*5.5
160	4	Q3EP315L4A	Cast Iron	652	1317	2xM63	508	508	315	833	28	216	80	170	85	22	6319	6319	95*115*5.5	95*115*5.5
200	2	Q3EP315L2C	Cast Iron	652	1287	2xM63	508	508	315	833	28	216	65	140	69	18	6316	6316	80*100*5.5	80*100*5.5
200	4	Q3EP315L4C	Cast Iron	652	1317	2xM63	508	508	315	833	28	216	80	170	85	22	6319	6319	95*115*5.5	95*115*5.5
250	2	Q3EP355M2C	Cast Iron	762	1512	4xM63	560	610	355	997	28	254	75	140	80	20	6317	6317	85*105*5.5	85*105*5.5
250	4	Q3EP355M4C	Cast Iron	762	1542	4xM63	560	610	355	997	28	254	95	170	100	25	6322	6322	110*130*5.5	110*130*5.5
315	2	Q3EP355L2B	Cast Iron	762	1512	4xM63	630	610	355	997	28	254	75	140	80	20	6317	6317	85*105*5.5	85*105*5.5
315	4	Q3EP355L4B	Cast Iron	762	1542	4xM63	630	610	355	997	28	254	95	170	100	25	6322	6322	110*130*5.5	110*130*5.5
355	2	Q3EP355L2C	Cast Iron	762	1512	4xM63	630	610	355	997	28	254	75	140	80	20	6317	6317	85*105*5.5	85*105*5.5
355	4	Q3EP355L4C	Cast Iron	762	1542	4xM63	630	610	355	997	28	254	95	170	100	25	6322	6322	110*130*5,5	110*130*5,5

(1) Toleranslar 28 mm'ye kadar DIN EN 50347 "j6", 28 mm ve üzeri "k6" / Tolerance DIN EN 50347 "j6" up to 28mm, "k6" above 28mm
(2) DIN 6885'e göre / According to DIN 6885

BOYUTLAR - B5, B35 / DIMENSION - B5, B35

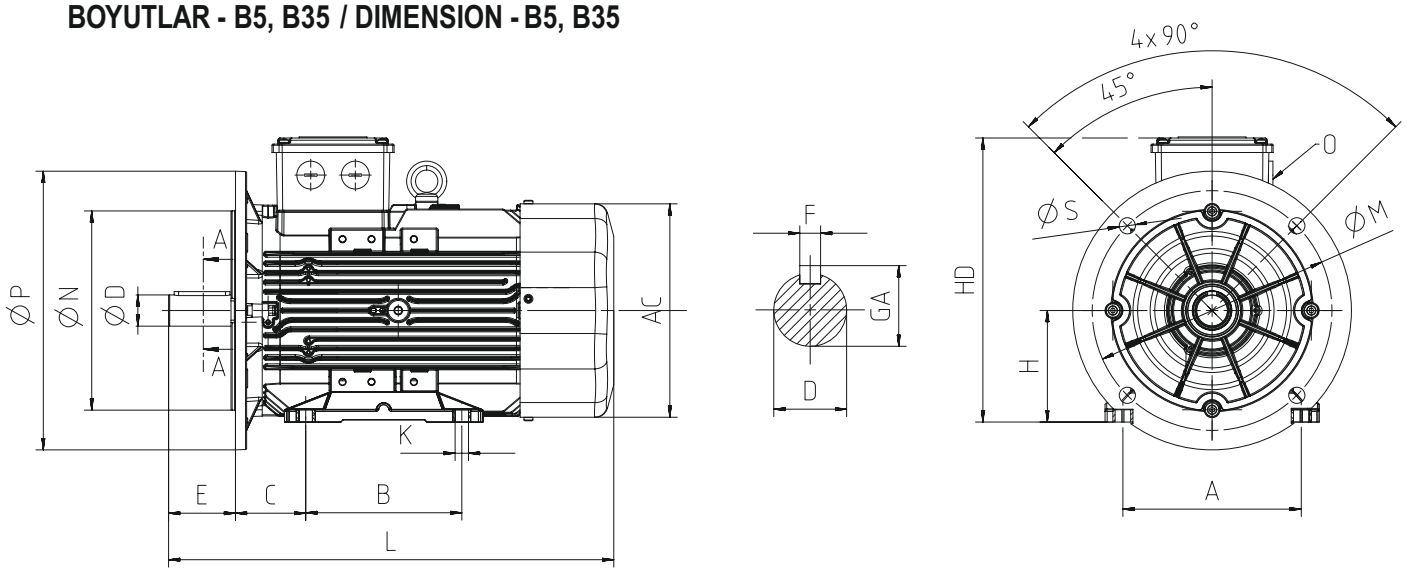

				Ana Boyutlar Main Dimensions			Ayaklı Motorlar Foot Mounted Motors					Mil Shaft				Rulman Bearing		Keçe Seal		Flanş (FA) (B5) Flange (FA) (B5)				
Güç Power (kW)	Kutup sayısı Number of Poles	Motor Tipi Motor Type	Gövde Tipi Housing Type	AC	L	O	B	A	H	HD	K	D(1)	E	GA	F(2)	Kasnak Tarafı Drive Side	Kasnak Tarafı Aksi Non drive Side	Kasnak Tarafı Drive Side	Kasnak Tarafı Aksi Non drive Side	P	N(3)	M	R	S
0,75	2	Q3H80M2C	Aluminium	158	268	1xM20	100	125	80	216	10	19	40	21,5	6	6204-ZZ	6204-ZZ	20*30*7	20*30*7	200	130	165	-	12
0,75	4	Q3H80M4D	Aluminium	158	268	1xM20	100	125	80	216	10	19	40	21,5	6	6204-ZZ	6204-ZZ	20*30*7	20*30*7	200	130	165	-	12
0,75	6	Q3H90L6C	Aluminium	172	344	1xM25	100-125	140	90	223	10	24	50	27,0	8	6305-ZZ	6205-ZZ	25*40*7	25*40*7	200	130	165	-	12
1,1	2	Q3H80M2D	Aluminium	158	268	1xM20	100	125	80	216	10	19	40	21,5	6	6204-ZZ	6204-ZZ	20*30*7	20*30*7	200	130	165	-	12
1,1	4	Q3H90L4C	Aluminium	158	303	1xM25	100-125	140	90	213	10	24	50	27,0	8	6305-ZZ	6204-ZZ	25*40*7	20*30*7	200	130	165	-	12
1,1	6	Q3H90L6D	Aluminium	172	344	1xM25	100-125	140	90	223	10	24	50	27,0	8	6305-ZZ	6205-ZZ	25*40*7	25*40*7	200	130	165	-	12
1,5	2	Q3H90L2C	Aluminium	158	303	1xM25	100-125	140	90	213	10	24	50	27,0	8	6305-ZZ	6204-ZZ	25*40*7	20*30*7	200	130	165	-	12
1,5	4	Q3H90L4D	Aluminium	172	344	1xM25	100-125	140	90	223	10	24	50	27,0	8	6305-ZZ	6205-ZZ	25*40*7	25*40*7	200	130	165	-	12
1,5	6	Q3H100L6D	Aluminium	191	400	1xM25	140	160	100	243	12	28	60	31,0	8	6306-ZZ	6205-ZZ	30*47*7	30*47*7	250	180	215	-	14,5
2,2	2	Q3H90L2D	Aluminium	172	344	1xM25	100-125	140	90	223	10	24	50	27,0	8	6305-ZZ	6205-ZZ	25*40*7	25*40*7	200	130	165	-	12
2,2	4	Q3H100L4C	Aluminium	172	384	1xM25	140	160	100	233	12	28	60	31,0	8	6306-ZZ	6205-ZZ	30*47*7	25*40*7	250	180	215	-	14,5
2,2	6	Q3H112M6D	Aluminium	210	396	1xM25	140	190	112	265	12	28	60	31,0	8	6306-ZZ	6206-ZZ	30*47*7	30*47*7	250	180	215	-	14,5
3	2	Q3H100L2D	Aluminium	172	349	1xM25	140	160	100	233	12	28	60	31,0	8	6306-ZZ	6205-ZZ	30*47*7	25*40*7	250	180	215	-	14,5
3	4	Q3H100L4D	Aluminium	191	400	1xM25	140	160	100	243	12	28	60	31,0	8	6306-ZZ	6205-ZZ	30*47*7	30*47*7	250	180	215	-	14,5
3	6	Q3H132S6A	Aluminium	260	481	1xM32	140-178	216	132	312	12	38	80	41,0	10	6208-ZZ	6208-ZZ	40*62*10	40*62*10	300	230	265	-	14,5
4	2	Q3H112M2C	Aluminium	191	399	1xM25	140	190	112	254	12	28	60	31,0	8	6306-ZZ	6205-ZZ	30*47*7	25*40*7	250	180	215	-	14,5
4	4	Q3H112M4D	Aluminium	210	396	1xM25	140	190	112	265	12	28	60	31,0	8	6306-ZZ	6206-ZZ	30*47*7	30*47*7	250	180	215	-	14,5
4	6	Q3H132M6A	Aluminium	260	481	1xM32	140-178	216	132	312	12	38	80	41,0	10	6208-ZZ	6208-ZZ	40*62*10	40*62*10	300	230	265	-	14,5
5,5	2	Q3H132S2C	Aluminium	210	422	1xM25	140-178	216	132	283	12	38	80	41,0	10	6208-ZZ	6206-ZZ	40*62*10	30*47*7	300	230	265	-	14,5
5,5	4	Q3H132S4B	Aluminium	260	481	1xM32	140-178	216	132	312	12	38	80	41,0	10	6208-ZZ	6208-ZZ	40*62*10	40*62*10	300	230	265	-	14,5
5,5	6	Q3H132M6B	Aluminium	260	481	1xM32	140-178	216	132	312	12	38	80	41,0	10	6208-ZZ	6208-ZZ	40*62*10	40*62*10	300	230	265	-	14,5
7,5	2	Q3H132S2D	Aluminium	210	448	1xM25	140-178	216	132	283	12	38	80	41,0	10	6208-ZZ	6206-ZZ	40*62*10	30*47*7	300	230	265	-	14,5
7,5	4	Q3H132M4D	Aluminium	260	481	1xM32	140-178	216	132	312	12	38	80	41,0	10	6208-ZZ	6208-ZZ	40*62*10	40*62*10	300	230	265	-	14,5
7,5	6	Q3H160M6C	Aluminium	305	591	1xM32	210-254	254	160	368	14,5	42	110	45,0	12	6309-ZZ	6209-ZZ	45*72*10	45*72*10	350	250	300	-	18,5
11	2	Q3H160M2C	Aluminium	260	520	1xM32	210-254	254	160	351	14,5	42	110	45,0	12	6309-ZZ	6208-ZZ	45*72*10	40*62*10	350	250	300	-	18,5
11	4	Q3H160M4C	Aluminium	260	580	1xM32	210-254	254	160	351	14,5	42	110	45,0	12	6309-ZZ	6208-ZZ	45*72*10	40*62*10	350	250	300	-	18,5
11	6	Q3H160L6D	Aluminium	305	591	1xM32	210-254	254	160	368	14,5	42	110	45,0	12	6309-ZZ	6209-ZZ	45*72*10	45*72*10	350	250	300	-	18,5
15	2	Q3H160M2DE	Aluminium	260	580	1xM32	210-254	254	160	351	14,5	42	110	45,0	12	6309-ZZ	6208-ZZ	45*72*10	40*62*10	350	250	300	-	18,5
15	4	Q3H160L4B	Aluminium	305	591	1xM32	210-254	254	160	368	14,5	42	110	45,0	12	6309-ZZ	6209-ZZ	45*72*10	45*72*10	350	250	300	-	18,5
15	6	Q3H180L6B	Aluminium	349	696	1xM40	241-279	279	180	437	14,5	48	110	51,5	14	6310-ZZ	6310-ZZ	50*80*10	50*80*10	350	250	300	-	18,5

(1) Toleranslar 28 mm'ye kadar DIN EN 50347 "j6", 28 mm ve üzeri "k6" / Tolerance DIN EN 50347 "j6" up to 28mm, "k6" above 28mm
(2) DIN 6885'e göre / According to DIN 6885
(3) Tolerans DIN EN 50347 "j6" / Tolerance DIN EN 50347 "j6"

				Ana Boyutlar Main Dimensions			Ayaklı Motorlar Foot Mounted Motors					Mil Shaft				Rulman Bearing		Keçe Seal		Flanş (FA) (B5) Flange (FA) (B5)				
Güç Power (kW)	Kutup sayısı Number of Poles	Motor Tipi Motor Type	Gövde Tipi Housing Type	AC	L	O	B	A	H	HD	K	D(1)	E	GA	F(2)	Kasnak Tarafı Drive Side	Kasnak Tarafı Aksi Non drive Side	Kasnak Tarafı Drive Side	Kasnak Tarafı Aksi Non drive Side	P	N(3)	M	R	S
18,5	4	Q3H180M4B	Aluminium	305	596	1xM32	241-279	279	180	398	14,5	48	110	51,5	14	6310-ZZ	6209-ZZ	50*80*10	45*72*10	350	250	300	-	18,5
18,5	6	Q3H200L6C	Aluminium	349	750	1xM50	305	318	200	455	18,5	55	110	59,0	16	6312-ZZ	6310-ZZ	60*90*10	60*90*10	400	300	350	-	18,5
22	2	Q3H180M2A	Aluminium	305	596	1xM32	241-279	279	180	398	14,5	48	110	51,5	14	6310-ZZ	6209-ZZ	50*80*10	45*72*10	350	250	300	-	18,5
22	4	Q3H180L4B	Aluminium	349	696	1xM40	241-279	279	180	437	14,5	48	110	51,5	14	6310-ZZ	6310-ZZ	50*80*10	50*80*10	350	250	300	-	18,5
22	6	Q3H200L6D	Aluminium	349	759	1xM50	305	318	200	455	18,5	55	110	59,0	16	6312-ZZ	6310-ZZ	60*90*10	60*90*10	400	300	350	-	18,5
30	2	Q3H200L2C	Aluminium	349	706	1xM50	305	318	200	455	18,5	55	110	59,0	16	6312-ZZ	6310-ZZ	60*90*10	60*90*10	400	300	350	-	18,5
30	4	Q3H200L4D	Aluminium	349	759	1xM50	305	318	200	455	18,5	55	110	59,0	16	6312-ZZ	6310-ZZ	60*90*10	60*90*10	400	300	350	-	18,5
30	6	Q3E225M6C	Aluminium	456	765	1xM50	286-311	356	225	485	18,5	60	140	64,0	18	6313-ZZ	6313-ZZ	65*100*13	65*100*13	450	350	400	-	18,5
37	2	Q3H200L2D	Aluminium	349	706	1xM50	305	318	200	455	18,5	55	110	59,0	16	6312-ZZ	6310-ZZ	60*90*10	60*90*10	400	300	350	-	18,5
37	4	Q3E225M4B	Aluminium	456	765	1xM50	286-311	356	225	485	18,5	60	140	64,0	18	6313-ZZ	6313-ZZ	65*100*13	65*100*13	450	350	400	-	18,5
45	2	Q3E225M2B	Aluminium	456	735	1xM50	286-311	356	225	485	18,5	55	110	59,0	16	6313-ZZ	6313-ZZ	65*100*13	65*100*13	450	350	400	-	18,5
45	4	Q3E225M4C	Aluminium	456	765	1xM50	286-311	356	225	485	18,5	60	140	64,0	18	6313-ZZ	6313-ZZ	65*100*13	65*100*13	450	350	400	-	18,5
55	2	Q3E250M2A	Aluminium	527	886	2*M50	349	406	250	615	24	60	140	64,0	18	6315-2Z	6313-2Z	75*112*12	65*100*13	550	450	500	-	18,5
55	2	Q3EP250M2C	Cast Iron	489	893	1xM50	349	406	250	616	24	60	140	69,0	18	6316	6316	80*100*10	80*100*10	550	450	500	-	18,5
55	4	Q3E250M4B	Cast Iron	489	893	1xM50	349	406	250	616	24	65	140	69,0	18	6316	6316	80*100*10	80*100*10	550	450	500	-	18,5
75	2	Q3EP280M2C	Cast Iron	489	1025	1xM50	368-419	457	280	647	24	65	140	69,0	18	6316	6316	80*100*10	80*100*10	550	450	500	-	18,5
75	4	Q3EP280M4C	Cast Iron	489	1025	1xM50	368-419	457	280	647	24	75	140	79,5	20	6316	6316	80*100*10	80*100*10	550	450	500	-	18,5
90	2	Q3EP280M2D	Cast Iron	489	1025	1xM50	368-419	457	280	647	24	65	140	69,0	18	6316	6316	80*100*10	80*100*10	550	450	500	-	18,5
90	4	Q3EP280M4D	Cast Iron	489	1025	1xM50	368-419	457	280	647	24	75	140	79,5	20	6316	6316	80*100*10	80*100*10	550	450	500	-	18,5
110	2	Q3EP315S2C	Cast Iron	652	1176	2*M63	406	508	315	833	28	65	140	69	18	6316	6316	80*100*5.5	80*100*5.5	660	550	600	0	24
110	4	Q3EP315S4C	Cast Iron	652	1206	2*M63	406	508	315	833	28	80	170	85	22	6319	6319	95*115*5.5	95*115*5.5	660	550	600	0	24
132	2	Q3EP315M2B	Cast Iron	652	1176	2*M63	457	508	315	833	28	65	140	69	18	6316	6316	80*100*5.5	80*100*5.5	660	550	600	0	24
132	4	Q3EP315M4B	Cast Iron	652	1206	2*M63	457	508	315	833	28	80	170	85	22	6319	6319	95*115*5.5	95*115*5.5	660	550	600	0	24
160	2	Q3EP315L2A	Cast Iron	652	1287	2*M63	508	508	315	833	28	65	140	69	18	6316	6316	80*100*5.5	80*100*5.5	660	550	600	0	24
160	4	Q3EP315L4A	Cast Iron	652	1317	2*M63	508	508	315	833	28	80	170	85	22	6319	6319	95*115*5.5	95*115*5.5	660	550	600	0	24
200	2	Q3EP315L2C	Cast Iron	652	1287	2*M63	508	508	315	833	28	65	140	69	18	6316	6316	80*100*5.5	80*100*5.5	660	550	600	0	24
200	4	Q3EP315L4C	Cast Iron	652	1317	2*M63	508	508	315	833	28	80	170	85	22	6319	6319	95*115*5.5	95*115*5.5	660	550	600	0	24
250	2	Q3EP355M2C	Cast Iron	762	1512	4*M63	560	610	355	997	28	75	140	80	20	6317	6317	85*105*5.5	85*105*5.5	800	680	740	0	24
250	4	Q3EP355M4C	Cast Iron	762	1542	4*M63	560	610	355	997	28	95	170	100	25	6322	6322	110*130*5.5	110*130*5.5	800	680	740	0	24
315	2	Q3EP355L2B	Cast Iron	762	1512	4*M63	630	610	355	997	28	75	140	80	20	6317	6317	85*105*5.5	85*105*5.5	800	680	740	0	24
315	4	Q3EP355L4B	Cast Iron	762	1542	4*M63	630	610	355	997	28	95	170	100	25	6322	6322	110*130*5.5	110*130*5.5	800	680	740	0	24
355	2	Q3EP355L2C	Cast Iron	762	1512	4*M63	630	610	355	997	28	75	140	80	20	6317	6317	85*105*5,5	85*105*5,5	800	680	740	0	24
355	4	Q3EP355L4C	Cast Iron	762	1542	4*M63	630	610	355	997	28	95	170	100	25	6322	6322	110*130*5,5	110*130*5,5	800	680	740	0	24

(1) Toleranslar 28 mm'ye kadar DIN EN 50347 "j6", 28 mm ve üzeri "k6" / Tolerance DIN EN 50347 "j6" up to 28mm, "k6" above 28mm
(2) DIN 6885'e göre / According to DIN 6885
(3) Tolerans DIN EN 50347 "j6" / Tolerance DIN EN 50347 "j6"

BOYUTLAR - B14a, B34a / DIMENSION - B14a, B34a

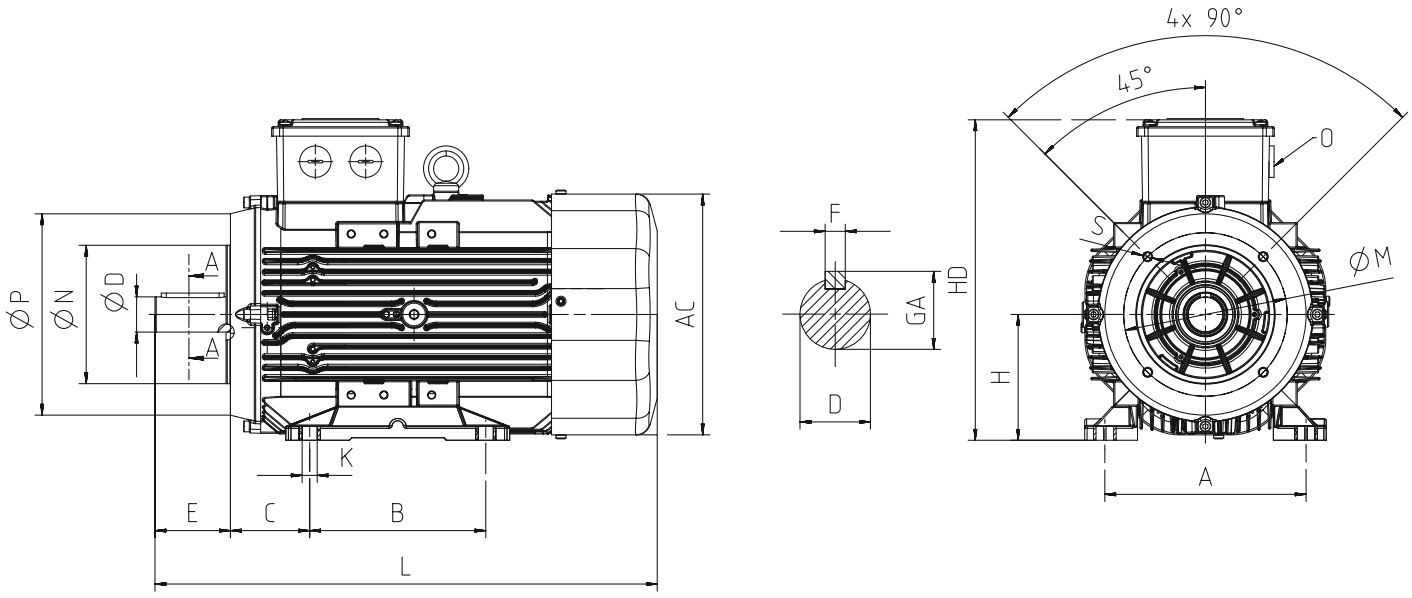

				Ana Boyutlar Main Dimensions			Ayaklı Motorlar Foot Mounted Motors					Mil Shaft				Rulman Bearing		Keçe Seal		Flanş (FC) (B14a) Flange (FC) (B14a)				
Güç Power (kW)	Kutup sayısı Number of Poles	Motor Tipi Motor Type	Gövde Tipi Housing Type	AC	L	O	B	A	H	HD	K	D(1)	E	GA	F(2)	Kasnak Tarafı Drive Side	Kasnak Tarafı Aksi Non drive Side	Kasnak Tarafı Drive Side	Kasnak Tarafı Aksi Non drive Side	P	N(3)	M	R	S
0,75	2	Q3H80M2C	Aluminium	158	268	1xM20	100	125	80	216	10	19	40	21,5	6	6204-ZZ	6204-ZZ	20*30*7	20*30*7	120	80	100	-	M6
0,75	4	Q3H80M4D	Aluminium	158	268	1xM20	100	125	80	216	10	19	40	21,5	6	6204-ZZ	6204-ZZ	20*30*7	20*30*7	120	80	100	-	M6
0,75	6	Q3H90L6C	Aluminium	172	344	1xM25	100-125	140	90	223	10	24	50	27,0	8	6305-ZZ	6205-ZZ	25*40*7	25*40*7	140	95	115	-	M8
1,1	2	Q3H80M2D	Aluminium	158	268	1xM20	100	125	80	216	10	19	40	21,5	6	6204-ZZ	6204-ZZ	20*30*7	20*30*7	120	80	100	-	M6
1,1	4	Q3H90L4C	Aluminium	158	303	1xM25	100-125	140	90	213	10	24	50	27,0	8	6305-ZZ	6204-ZZ	25*40*7	20*30*7	140	95	115	-	M8
1,1	6	Q3H90L6D	Aluminium	172	344	1xM25	100-125	140	90	223	10	24	50	27,0	8	6305-ZZ	6205-ZZ	25*40*7	25*40*7	140	95	115	-	M8
1,5	2	Q3H90L2C	Aluminium	158	303	1xM25	100-125	140	90	213	10	24	50	27,0	8	6305-ZZ	6204-ZZ	25*40*7	20*30*7	140	95	115	-	M8
1,5	4	Q3H90L4D	Aluminium	172	344	1xM25	100-125	140	90	223	10	24	50	27,0	8	6305-ZZ	6205-ZZ	25*40*7	25*40*7	140	95	115	-	M8
1,5	6	Q3H100L6D	Aluminium	191	400	1xM25	140	160	100	243	12	28	60	31,0	8	6306-ZZ	6205-ZZ	30*47*7	30*47*7	160	110	130	-	M8
2,2	2	Q3H90L2D	Aluminium	172	344	1xM25	100-125	140	90	223	10	24	50	27,0	8	6305-ZZ	6205-ZZ	25*40*7	25*40*7	140	95	115	-	M8
2,2	4	Q3H100L4C	Aluminium	172	384	1xM25	140	160	100	233	12	28	60	31,0	8	6306-ZZ	6205-ZZ	30*47*7	25*40*7	160	110	130	-	M8
2,2	6	Q3H112M6D	Aluminium	210	396	1xM25	140	190	112	265	12	28	60	31,0	8	6306-ZZ	6206-ZZ	30*47*7	30*47*7	160	110	130	-	M8
3	2	Q3H100L2D	Aluminium	172	349	1xM25	140	160	100	233	12	28	60	31,0	8	6306-ZZ	6205-ZZ	30*47*7	25*40*7	160	110	130	-	M8
3	4	Q3H100L4D	Aluminium	191	400	1xM25	140	160	100	243	12	28	60	31,0	8	6306-ZZ	6205-ZZ	30*47*7	30*47*7	160	110	130	-	M8
3	6	Q3H132S6A	Aluminium	260	481	1xM32	140-178	216	132	312	12	38	80	41,0	10	6208-ZZ	6208-ZZ	40*62*10	40*62*10	200	130	165	-	M10
4	2	Q3H112M2C	Aluminium	191	399	1xM25	140	190	112	254	12	28	60	31,0	8	6306-ZZ	6205-ZZ	30*47*7	25*40*7	160	110	130	-	M8
4	4	Q3H112M4D	Aluminium	210	396	1xM25	140	190	112	265	12	28	60	31,0	8	6306-ZZ	6206-ZZ	30*47*7	30*47*7	160	110	130	-	M8
4	6	Q3H132M6A	Aluminium	260	481	1xM32	140-178	216	132	312	12	38	80	41,0	10	6208-ZZ	6208-ZZ	40*62*10	40*62*10	200	130	165	-	M10
5,5	2	Q3H132S2C	Aluminium	210	422	1xM25	140-178	216	132	283	12	38	80	41,0	10	6208-ZZ	6206-ZZ	40*62*10	30*47*7	200	130	165	-	M10
5,5	4	Q3H132S4B	Aluminium	260	481	1xM32	140-178	216	132	312	12	38	80	41,0	10	6208-ZZ	6208-ZZ	40*62*10	40*62*10	200	130	165	-	M10
5,5	6	Q3H132M6B	Aluminium	260	481	1xM32	140-178	216	132	312	12	38	80	41,0	10	6208-ZZ	6208-ZZ	40*62*10	40*62*10	200	130	165	-	M10
7,5	2	Q3H132S2D	Aluminium	210	448	1xM25	140-178	216	132	283	12	38	80	41,0	10	6208-ZZ	6206-ZZ	40*62*10	30*47*7	200	130	165	-	M10
7,5	4	Q3H132M4D	Aluminium	260	481	1xM32	140-178	216	132	312	12	38	80	41,0	10	6208-ZZ	6208-ZZ	40*62*10	40*62*10	200	130	165	-	M10

(1) Toleranslar 28 mm'ye kadar DIN EN 50347 "j6", 28 mm ve üzeri "k6" / Tolerance DIN EN 50347 "j6" up to 28mm, "k6" above 28mm
(2) DIN 6885'e göre / According to DIN 6885
(3) Tolerans DIN EN 50347 "j6" / Tolerance DIN EN 50347 "j6"

BOYUTLAR - B14b, B34b / DIMENSION - B14b, B34b

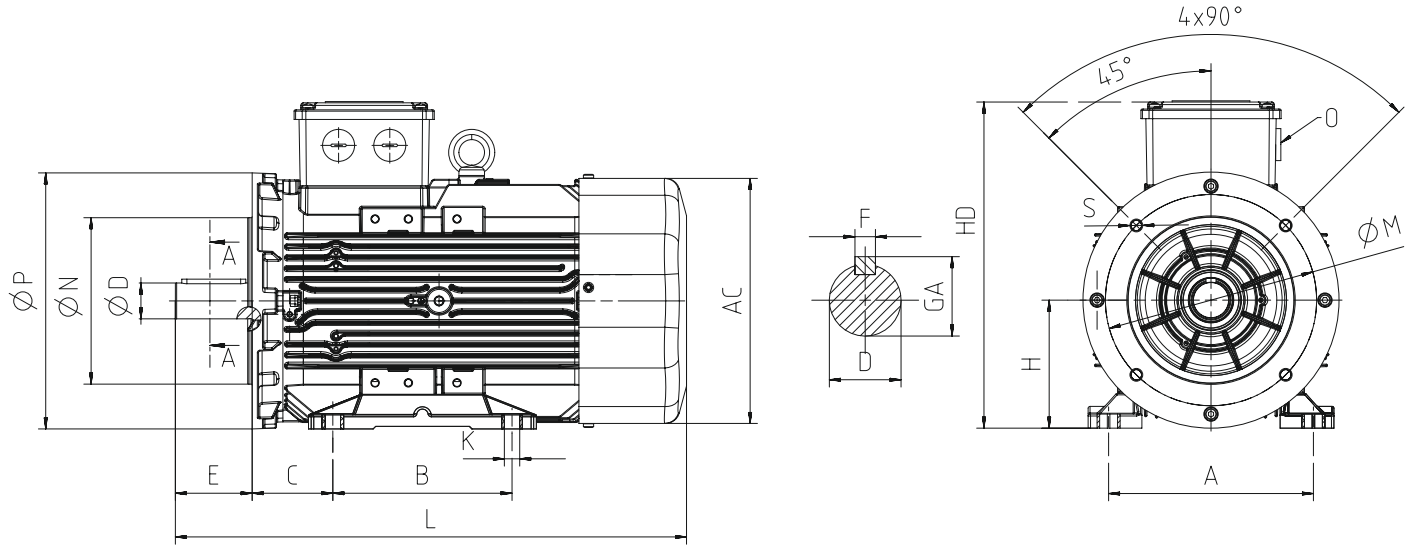

				Ana Boyutlar Main Dimensions			Ayaklı Motorlar Foot Mounted Motors					Mil Shaft				Rulman Bearing		Keçe Seal		Flanş (FB) (B14b) Flange (FB) (B14b)				
Güç Power (kW)	Kutup sayısı Number of Poles	Motor Tipi Motor Type	Gövde Tipi Housing Type	AC	L	O	B	A	H	HD	K	D(1)	E	GA	F(2)	Kasnak Tarafı Drive Side	Kasnak Tarafı Aksi Non drive Side	Kasnak Tarafı Drive Side	Kasnak Tarafı Aksi Non drive Side	P	N(3)	M	R	S
0,75	2	Q3H80M2C	Aluminium	158	268	1xM20	100	125	80	216	10	19	40	21,5	6	6204-ZZ	6204-ZZ	20*30*7	20*30*7	160	110	130	-	M8
0,75	4	Q3H80M4D	Aluminium	158	268	1xM20	100	125	80	216	10	19	40	21,5	6	6204-ZZ	6204-ZZ	20*30*7	20*30*7	160	110	130	-	M8
0,75	6	Q3H90L6C	Aluminium	172	344	1xM25	100-125	140	90	223	10	24	50	27,0	8	6305-ZZ	6205-ZZ	25*40*7	25*40*7	160	110	130	-	M8
1,1	2	Q3H80M2D	Aluminium	158	268	1xM20	100	125	80	216	10	19	40	21,5	6	6204-ZZ	6204-ZZ	20*30*7	20*30*7	160	110	130	-	M8
1,1	4	Q3H90L4C	Aluminium	158	303	1xM25	100-125	140	90	213	10	24	50	27,0	8	6305-ZZ	6204-ZZ	25*40*7	20*30*7	160	110	130	-	M8
1,1	6	Q3H90L6D	Aluminium	172	344	1xM25	100-125	140	90	223	10	24	50	27,0	8	6305-ZZ	6205-ZZ	25*40*7	25*40*7	160	110	130	-	M8
1,5	2	Q3H90L2C	Aluminium	158	303	1xM25	100-125	140	90	213	10	24	50	27,0	8	6305-ZZ	6204-ZZ	25*40*7	20*30*7	160	110	130	-	M8
1,5	4	Q3H90L4D	Aluminium	172	344	1xM25	100-125	140	90	223	10	24	50	27,0	8	6305-ZZ	6205-ZZ	25*40*7	25*40*7	160	110	130	-	M8
1,5	6	Q3H100L6D	Aluminium	191	400	1xM25	140	160	100	243	12	28	60	31,0	8	6306-ZZ	6205-ZZ	30*47*7	30*47*7	200	130	130	-	M10
2,2	2	Q3H90L2D	Aluminium	172	344	1xM25	100-125	140	90	223	10	24	50	27,0	8	6305-ZZ	6205-ZZ	25*40*7	25*40*7	260	110	130	-	M8
2,2	4	Q3H100L4C	Aluminium	172	384	1xM25	140	160	100	233	12	28	60	31,0	8	6306-ZZ	6205-ZZ	30*47*7	25*40*7	200	130	165	-	M10
2,2	6	Q3H112M6D	Aluminium	210	396	1xM25	140	190	112	265	12	28	60	31,0	8	6306-ZZ	6206-ZZ	30*47*7	30*47*7	200	130	165	-	M10
3	2	Q3H100L2D	Aluminium	172	349	1xM25	140	160	100	233	12	28	60	31,0	8	6306-ZZ	6205-ZZ	30*47*7	25*40*7	200	130	165	-	M10
3	4	Q3H100L4D	Aluminium	191	400	1xM25	140	160	100	243	12	28	60	31,0	8	6306-ZZ	6205-ZZ	30*47*7	30*47*7	200	130	165	-	M10
3	6	Q3H132S6A	Aluminium	260	481	1xM32	140-178	216	132	312	12	38	80	41,0	10	6208-ZZ	6208-ZZ	40*62*10	40*62*10	250	180	215	-	M12
4	2	Q3H112M2C	Aluminium	191	399	1xM25	140	190	112	254	12	28	60	31,0	8	6306-ZZ	6205-ZZ	30*47*7	25*40*7	200	130	165	-	M10
4	4	Q3H112M4D	Aluminium	210	396	1xM25	140	190	112	265	12	28	60	31,0	8	6306-ZZ	6206-ZZ	30*47*7	30*47*7	200	130	165	-	M10
4	6	Q3H132M6A	Aluminium	260	481	1xM32	140-178	216	132	312	12	38	80	41,0	10	6208-ZZ	6208-ZZ	40*62*10	40*62*10	250	180	215	-	M12
5,5	2	Q3H132S2C	Aluminium	210	422	1xM25	140-178	216	132	283	12	38	80	41,0	10	6208-ZZ	6206-ZZ	40*62*10	30*47*7	250	180	215	-	M12
5,5	4	Q3H132S4B	Aluminium	260	481	1xM32	140-178	216	132	312	12	38	80	41,0	10	6208-ZZ	6208-ZZ	40*62*10	40*62*10	250	180	215	-	M12
5,5	6	Q3H132M6B	Aluminium	260	481	1xM32	140-178	216	132	312	12	38	80	41,0	10	6208-ZZ	6208-ZZ	40*62*10	40*62*10	250	180	215	-	M12
7,5	2	Q3H132S2D	Aluminium	210	448	1xM25	140-178	216	132	283	12	38	80	41,0	10	6208-ZZ	6206-ZZ	40*62*10	30*47*7	250	180	215	-	M12
7,5	4	Q3H132M4D	Aluminium	260	481	1xM32	140-178	216	132	312	12	38	80	41,0	10	6208-ZZ	6208-ZZ	40*62*10	40*62*10	250	180	215	-	M12

(1) Toleranslar 28 mm'ye kadar DIN EN 50347 "j6", 28 mm ve üzeri "k6" / Tolerance DIN EN 50347 "j6" up to 28mm, "k6" above 28mm
(2) DIN 6885'e göre / According to DIN 6885
(3) Tolerans DIN EN 50347 "j6" / Tolerance DIN EN 50347 "j6"

ELEKTRİKSEL ÖZELLİKLER - 50 Hz / ELECTRICAL CHARACTERISTICS AT 50 Hz

	MOTOR TİPİ MOTOR TYPE	GÖVDE TİPİ HOUSING TYPE	NOMİNAL RATED VALUES					KALKIŞTAKİ DEĞERLER STARTING VALUES				Devrilme Momenti Oranı Breakdown Torque Ratio	VERİM* EFFICIENCY* η%			Cos φ	J	Ağırlık Weight (B3)	Ses Basınç Seviyesi Sound Pressure Level
			GÜÇ POWER		DEVİR SPEED	AKIM CURRENT	MOMENT TORQUE	AKIM CURRENT I_A / I_N		MOMENT TORQUE M_A / M_N									
			kW	HP	rpm	A	Nm	⅄	Δ	⅄	Δ	Mk/ Mn	4/4	3/4	2/4	4/4	kgm²	kg	dBA **
	2 kutup 3000 d/dak / 2 pole 3000 rpm																		
230/400V	Q3H80M2DE	Aluminium	1,5	2,0	2905	3,2	4,9	10,9	-	5	-	5,4	84,2	83,3	80,5	0,80	0,00224	15	59
230/400V	Q3H90L2E	Aluminium	3,0	4,0	2890	5,8	9,9	8,1	-	3	-	3,5	87,1	88,1	87,7	0,86	0,00318	19	63
400/690V	Q3H100L2DE	Aluminium	4,0	5,5	2936	8,0	13,0	3,6	10,9	1,6	4,8	5,7	88,1	88,1	85,8	0,82	0,00611	29	66
400/690V	Q3H112M2D	Aluminium	5,5	7,5	2920	10,5	18,1	3,5	10,5	1,2	3,7	5,1	89,2	89,0	87,2	0,86	0,00741	32	68
400/690V	Q3H112M2DE	Aluminium	7,5	10,0	2918	13,6	24,5	3,6	10,7	1,4	4,3	5,4	90,1	90,3	89,1	0,88	0,00921	42	69
400/690V	Q3H132M2A	Aluminium	11,0	15,0	2925	20,7	36,0	3,5	10,5	1,3	3,9	5,2	91,2	91,4	90,6	0,85	0,03489	61	69
400/690V	Q3H132M2B	Aluminium	15,0	20,0	2935	27,6	48,8	3,5	10,4	1,2	3,7	5,2	91,9	91,3	89,8	0,86	0,00402	77	71
400/690V	Q3H160L2D	Aluminium	22,0	30,0	2961	39,1	71,0	3,5	10,6	1,2	3,6	5,1	92,7	92,4	91,3	0,87	0,05539	114	70
400/690V	Q3H180M2B	Aluminium	30,0	40,0	2957	50,1	96,9	3,2	9,6	1,0	2,9	3,9	93,3	93,2	92,6	0,93	0,10277	148	77
400/690V	Q3H200L2DE	Aluminium	45,0	60,0	2964	75,2	145,0	3,6	10,7	1,0	3,0	2,7	94,0	93,3	92,8	0,92	0,14769	199	78
	4 kutup 1500 d/dak / 4 pole 1500 rpm																		
230/400V	Q3H80M4DE	Aluminium	1,1	1,5	1448	2,6	7,3	7,2	-	3,1	-	3,7	82,7	82,4	89,5	0,75	0,00306	14	48
230/400V	Q3H90L4DE	Aluminium	2,2	3,0	1453	5,4	14,4	9,5	-	5,0	-	5,5	86,7	84,3	80,6	0,68	0,00690	25	54
400/690V	Q3H100L4E	Aluminium	4,0	5,5	1445	8,8	26,4	8,6	-	3,5	-	4,2	88,6	87,1	85,6	0,75	0,01124	35	56
400/690V	Q3H112M4E	Aluminium	5,5	7,5	1443	11,25	36,4	2,8	8,3	1,0	3,1	3,8	89,6	89,2	88,3	0,80	0,01526	40	57
400/690V	Q3H132M4E	Aluminium	11,0	15,0	1470	19,2	71,3	2,7	8,0	0,7	2,1	3,8	91,4	91,5	90,4	0,90	0,05940	82	63
400/690V	Q3H160L4C	Aluminium	18,5	25,0	1474	39,5	119,9	2,5	7,4	0,8	2,3	3,5	92,6	91,9	91,2	0,74	0,10511	114	58
400/690V	Q3H180L4C	Aluminium	30,0	40,0	1475	54,8	194,2	2,5	7,6	0,8	2,3	2,8	93,6	93,2	92,3	0,85	0,22165	187	69

* IEC 60034-2-1' e göre / According to IEC 60034-2-1
** Ses Basınç Seviyeleri motordan 1m uzaklıktan ölçülmüştür. / The sound pressure measurements are taken 1m away from the motor
*** Tolerans +3 dBA / Tolerance +3 dBA

BOYUTLAR - B3 / DIMENSION - B3

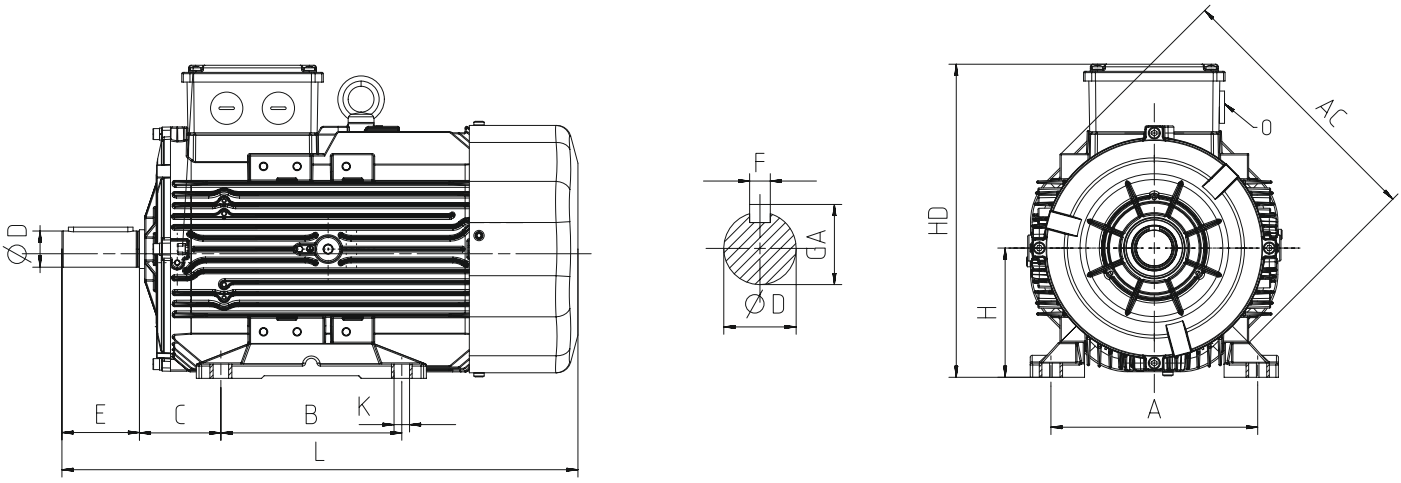

				Ana Boyutlar Main Dimensions			Ayaklı Motorlar Foot Mounted Motors						Mil Shaft				Rulman Bearing		Keçe Seal	
Güç Power (kW)	Kutup sayısı Number of Poles	Motor Tipi Motor Type	Gövde Tipi Housing Type	AC	L	O	B	A	H	HD	K	C	D(1)	E	GA	F(2)	Kasnak Tarafı Drive Side	Kasnak Tarafı Aksi Non drive Side	Kasnak Tarafı Drive Side	Kasnak Tarafı Aksi Non drive Side
1,1	4	Q3H80M4DE	Aluminium	158	268	1xM20	100	125	80	216	10	50	19	40	21,5	6	6204-ZZ	6204-ZZ	20*30*7	20*30*7
1,5	2	Q3H80M2DE	Aluminium	158	268	1xM20	100	125	80	216	10	50	19	40	21,5	6	6204-ZZ	6204-ZZ	20*30*7	20*30*7
2,2	4	Q3H90L4DE	Aluminium	172	344	1xM25	100-125	140	90	223	10	56	24	50	27,0	8	6305-ZZ	6205-ZZ	25*40*7	25*40*7
3,0	2	Q3H90L2E	Aluminium	172	344	1xM25	100-125	140	90	223	10	56	24	50	27,0	8	6305-ZZ	6205-ZZ	25*40*7	25*40*7
4,0	2	Q3H100L2DE	Aluminium	191	400	1xM25	140	160	100	243	12	63	28	60	31,0	8	6306-ZZ	6205-ZZ	30*47*7	30*47*7
4,0	4	Q3H100L4E	Aluminium	191	422	1xM25	140	160	100	243	12	63	28	60	31,0	8	6306-ZZ	6205-ZZ	30*47*7	30*47*7
5,5	2	Q3H112M2D	Aluminium	210	396	1xM25	140	190	112	265	12	70	28	60	31,0	8	6306-ZZ	6206-ZZ	30*47*7	30*47*7
5,5	4	Q3H112M4E	Aluminium	210	421	1xM25	140	190	112	265	12	70	28	60	31,0	8	6306-ZZ	6206-ZZ	30*47*7	30*47*7
7,5	2	Q3H112M2DE	Aluminium	210	421	1xM25	140	190	112	265	12	70	28	60	31,0	8	6306-ZZ	6206-ZZ	30*47*7	30*47*7
11,0	2	Q3H132M2A	Aluminium	260	481	1xM32	140-178	216	132	312	12	89	38	80	41,0	10	6208-ZZ	6208-ZZ	40*62*10	40*62*10
11,0	4	Q3H132M4E	Aluminium	260	520	1xM32	140-178	216	132	312	12	89	38	80	41,0	10	6309-ZZ	6209-ZZ	40*62*10	40*62*10
15,0	2	Q3H132M2B	Aluminium	260	520	1xM32	140-178	216	132	312	12	89	38	80	41,0	10	6208-ZZ	6208-ZZ	40*62*10	40*62*10
18,5	4	Q3H160L4C	Aluminium	305	591	1xM32	210-254	254	160	368	14,5	108	42	110	45,0	12	6309-ZZ	6209-ZZ	45*72*10	45*72*10
30,0	4	Q3H180L4C	Aluminium	349	696	1xM40	241-279	279	180	437	14,5	121	48	110	51,5	14	6310-ZZ	6310-ZZ	50*80*10	50*80*10
22,0	2	Q3H160L2D	Aluminium	305	591	1xM32	210-254	254	160	368	14,5	108	42	110	45,0	12	6309-ZZ	6209-ZZ	45*72*10	45*72*10
30,0	2	Q3H180M2B	Aluminium	349	696	1xM40	241-279	279	180	437	14,5	121	48	110	51,5	14	6310-ZZ	6310-ZZ	50*80*10	50*80*10
45,0	2	Q3H200L2DE	Aluminium	349	759	1xM50	267-305	318	200	455	18,5	133	55	110	59,0	16	6312-ZZ	6310-ZZ	60*90*10	60*90*10

(1) Toleranslar 28 mm'ye kadar DIN EN 50347 "j6", 28 mm ve üzeri "k6" / Tolerance DIN EN 50347 "j6" up to 28mm, "k6" above 28mm
(2) DIN 6885'e göre / According to DIN 6885

BOYUTLAR - B5, B35 / DIMENSION - B5, B35

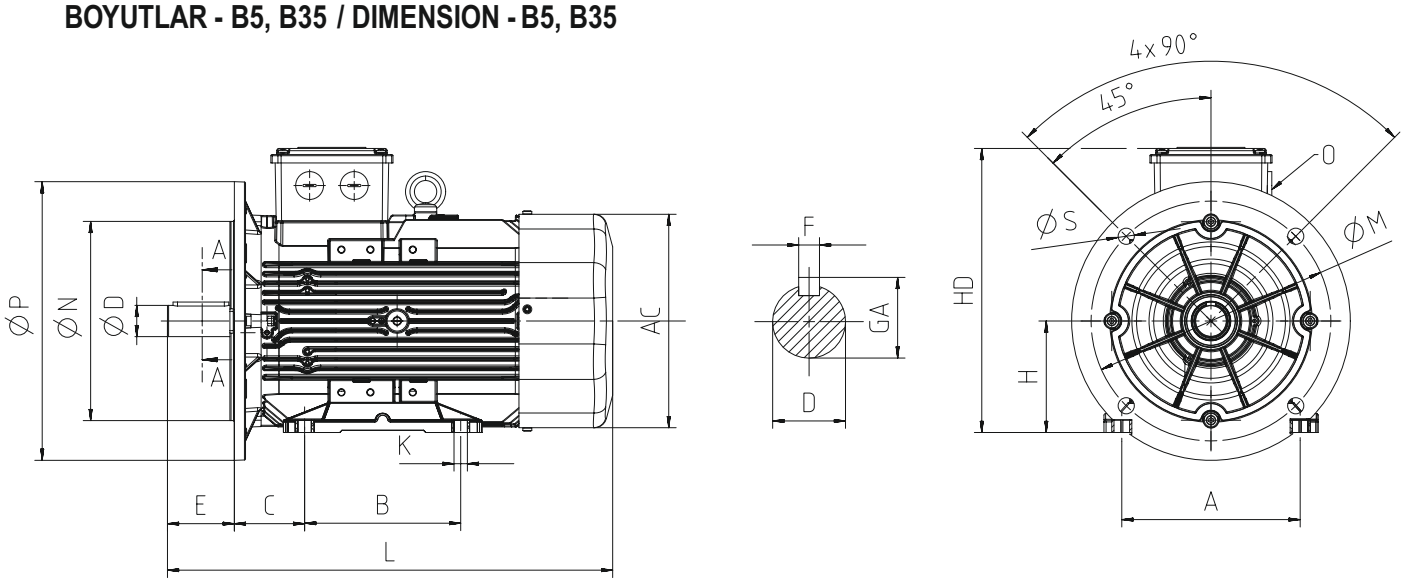

				Ana Boyutlar Main Dimensions			Ayaklı Motorlar Foot Mounted Motors					Mil Shaft				Rulman Bearing		Keçe Seal		Flanş (FA) (B5) Flange (FA) (B5)				
Güç Power (kW)	Kutup sayısı Number of Poles	Motor Tipi Motor Type	Gövde Tipi Housing Type	AC	L	O	B	A	H	HD	K	D(1)	E	GA	F(2)	Kasnak Tarafı Drive Side	Kasnak Tarafı Aksi Non drive Side	Kasnak Tarafı Drive Side	Kasnak Tarafı Aksi Non drive Side	P	N(3)	M	R	S
1,1	4	Q3H80M4DE	Aluminium	158	268	1xM20	100	125	80	216	10	19	40	21,5	6	6204-ZZ	6204-ZZ	20*30*7	20*30*7	200	130	165	-	12
1,5	2	Q3H80M2DE	Aluminium	158	268	1xM20	100	125	80	216	10	19	40	21,5	6	6204-ZZ	6204-ZZ	20*30*7	20*30*7	200	130	165	-	12
2,2	4	Q3H90L4DE	Aluminium	172	344	1xM25	100-125	140	90	223	10	24	50	27,0	8	6305-ZZ	6205-ZZ	25*40*7	25*40*7	200	130	165	-	12
3	2	Q3H90L2E	Aluminium	172	344	1xM25	100-125	140	90	223	10	24	50	27,0	8	6305-ZZ	6205-ZZ	25*40*7	25*40*7	200	130	165	-	12
4	2	Q3H100L2DE	Aluminium	191	400	1xM25	140	160	100	243	12	28	60	31,0	8	6306-ZZ	6205-ZZ	30*47*7	30*47*7	250	180	215	-	14,5
4	4	Q3H100L4E	Aluminium	191	422	1xM25	140	160	100	243	12	28	60	31,0	8	6306-ZZ	6205-ZZ	30*47*7	30*47*7	250	180	215	-	14,5
5,5	2	Q3H112M2D	Aluminium	210	396	1xM25	140	190	112	265	12	28	60	31,0	8	6306-ZZ	6206-ZZ	30*47*7	30*47*7	250	180	215	-	14,5
5,5	4	Q3H112M4E	Aluminium	210	421	1xM25	140	190	112	265	12	28	60	31,0	8	6306-ZZ	6206-ZZ	30*47*7	30*47*7	250	180	215	-	14,5
7,5	2	Q3H112M2DE	Aluminium	210	421	1xM25	140	190	112	265	12	28	60	31,0	8	6306-ZZ	6206-ZZ	30*47*7	30*47*7	250	180	215	-	14,5
11	2	Q3H132M2A	Aluminium	260	481	1xM32	140-178	216	132	312	12	38	80	41,0	10	6208-ZZ	6208-ZZ	40*62*10	40*62*10	300	230	265	-	14,5
11	4	Q3H132M4E	Aluminium	260	520	1xM32	140-178	216	132	312	12	38	80	41,0	10	6309-ZZ	6209-ZZ	40*62*10	40*62*10	300	230	265	-	14,5
15	2	Q3H132M2B	Aluminium	260	520	1xM32	140-178	216	132	312	12	38	80	41,0	10	6208-ZZ	6208-ZZ	40*62*10	40*62*10	300	230	265	-	14,5
18,5	4	Q3H160L4C	Aluminium	305	591	1xM32	210-254	254	160	368	14,5	42	110	45,0	12	6309-ZZ	6209-ZZ	45*72*10	45*72*10	350	250	300	-	18,5
30	4	Q3H180L4C	Aluminium	349	696	1xM40	241-279	279	180	437	14,5	48	110	51,5	14	6310-ZZ	6310-ZZ	50*80*10	50*80*10	350	250	300	-	18,5
22	2	Q3H160L2D	Aluminium	305	591	1xM32	210-254	254	160	368	14,5	42	110	45,0	12	6309-ZZ	6209-ZZ	45*72*10	45*72*10	350	250	300	-	18,5
30	2	Q3H180M2B	Aluminium	349	696	1xM40	241-279	279	180	437	14,5	48	110	51,5	14	6310-ZZ	6310-ZZ	50*80*10	50*80*10	350	250	300	-	18,5
45	2	Q3H200L2DE	Aluminium	349	759	1xM50	267-305	318	200	455	18,5	55	110	59,0	16	6312-ZZ	6310-ZZ	60*90*10	60*90*10	400	300	350	-	18,5

(1) Toleranslar 28 mm'ye kadar DIN EN 50347 "j6", 28 mm ve üzeri "k6" / Tolerance DIN EN 50347 "j6" up to 28mm, "k6" above 28mm
(2) DIN 6885'e göre / According to DIN 6885
(3) Tolerans DIN EN 50347 "j6" / Tolerance DIN EN 50347 "j6"

BOYUTLAR - B14a, B34a / DIMENSION - B14a, B34a

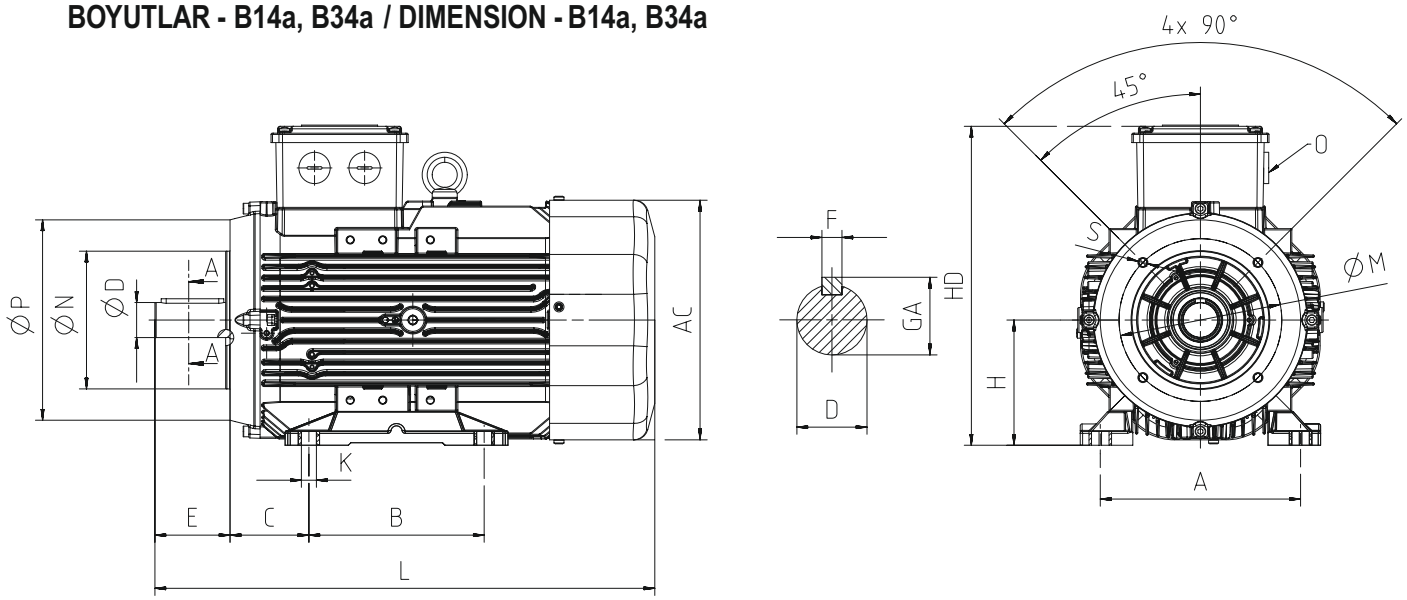

				Ana Boyutlar Main Dimensions			Ayaklı Motorlar Foot Mounted Motors					Mil Shaft				Rulman Bearing		Keçe Seal		Flanş (FC) (B14a) Flange (FC) (B14a)				
Güç Power (kW)	Kutup sayısı Number of Poles	Motor Tipi Motor Type	Gövde Tipi Housing Type	AC	L	O	B	A	H	HD	K	D(1)	E	GA	F(2)	Kasnak Tarafı Drive Side	Kasnak Tarafı Aksi Non drive Side	Kasnak Tarafı Drive Side	Kasnak Tarafı Aksi Non drive Side	P	N(3)	M	R	S
1,1	4	Q3H80M4DE	Aluminium	158	268	1xM20	100	125	80	216	10	19	40	21,5	6	6204-ZZ	6204-ZZ	20*30*7	20*30*7	120	80	100	-	M6
1,5	2	Q3H80M2DE	Aluminium	158	268	1xM20	100	125	80	216	10	19	40	21,5	6	6204-ZZ	6204-ZZ	20*30*7	20*30*7	120	80	100	-	M6
2,2	4	Q3H90L4DE	Aluminium	172	344	1xM25	100-125	140	90	223	10	24	50	27,0	8	6305-ZZ	6205-ZZ	25*40*7	25*40*7	140	95	115	-	M8
3	2	Q3H90L2E	Aluminium	172	344	1xM25	100-125	140	90	223	10	24	50	27,0	8	6305-ZZ	6205-ZZ	25*40*7	25*40*7	140	95	115	-	M8
4	2	Q3H100L2DE	Aluminium	191	400	1xM25	140	160	100	243	12	28	60	31,0	8	6306-ZZ	6205-ZZ	30*47*7	30*47*7	160	110	130	-	M8
4	4	Q3H100L4E	Aluminium	191	422	1xM25	140	160	100	243	12	28	60	31,0	8	6306-ZZ	6205-ZZ	30*47*7	30*47*7	160	110	130	-	M8
5,5	2	Q3H112M2D	Aluminium	210	396	1xM25	140	190	112	265	12	28	60	31,0	8	6306-ZZ	6206-ZZ	30*47*7	30*47*7	160	110	130	-	M8
5,5	4	Q3H112M4E	Aluminium	210	421	1xM25	140	190	112	265	12	28	60	31,0	8	6306-ZZ	6206-ZZ	30*47*7	30*47*7	160	110	130	-	M8
7,5	2	Q3H112M2DE	Aluminium	210	421	1xM25	140	190	112	265	12	28	60	31,0	8	6306-ZZ	6206-ZZ	30*47*7	30*47*7	160	110	130	-	M8
11	2	Q3H132M2A	Aluminium	260	481	1xM32	140-178	216	132	312	12	38	80	41,0	10	6208-ZZ	6208-ZZ	40*62*10	40*62*10	200	130	165	-	M10
11	4	Q3H132M4E	Aluminium	260	520	1xM32	140-178	216	132	312	12	38	80	41,0	10	6208-ZZ	6208-ZZ	40*62*10	40*62*10	200	130	165	-	M10
15	2	Q3H132M2B	Aluminium	260	520	1xM32	140-178	216	132	312	12	38	80	41,0	10	6208-ZZ	6208-ZZ	40*62*10	40*62*10	200	130	165	-	M10

(1) Toleranslar 28 mm'ye kadar DIN EN 50347 "j6", 28 mm ve üzeri "k6" / Tolerance DIN EN 50347 "j6" up to 28mm, "k6" above 28mm
(2) DIN 6885'e göre / According to DIN 6885
(3) Tolerans DIN EN 50347 "j6" / Tolerance DIN EN 50347 "j6"

BOYUTLAR - B14b, B34b / DIMENSION - B14b, B34b

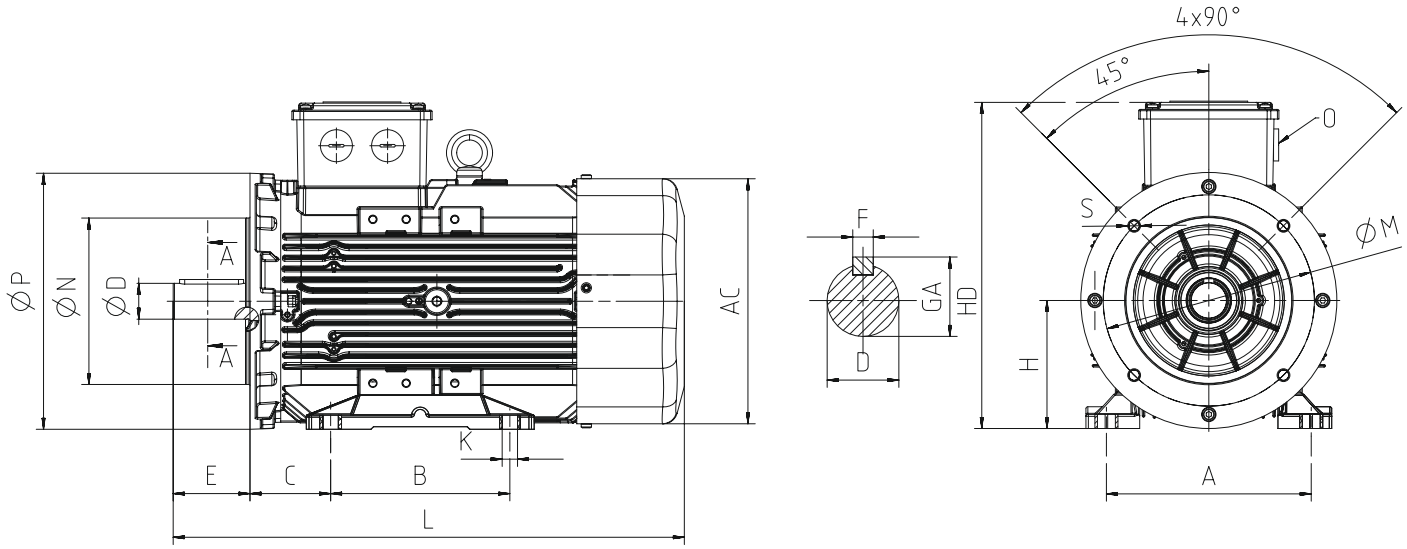

				Ana Boyutlar Main Dimensions			Ayaklı Motorlar Foot Mounted Motors					Mil Shaft				Rulman Bearing		Keçe Seal		Flanş (FB) (B14b) Flange (FB) (B14b)				
Güç Power (kW)	Kutup sayısı Number of Poles	Motor Tipi Motor Type	Gövde Tipi Housing Type	AC	L	O	B	A	H	HD	K	D(1)	E	GA	F(2)	Kasnak Tarafı Drive Side	Kasnak Tarafı Aksi Non drive Side	Kasnak Tarafı Drive Side	Kasnak Tarafı Aksi Non drive Side	P	N(3)	M	R	S
1,1	4	Q3H80M4DE	Aluminium	158	268	1xM20	100	125	80	216	10	19	40	21,5	6	6204-ZZ	6204-ZZ	20*30*7	20*30*7	160	110	130	-	M8
1,5	2	Q3H80M2DE	Aluminium	158	268	1xM20	100	125	80	216	10	19	40	21,5	6	6204-ZZ	6204-ZZ	20*30*7	20*30*7	160	110	130	-	M8
2,2	4	Q3H90L4DE	Aluminium	172	344	1xM25	100-125	140	90	223	10	24	50	27,0	8	6305-ZZ	6205-ZZ	25*40*7	25*40*7	160	110	130	-	M8
3	2	Q3H90L2E	Aluminium	172	344	1xM25	100-125	140	90	223	10	24	50	27,0	8	6305-ZZ	6205-ZZ	25*40*7	25*40*7	160	110	130	-	M8
4	2	Q3H100L2DE	Aluminium	191	400	1xM25	140	160	100	243	12	28	60	31,0	8	6306-ZZ	6205-ZZ	30*47*7	30*47*7	200	130	165	-	M10
4	4	Q3H100L4E	Aluminium	191	422	1xM25	140	160	100	243	12	28	60	31,0	8	6306-ZZ	6205-ZZ	30*47*7	30*47*7	200	130	165	-	M10
5,5	2	Q3H112M2D	Aluminium	210	396	1xM25	140	190	112	265	12	28	60	31,0	8	6306-ZZ	6206-ZZ	30*47*7	30*47*7	200	130	165	-	M10
5,5	4	Q3H112M4E	Aluminium	210	421	1xM25	140	190	112	265	12	28	60	31,0	8	6306-ZZ	6206-ZZ	30*47*7	30*47*7	200	130	165	-	M10
7,5	2	Q3H112M2DE	Aluminium	210	421	1xM25	140	190	112	265	12	28	60	31,0	8	6306-ZZ	6206-ZZ	30*47*7	30*47*7	200	130	165	-	M10
11	2	Q3H132M2A	Aluminium	260	481	1xM32	140-178	216	132	312	12	38	80	41,0	10	6208-ZZ	6208-ZZ	40*62*10	40*62*10	250	180	215	-	M12
11	4	Q3H132M4E	Aluminium	260	520	1xM32	140-178	216	132	312	12	38	80	41,0	10	6208-ZZ	6208-ZZ	40*62*10	40*62*10	250	180	215	-	M12
15	2	Q3H132M2B	Aluminium	260	520	1xM32	140-178	216	132	312	12	38	80	41,0	10	6208-ZZ	6208-ZZ	40*62*10	40*62*10	250	180	215	-	M12

(1) Toleranslar 28 mm'ye kadar DIN EN 50347 "j6", 28 mm ve üzeri "k6" / Tolerance DIN EN 50347 "j6" up to 28mm, "k6" above 28mm
(2) DIN 6885'e göre / According to DIN 6885
(3) Tolerans DIN EN 50347 "j6" / Tolerance DIN EN 50347 "j6"

IE2

ELEKTRİKSEL ÖZELLİKLER - 50 Hz / ELECTRICAL CHARACTERISTICS AT 50 Hz

	MOTOR TİPİ MOTOR TYPE	GÖVDE TİPİ HOUSING TYPE	NOMİNAL RATED VALUES					KALKIŞTAKİ DEĞERLER STARTING VALUES				Devrilme Momenti Oranı Breakdown Torque Ratio	VERİM* EFFICIENCY* η%			Cos φ	J	Ağırlık Weight (B3)	Ses Basınç Seviyesi Sound Pressure Level
			GÜÇ POWER		DEVİR SPEED	AKIM CURRENT	MOMENT TORQUE	AKIM CURRENT I_A / I_N		MOMENT TORQUE M_A / M_N									
			kW	HP	rpm	A	Nm	⅄	Δ	⅄	Δ	Mk/ Mn	4/4	3/4	2/4	4/4	kgm²	kg	dBA **
	2 kutup 3000 d/dak / 2 pole 3000 rpm																		
230/400V	Q2E63M2A	Aluminium	0,18	1/4	2810	0,4	0,6	4,7	-	2,1	-	2,3	59,1	63,8	58,5	0,85	0,00022	5	52
	Q2E63M2B	Aluminium	0,25	1/3	2820	0,6	0,8	5,6	-	2,7	-	2,7	64,7	66,2	63,5	0,84	0,00025	6	52
	Q2E71M2A	Aluminium	0,37	1/2	2850	0,8	1,2	8,1	-	4,0	-	4,2	69,5	69,6	67,3	0,80	0,00067	8	54
	Q2E71M2B	Aluminium	0,55	3/4	2880	1,2	1,8	8,2	-	4,1	-	4,3	74,1	74,3	74,2	0,82	0,00086	10	54
	Q2H80M2B	Aluminium	0,75	1,0	2850	1,7	2,5	6,4	-	2,8	-	3,3	77,4	77,6	74,4	0,82	0,00111	9	58
	Q2H80M2C	Aluminium	1,1	1,5	2860	2,5	3,7	6,7	-	2,8	-	3,3	79,6	79,8	77,0	0,81	0,00140	11	58
	Q2H90L2B	Aluminium	1,5	2,0	2875	3,8	5,0	8,0	-	3,9	-	4,4	81,3	80,4	76,6	0,74	0,00176	13	62
	Q2H90L2D	Aluminium	2,2	3,0	2870	4,7	7,3	9,1	-	3,9	-	4,4	83,2	82,8	81,3	0,83	0,00231	16	62
	Q2H100L2C	Aluminium	3,0	4,0	2887	6,3	9,9	7,3	-	2,4	-	2,9	84,6	85,4	84,2	0,83	0,00266	19	66
400/690V	Q2H112M2B	Aluminium	4,0	5,5	2900	8,0	13,2	3,1	9,3	1,1	3,2	4,0	85,8	86,1	84,5	0,85	0,00487	24	68
	Q2H132S2B	Aluminium	5,5	7,5	2915	10,6	18,0	3,5	10,6	1,5	4,4	5,3	87,0	87,1	84,9	0,86	0,00703	34	69
	Q2H132S2C	Aluminium	7,5	10,0	2900	14,6	24,7	3,5	10,6	1,3	3,8	4,6	88,1	88,6	87,6	0,85	0,00772	37	69
	Q2H160M2B	Aluminium	11,0	15,0	2923	21,2	35,9	3,1	9,2	1,1	3,3	4,8	89,4	89,9	88,4	0,83	0,03517	65	70
	Q2H160M2C	Aluminium	15,0	20,0	2915	30,0	49,2	3,2	9,6	1,3	3,9	5,1	90,3	90,6	89,6	0,80	0,04015	67	70
	Q2H160M2D	Aluminium	18,5	25,0	2930	30,8	60,3	2,7	8,0	0,6	1,9	3,6	90,9	91,7	91,1	0,95	0,04613	79	70
	Q2H180M2A	Aluminium	22,0	30,0	2955	40,9	71,2	3,5	10,6	1,2	3,6	5,2	91,3	92,0	90,7	0,84	0,05141	100	77
	Q2H200L2B	Aluminium	30,0	40,0	2955	51,5	97,1	2,8	8,5	0,8	2,4	3,6	92,0	92,5	91,8	0,91	0,08644	175	78
	Q2H200L2C	Aluminium	37,0	50,0	2965	66,2	119,6	3,4	10,1	1,0	3,1	4,5	92,5	92,5	91,2	0,87	0,10277	175	78
	Q2E225M2B	Aluminium	45,0	60,0	2960	82,1	145,2	2,9	8,7	0,8	2,4	2,9	92,9	92,6	91,1	0,85	0,23500	235	81
	Q2E250M2A	Cast Iron	55,0	75,0	2976	92,7	177,0	2,8	8,4	0,8	2,5	3,4	93,2	93,0	91,6	0,91	0,48700	486	82
	Q2EP280M2B	Cast Iron	75,0	100,0	2975	127,9	240,8	3,5	10,6	0,9	2,7	5,1	93,8	93,7	92,5	0,92	0,54000	576	84
	Q2EP280M2C	Cast Iron	90,0	125,0	2980	149,0	288,6	2,4	7,1	1,0	3,0	3,0	94,1	93,9	92,9	0,91	0,64500	585	84
	Q2EP315S2C	Cast Iron	110,0	127	2,975	185	353	2,6	7,8	0,7	2,2	2,4	94,3	94,3	93,1	0,91	1,43600	920	87
	Q2EP315M2C	Cast Iron	132,0	152	2,975	221	423	2,6	7,8	0,8	2,3	2,4	94,6	94,6	93,4	0,91	1,72300	970	87
	Q2EP315L2C	Cast Iron	160,0	184	2,975	268	513	2,5	7,5	0,8	2,3	2,4	94,8	94,8	93,6	0,91	1,95300	1170	87
	Q2EP315L2D	Cast Iron	200,0	230	2,975	334	643	2,7	8	0,8	2,4	2,6	95	95	93,8	0,91	2,52700	1200	87
	Q2EP355M2C	Cast Iron	250,0	280	2,985	422	799	2,3	7	0,7	2	2,4	95	95	93,8	0,90	3,92000	1690	87
	Q2EP355L2C	Cast Iron	315,0	353,0	2.985	532	1.007	2,5	7,4	0,7	2,0	2,3	95,0	95,0	93,8	0,90	4,17000	1.870	87
	Q2EP355L2D	Cast Iron	355,0	398,0	2985	599	1.135	2,5	7,5	0,6	1,8	2,1	95,0	95,0	93,8	0,90	4,44000	1953	87

* IEC 60034-2-1' e göre / According to IEC 60034-2-1
** Ses Basınç Seviyeleri motordan 1m uzaklıktan ölçülmüştür. / The sound pressure measurements are taken 1m away from the motor
*** Tolerans +3 dBA / Tolerance +3 dBA

	MOTOR TİPİ MOTOR TYPE	GÖVDE TİPİ HOUSING TYPE	NOMİNAL RATED VALUES					KALKIŞTAKİ DEĞERLER STARTING VALUES				Devrilme Momenti Oranı Breakdown Torque Ratio	VERİM* EFFICIENCY* η%			Cos φ	J	Ağırlık Weight (B3)	Ses Basınç Seviyesi Sound Pressure Level
			GÜÇ POWER		DEVİR SPEED	AKIM CURRENT	MOMENT TORQUE	AKIM CURRENT I_A / I_N		MOMENT TORQUE M_A / M_N									
			kW	HP	rpm	A	Nm	⅄	Δ	⅄	Δ	Mk/ Mn	4/4	3/4	2/4	4/4	kgm²	kg	dBA **
4 kutup 1500 d/dak / 4 pole 1500 rpm																			
230/400V	Q2E63M4A	Aluminium	0,12	1/6	1420	0,5	0,9	3,4	-	2,2	-	3,2	64,0	54,1	44,9	0,56	0,00022	5	41
	Q2E63M4B	Aluminium	0,18	1/4	1400	0,6	1,2	3,7	-	2,7	-	3,0	68,0	60,0	51,3	0,66	0,00026	6	41
	Q2E71M4A	Aluminium	0,25	1/3	1415	0,6	1,7	4,6	-	2,6	-	3,8	68,5	68,8	66,9	0,70	0,00095	9	45
	Q2E71M4B	Aluminium	0,37	1/2	1425	1,1	2,5	4,6	-	2,6	-	3,8	72,7	73,1	72,0	0,71	0,00095	9	45
	Q2H80M4B	Aluminium	0,55	3/4	1435	1,3	3,6	6,4	-	2,3	-	3,2	77,1	78,8	75,4	0,76	0,00175	10	49
	Q2H80M4C	Aluminium	0,75	1,0	1440	1,8	5,0	5,5	-	2,1	-	2,6	79,6	80,0	77,7	0,76	0,00216	11	49
	Q2H90L4C	Aluminium	1,10	1,5	1430	2,5	7,4	5,7	-	2,2	-	2,6	81,4	82,4	81,6	0,80	0,00267	13	54
	Q2H90L4C	Aluminium	1,50	2,0	1427	3,3	10,0	6,4	-	2,5	-	3,1	82,8	84,2	83,7	0,79	0,00328	15	54
	Q2H100L4B	Aluminium	2,20	3,0	1437	5,3	14,6	7,6	-	3,6	-	4,2	84,3	84,1	81,5	0,72	0,00521	21	55
	Q2H100L4C	Aluminium	3,00	4,0	1440	7,4	20,0	6,5	-	3,3	-	3,7	85,5	85,3	83,0	0,70	0,00694	25	55
400/690V	Q2H112M4C	Aluminium	4,00	5,5	1440	8,7	26,6	2,7	8,0	1,1	3,2	3,8	86,6	85,7	83,5	0,78	0,01085	31	58
	Q2H132S4A	Aluminium	5,50	7,5	1445	11,5	35,5	2,7	8,0	1,0	3,0	3,8	87,7	88,3	87,3	0,79	0,01414	38	59
	Q2H132M4C	Aluminium	7,50	10,0	1460	15,0	49,1	2,4	7,1	0,5	1,5	0,6	88,7	89,4	88,7	0,82	0,03560	54	62
	Q2H160M4C	Aluminium	11,00	15,0	1468	21,6	71,5	2,6	7,9	0,7	2,1	3,6	89,8	91,1	90,3	0,81	0,05468	79	63
	Q2H160L4B	Aluminium	15,00	20,0	1462	29,8	98,0	2,6	7,8	0,6	1,8	3,4	90,6	91,4	90,9	0,80	0,05940	83	63
	Q2H180M4A	Aluminium	18,50	25,0	1470	36,0	120,2	2,3	6,8	0,7	2,2	2,9	91,2	92,0	91,6	0,81	0,10513	110	67
	Q2H180M4B	Aluminium	22,00	30,0	1462	41,8	143,8	1,8	5,5	0,6	1,9	2,8	91,6	92,9	93,3	0,84	0,11398	118	67
	Q2H200L4C	Aluminium	30,00	40,0	1475	55,3	194,6	2,7	8,2	0,9	2,7	3,5	92,0	91,9	91,4	0,85	0,18660	195	70
	Q2E225M4A	Aluminium	37,00	50,0	1480	68,3	238,8	3,0	9,1	1,2	3,6	4,0	92,7	92,6	91,3	0,84	0,36420	263	71
	Q2E225M4B	Aluminium	45,00	60,0	1480	81,5	290,5	3,1	9,4	1,2	3,7	3,0	93,1	93,0	91,9	0,85	0,43500	280	71
	Q2E250M4A	Cast Iron	55,00	75,0	1486	104,8	353,5	2,4	7,2	0,8	2,3	3,0	93,5	93,7	93,3	0,81	0,36400	506	72
	Q2EP280M4B	Cast Iron	75,00	100,0	1485	134,2	485,7	2,6	7,8	1,0	2,9	3,4	94,0	93,9	93,2	0,86	1,06100	624	73
	Q2EP280M4C	Cast Iron	90,00	125,0	1486	163,5	584,2	2,6	7,8	1,0	2,9	3,3	94,2	94,6	94,2	0,85	1,14800	638	73
	Q2EP315S4C	Cast Iron	110,0	127,0	1.480	191	709	2,4	7,2	0,7	2,2	2,5	94,5	94,5	93,9	0,88	3,03500	925	70
	Q2EP315M4C	Cast Iron	132,0	152,0	1.480	229	851	2,3	7,0	0,7	2,1	2,4	94,7	94,7	94,1	0,88	3,41500	1.010	70
	Q2EP315L4C	Cast Iron	160,0	184,0	1.480	273	1.032	2,5	7,5	0,7	2,2	2,5	94,9	94,9	94,3	0,89	4,11900	1.080	76
	Q2EP315L4D	Cast Iron	200,0	230,0	1.480	341	1.290	2,5	7,5	0,8	2,3	2,5	95,1	95,1	94,5	0,89	5,20300	1.200	76
	Q2EP355M4C	Cast Iron	250,0	280,0	1.485	426	1.607	2,6	7,9	0,8	2,3	2,5	95,1	95,1	94,5	0,89	8,79000	1.720	76
	Q2EP355L4C	Cast Iron	315,0	353,0	1485	531	2,025	2,5	7,4	0,7	2,0	2,3	95,1	95,1	94,5	0,90	10,13300	1.920	87
	Q2EP355L4D	Cast Iron	355,0	398,0	1485	603	2,283	2,9	8,8	0,6	1,8	2,0	95,1	95,1	94,5	0,89	10,67800	1.953	87
6 kutup 1000 d/dak / 6 pole 1000 rpm																			
230/400V	Q2H90S6B	Aluminium	0,75	1,0	943	1,8	7,7	4,6	-	2,1	-	2,7	75,9	75,1	71,4	0,69	0,00383	16	53
	Q2H90L6C	Aluminium	1,10	1,5	938	3,0	11,2	2,8	-	2,4	-	2,8	78,1	78,0	75,1	0,69	0,00464	18	53
	Q2H100L6C	Aluminium	1,50	2,0	955	4,0	15,2	3,3	-	2,6	-	3,2	79,8	79,3	76,3	0,67	0,00871	26	56
	Q2H112M6C	Aluminium	2,20	3,0	942	5,4	22,4	5,2	-	2,0	-	2,6	81,8	81,5	79,5	0,72	0,00936	31	58
400/690V	Q2H132S6A	Aluminium	3,00	4,0	965	14,1	29,8	1,8	5,4	1,1	3,2	3,3	83,3	82,3	79,4	0,64	0,02950	47	62
	Q2H132M6A	Aluminium	4,00	5,5	970	10,4	39,8	1,9	5,8	0,7	2,2	2,6	84,6	83,5	80,7	0,65	0,03560	53	61
	Q2H132M6B	Aluminium	5,50	7,5	960	12,8	54,7	1,7	5,2	0,9	2,6	2,9	86,1	85,7	83,9	0,72	0,06420	67	60
	Q2H160M6B	Aluminium	7,50	10,0	970	18,9	74,6	2,1	6,2	1,2	3,6	3,8	87,2	84,3	81,7	0,66	0,07540	88	63
	Q2H160L6B	Aluminium	11,00	15,0	970	25,5	109,4	1,7	5,2	1,0	3,0	3,1	88,7	88,5	86,3	0,71	0,07040	99	63
	Q2H180L6A	Aluminium	15,00	20,0	970	31,5	146,9	1,8	5,1	0,6	1,8	2,0	89,7	89,5	8730,0	0,76	0,16677	115	69
	Q2H200L6B	Aluminium	18,50	25,0	981	41,6	179,8	2,0	5,9	0,7	2,1	2,6	90,4	90,5	89,6	0,70	0,18660	160	70
	Q2H200L6C	Aluminium	22,00	30,0	982	48,8	214,5	1,8	5,6	0,8	2,3	2,4	90,9	91,0	90,3	0,72	0,20643	171	70
	Q2E225M6B	Aluminium	30,00	40,0	975	57,0	287,6	1,9	5,7	0,6	1,7	2,5	91,7	91,6	90,7	0,83	0,49334	234	66

BOYUTLAR - B3 / DIMENSION - B3

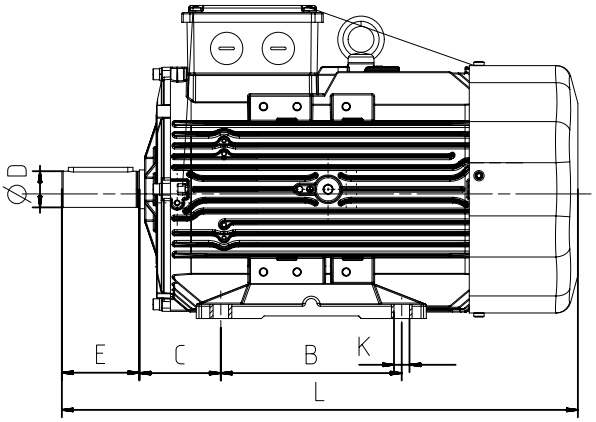

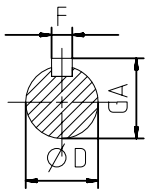

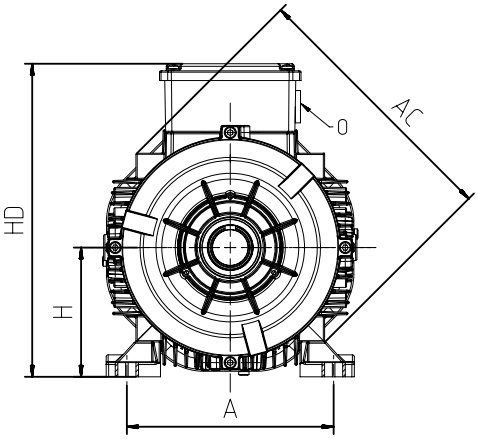

				Ana Boyutlar Main Dimensions			Ayaklı Motorlar Foot Mounted Motors						Mil Shaft				Rulman Bearing		Keçe Seal	
Güç Power (kW)	Kutup sayısı Number of Poles	Motor Tipi Motor Type	Gövde Tipi Housing Type	AC	L	O	B	A	H	HD	K	C	D(1)	E	GA	F(2)	Kasnak Tarafı Drive Side	Kasnak Tarafı Aksi Non drive Side	Kasnak Tarafı Drive Side	Kasnak Tarafı Aksi Non drive Side
0,12	4	Q2E63M4A	Aluminium	123	220	1xM20	80	100	63	162	7	40	11	23	12,5	4	6201-ZZ	6201-ZZ	12*22*7	12*22*7
0,18	2	Q2E63M2A	Aluminium	123	220	1xM20	80	100	63	162	7	40	11	23	12,5	4	6201-ZZ	6201-ZZ	12*22*7	12*22*7
0,18	4	Q2E63M4B	Aluminium	123	220	1xM20	80	100	63	162	7	40	11	23	12,5	4	6201-ZZ	6201-ZZ	12*22*7	12*22*7
0,25	2	Q2E63M2B	Aluminium	123	220	1xM20	80	100	63	162	7	40	11	23	12,5	4	6201-2Z	6201-2Z	12*22*7	12*22*7
0,25	4	Q2E71M4A	Aluminium	138	253	1xM20	90	112	71	190	7	45	14	30	16,0	5	6202-ZZ	6202-ZZ	15*24*5	15*24*5
0,37	2	Q2E71M2A	Aluminium	138	253	1xM20	90	112	71	190	7	45	14	30	16,0	5	6202-ZZ	6202-ZZ	15*24*5	15*24*5
0,37	4	Q2E71M4B	Aluminium	138	253	1xM20	90	112	71	190	7	45	14	30	16,0	5	6202-ZZ	6202-ZZ	15*24*5	15*24*5
0,55	2	Q2E71M2B	Aluminium	138	253	1xM20	90	112	71	190	7	45	14	30	16,0	5	6202-ZZ	6202-ZZ	15*24*5	15*24*5
0,55	4	Q2H80M4B	Aluminium	158	268	1xM20	100	125	80	216	10	50	19	40	21,5	6	6204-ZZ	6204-ZZ	20*30*7	20*30*7
0,75	2	Q2H80M2B	Aluminium	158	268	1xM20	100	125	80	216	10	50	19	40	21,5	6	6204-ZZ	6204-ZZ	20*30*7	20*30*7
0,75	4	Q2H80M4C	Aluminium	158	268	1xM20	100	125	80	216	10	50	19	40	21,5	6	6204-ZZ	6204-ZZ	20*30*7	20*30*7
0,75	6	Q2H90S6B	Aluminium	172	344	1xM25	100-125	140	90	223	10	56	24	50	27,0	8	6305-ZZ	6205-ZZ	25*40*7	25*40*7
1,1	2	Q2H80M2C	Aluminium	158	268	1xM20	100	125	80	216	10	50	19	40	21,5	6	6204-ZZ	6204-ZZ	20*30*7	20*30*7
1,1	4	Q2H90L4C	Aluminium	158	278	1xM25	100-125	140	90	213	10	56	24	50	27,0	8	6305-ZZ	6204-ZZ	25*40*7	20*30*7
1,1	6	Q2H90L6C	Aluminium	172	344	1xM25	100-125	140	90	223	10	56	24	50	27,0	8	6305-ZZ	6205-ZZ	25*40*7	25*40*7
1,5	2	Q2H90L2B	Aluminium	158	278	1xM25	100-125	140	90	213	10	56	24	50	27,0	8	6305-ZZ	6204-ZZ	25*40*7	20*30*7
1,5	4	Q2H90L4C	Aluminium	158	303	1xM25	100-125	140	90	213	10	56	24	50	27,0	8	6305-ZZ	6204-ZZ	25*40*7	20*30*7
1,5	6	Q2H100L6C	Aluminium	191	400	1xM25	140	160	100	243	12	63	28	60	31,0	8	6306-ZZ	6205-ZZ	30*47*7	30*47*7
2,2	2	Q2H90L2D	Aluminium	158	303	1xM25	100-125	140	90	213	10	56	24	50	27,0	8	6305-ZZ	6204-ZZ	25*40*7	20*30*7
2,2	4	Q2H100L4B	Aluminium	172	349	1xM25	140	160	100	233	12	63	28	60	31,0	8	6306-ZZ	6205-ZZ	30*47*7	25*40*7
2,2	6	Q2H112M6C	Aluminium	210	396	1xM25	140	190	112	265	12	70	28	60	31,0	8	6306-ZZ	6206-ZZ	30*47*7	30*47*7
3	2	Q2H100L2C	Aluminium	172	349	1xM25	140	160	100	233	12	63	28	60	31,0	8	6306-ZZ	6205-ZZ	30*47*7	25*40*7
3	4	Q2H100L4C	Aluminium	172	384	1xM25	140	160	100	233	12	63	28	60	31,0	8	6306-ZZ	6205-ZZ	30*47*7	25*40*7
3	6	Q2H132S6A	Aluminium	260	481	1xM32	140-178	216	132	312	12	89	38	80	41,0	10	6208-ZZ	6208-ZZ	40*62*10	40*62*10
4	2	Q2H112M2B	Aluminium	191	399	1xM25	140	190	112	254	12	70	28	60	31,0	8	6306-ZZ	6205-ZZ	30*47*7	25*40*7
4	4	Q2H112M4C	Aluminium	191	399	1xM25	140	190	112	254	12	70	28	60	31,0	8	6306-ZZ	6205-ZZ	30*47*7	25*40*7
4	6	Q2H132M6A	Aluminium	260	481	1xM32	140-178	216	132	312	12	89	38	80	41,0	10	6208-ZZ	6208-ZZ	40*62*10	40*62*10
5,5	2	Q2H132S2B	Aluminium	210	422	1xM25	140-178	216	132	283	12	89	38	80	41,0	10	6208-ZZ	6206-ZZ	40*62*10	30*47*7
5,5	4	Q2H132S4A	Aluminium	210	422	1xM25	140-178	216	132	283	12	89	38	80	41,0	10	6208-2Z	6206-2Z	40*62*10	30*47*7
5,5	6	Q2H132M6B	Aluminium	260	481	1xM32	140-178	216	132	312	12	89	38	80	41,0	10	6208-ZZ	6208-ZZ	40*62*10	40*62*10

(1) Toleranslar 28 mm'ye kadar DIN EN 50347 "j6", 28 mm ve üzeri "k6" / Tolerance DIN EN 50347 "j6" up to 28mm, "k6" above 28mm
(2) DIN 6885'e göre / According to DIN 6885

				Ana Boyutlar Main Dimensions			Ayaklı Motorlar Foot Mounted Motors						Mil Shaft				Rulman Bearing		Keçe Seal	
Güç Power (kW)	Kutup sayısı Number of Poles	Motor Tipi Motor Type	Gövde Tipi Housing Type	AC	L	O	B	A	H	HD	K	C	D(1)	E	GA	F(2)	Kasnak Tarafı Drive Side	Kasnak Tarafı Aksi Non drive Side	Kasnak Tarafı Drive Side	Kasnak Tarafı Aksi Non drive Side
7,5	2	Q2H132S2C	Aluminium	210	422	1xM25	140-178	216	132	283	12	89	38	80	41,0	10	6208-ZZ	6206-ZZ	40*62*10	30*47*7
7,5	4	Q2H132M4C	Aluminium	260	481	1xM32	140-178	216	132	312	12	89	38	80	41,0	10	6208-ZZ	6208-ZZ	40*62*10	40*62*10
7,5	6	Q2H160M6B	Aluminium	305	591	1xM32	210-254	254	160	368	14,5	108	42	110	45,0	12	6309-ZZ	6209-ZZ	45*72*10	45*72*10
11	2	Q2H160M2B	Aluminium	260	520	1xM32	210-254	254	160	351	14,5	108	42	110	45,0	12	6309-ZZ	6208-ZZ	45*72*10	40*62*10
11	4	Q2H160M4C	Aluminium	260	520	1xM32	210-254	254	160	351	14,5	108	42	110	45,0	12	6309-ZZ	6208-ZZ	45*72*10	40*62*10
11	6	Q2H160L6B	Aluminium	305	591	1xM32	210-254	254	160	368	14,5	108	42	110	45,0	12	6309-ZZ	6209-ZZ	45*72*10	45*72*10
15	2	Q2H160M2C	Aluminium	260	520	1xM32	210-254	254	160	351	14,5	108	42	110	45,0	12	6309-ZZ	6208-ZZ	45*72*10	40*62*10
15	4	Q2H160L4B	Aluminium	260	520	1xM32	210-254	254	160	351	14,5	108	42	110	45,0	12	6309-ZZ	6208-ZZ	45*72*10	40*62*10
15	6	Q2H180L6A	Aluminium	349	696	1xM40	241-279	279	180	437	14,5	121	48	110	51,5	14	6310-ZZ	6310-ZZ	50*80*10	50*80*10
18,5	2	Q2H160M2D	Aluminium	260	520	1xM32	210-254	254	160	351	14,5	108	42	110	45,0	12	6309-ZZ	6208-ZZ	45*72*10	40*62*10
18,5	4	Q2H180M4A	Aluminium	305	596	1xM32	241-279	279	180	398	14,5	121	48	110	51,5	14	6310-ZZ	6209-ZZ	50*80*10	45*72*10
18,5	6	Q2H200L6B	Aluminium	349	706	1xM50	305	318	200	455	18,5	133	55	110	59,0	16	6312-ZZ	6310-ZZ	60*90*10	60*90*10
22	2	Q2H180M2A	Aluminium	305	596	1xM32	241-279	279	180	398	14,5	121	48	110	51,5	14	6310-ZZ	6209-ZZ	50*80*10	45*72*10
22	4	Q2H180M4B	Aluminium	305	596	1xM32	241-279	279	180	398	14,5	121	48	110	51,5	14	6310-ZZ	6209-ZZ	50*80*10	45*72*10
22	6	Q2H200L6C	Aluminium	349	706	1xM50	267-305	318	200	455	18,5	133	55	110	59,0	16	6312-ZZ	6310-ZZ	60*90*10	60*90*10
30	2	Q2H200L2B	Aluminium	349	706	1xM50	267-305	318	200	455	18,5	133	55	110	59,0	16	6312-ZZ	6310-ZZ	60*90*10	60*90*10
30	4	Q2H200L4C	Aluminium	349	706	1xM50	267-305	318	200	455	18,5	133	55	110	59,0	16	6312-ZZ	6310-ZZ	60*90*10	60*90*10
30	6	Q2E225M6B	Aluminium	456	765	1xM50	286-311	356	225	485	18,5	149	60	140	64,0	18	6313-ZZ	6313-ZZ	65*100*13	65*100*13
37	2	Q2H200L2C	Aluminium	349	706	1xM50	305	318	200	455	18,5	133	55	110	59,0	16	6312-ZZ	6310-ZZ	60*90*10	60*90*10
37	4	Q2E225M4A	Aluminium	456	765	1xM50	286-311	356	225	485	18,5	149	60	140	64,0	18	6313-ZZ	6313-ZZ	65*100*13	65*100*13
45	2	Q2E225M2B	Aluminium	456	735	1xM50	286-311	356	225	485	18,5	149	55	110	59,0	16	6313-ZZ	6313-ZZ	65*100*13	65*100*13
45	4	Q2E225M4B	Aluminium	456	765	1xM50	286-311	356	225	485	18,5	149	60	140	64,0	18	6313-ZZ	6313-ZZ	65*100*13	65*100*13
55	2	Q2E250M2A	Aluminium	527	886	2*M50	349	406	250	615	24	149	60	140	64,0	18	6315-2Z	6313-2Z	75*112*12	65*100*13
55	2	Q2E250M2A	Cast Iron	489	893	1xM50	349	406	250	616	24	149	60	140	69,0	18	6316-Z	6316-Z	80*100*10	80*100*10
55	4	Q2E250M4A	Cast Iron	489	893	1xM50	349	406	250	616	24	149	65	140	69,0	18	6316-Z	6316-Z	80*100*10	80*100*10
75	2	Q2EP280M2B	Cast Iron	489	1025	1xM50	419	457	280	647	24	190	65	140	69,0	18	6316-Z	6316-Z	80*100*10	80*100*10
75	4	Q2EP280M4B	Cast Iron	489	1025	1xM50	419	457	280	647	24	190	75	140	79,5	20	6316-Z	6316-Z	80*100*10	80*100*10
90	2	Q2EP280M2C	Cast Iron	489	1025	1xM50	419	457	280	647	24	190	65	140	69,0	18	6316-Z	6316-Z	80*100*10	80*100*10
90	4	Q2EP280M4C	Cast Iron	489	1025	1xM50	419	457	280	647	24	190	75	140	79,5	20	6316-Z	6316-Z	80*100*10	80*100*10
110	2	Q2EP315S2C	Cast Iron	630	1180	2*M63	406	508	315	845	28	216	65	140	69	18	6317	6317	85*105*5.5	85*105*5.5
110	4	Q2EP315S4C	Cast Iron	630	1210	2*M63	406	508	315	845	28	216	80	170	85	22	6319	6319	95*115*5.5	95*115*5.5
132	2	Q2EP315M2C	Cast Iron	630	1290	2*M63	457	508	315	845	28	216	65	140	69	18	6317	6317	85*105*5.5	85*105*5.5
132	4	Q2EP315M4C	Cast Iron	630	1320	2*M63	457	508	315	845	28	216	80	170	85	22	6319	6319	95*115*5.5	95*115*5.5
160	2	Q2EP315L2C	Cast Iron	630	1290	2*M63	508	508	315	845	28	216	65	140	69	18	6317	6317	85*105*5.5	85*105*5.5
160	4	Q2EP315L4C	Cast Iron	630	1320	2*M63	508	508	315	845	28	216	80	170	85	22	6319	6319	95*115*5.5	95*115*5.5
200	2	Q2EP315L2D	Cast Iron	630	1290	2*M63	508	508	315	845	28	216	65	140	69	18	6317	6317	85*105*5.5	85*105*5.5
200	4	Q2EP315L4D	Cast Iron	630	1320	2*M63	508	508	315	845	28	216	80	170	85	22	6319	6319	95*115*5.5	95*115*5.5
250	2	Q2EP355M2C	Cast Iron	710	1486	4*M63	560	610	355	956	28	254	75	140	80	20	6317	6317	85*105*5.5	85*105*5.5
250	4	Q2EP355M4C	Cast Iron	710	1517	4*M63	560	610	355	956	28	254	95	170	100	25	6322	6322	110*130*5.5	110*130*5.5
315	2	Q2EP355L2C	Cast Iron	710	1486	4*M63	630	610	355	956	28	254	75	140	80	20	6317	6317	85*105*5.5	85*105*5.5
315	4	Q2EP355L4C	Cast Iron	710	1517	4*M63	630	610	355	956	28	254	95	170	100	25	6322	6322	110*130*5.5	110*130*5.5
355	2	Q2EP355L2D	Cast Iron	710	1486	4*M63	630	610	355	956	28	254	75	140	80	20	6317	6317	85*105*5.5	85*105*5.5
355	4	Q2EP355L4D	Cast Iron	710	1517	4*M63	630	610	355	956	28	254	95	170	100	25	6322	6322	110*130*5.5	110*130*5.5

(1) Toleranslar 28 mm'ye kadar DIN EN 50347 "j6", 28 mm ve üzeri "k6" / Tolerance DIN EN 50347 "j6" up to 28mm, "k6" above 28mm
(2) DIN 6885'e göre / According to DIN 6885

BOYUTLAR - B5, B35 / DIMENSION - B5, B35

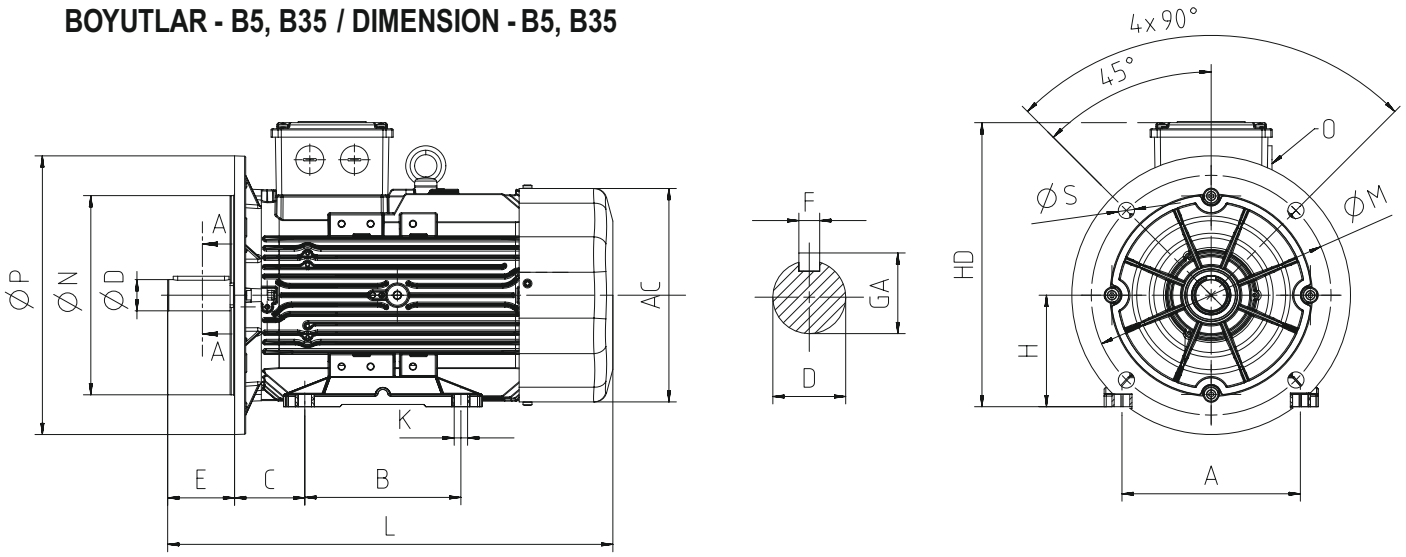

				Ana Boyutlar Main Dimensions			Ayaklı Motorlar Foot Mounted Motors					Mil Shaft				Rulman Bearing		Keçe Seal		Flanş (FA) (B5) Flange (FA) (B5)				
Güç Power (kW)	Kutup sayısı Number of Poles	Motor Tipi Motor Type	Gövde Tipi Housing Type	AC	L	O	B	A	H	HD	K	D(1)	E	GA	F(2)	Kasnak Tarafı Drive Side	Kasnak Tarafı Aksi Non drive Side	Kasnak Tarafı Drive Side	Kasnak Tarafı Aksi Non drive Side	P	N(3)	M	R	S
0,12	4	Q2E63M4A	Aluminium	123	220	1xM20	80	100	63	162	7	11	23	12,5	4	6201-ZZ	6201-ZZ	12*22*7	12*22*7	140	95	115	-	10
0,18	2	Q2E63M2A	Aluminium	123	220	1xM20	80	100	63	162	7	11	23	12,5	4	6201-ZZ	6201-ZZ	12*22*7	12*22*7	140	95	115	-	10
0,18	4	Q2E63M4B	Aluminium	123	220	1xM20	80	100	63	162	7	11	23	12,5	4	6201-ZZ	6201-ZZ	12*22*7	12*22*7	140	95	115	-	10
0,25	2	Q2E63M2B	Aluminium	123	220	1xM20	80	100	63	162	7	11	23	12,5	4	6201-2Z	6201-2Z	12*22*7	12*22*7	140	95	115	-	10
0,25	4	Q2E71M4A	Aluminium	138	253	1xM20	90	112	71	190	7	14	30	16,0	5	6202-ZZ	6202-ZZ	15*24*5	15*24*5	160	110	130	-	10
0,37	2	Q2E71M2A	Aluminium	138	253	1xM20	90	112	71	190	7	14	30	16,0	5	6202-ZZ	6202-ZZ	15*24*5	15*24*5	160	110	130	-	10
0,37	4	Q2E71M4B	Aluminium	138	253	1xM20	90	112	71	190	7	14	30	16,0	5	6202-ZZ	6202-ZZ	15*24*5	15*24*5	160	110	130	-	10
0,55	2	Q2E71M2B	Aluminium	138	253	1xM20	90	112	71	190	7	14	30	16,0	5	6202-ZZ	6202-ZZ	15*24*5	15*24*5	160	110	130	-	10
0,55	4	Q2H80M4B	Aluminium	158	268	1xM20	100	125	80	216	10	19	40	21,5	6	6204-ZZ	6204-ZZ	20*30*7	20*30*7	200	130	165	-	12
0,75	2	Q2H80M2B	Aluminium	158	268	1xM20	100	125	80	216	10	19	40	21,5	6	6204-ZZ	6204-ZZ	20*30*7	20*30*7	200	130	165	-	12
0,75	4	Q2H80M4C	Aluminium	158	268	1xM20	100	125	80	216	10	1 9	40	21,5	6	6204-ZZ	6204-ZZ	20*30*7	20*30*7	200	130	165	-	12
0,75	6	Q2H90S6B	Aluminium	172	344	1xM25	100-125	140	90	223	10	24	50	27,0	8	6305-ZZ	6205-ZZ	25*40*7	25*40*7	200	130	165	-	12
1,1	2	Q2H80M2C	Aluminium	158	268	1xM20	100	125	80	216	10	19	40	21,5	6	6204-ZZ	6204-ZZ	20*30*7	20*30*7	200	130	165	-	12
1,1	4	Q2H90L4C	Aluminium	158	278	1xM25	100-125	140	90	213	10	24	50	27,0	8	6305-ZZ	6204-ZZ	25*40*7	20*30*7	200	130	165	-	12
1,1	6	Q2H90L6B	Aluminium	172	344	1xM25	100-125	140	90	223	10	24	50	27,0	8	6305-ZZ	6205-ZZ	25*40*7	25*40*7	200	130	165	-	12
1,5	2	Q2H90L2B	Aluminium	158	278	1xM25	100-125	140	90	213	10	24	50	27,0	8	6305-ZZ	6204-ZZ	25*40*7	20*30*7	200	130	165	-	12
1,5	4	Q2H90L4C	Aluminium	158	303	1xM25	100-125	140	90	213	10	24	50	27,0	8	6305-ZZ	6204-ZZ	25*40*7	20*30*7	200	130	165	-	12
1,5	6	Q2H100L6C	Aluminium	191	400	1xM25	140	160	100	243	12	28	60	31,0	8	6306-ZZ	6205-ZZ	30*47*7	30*47*7	250	180	215	-	14,5
2,2	2	Q2H90L2D	Aluminium	158	303	1xM25	100-125	140	90	213	10	24	50	27,0	8	6305-ZZ	6204-ZZ	25*40*7	20*30*7	200	130	165	-	12
2,2	4	Q2H100L4B	Aluminium	172	349	1xM25	140	160	100	233	12	28	60	31,0	8	6306-ZZ	6205-ZZ	30*47*7	25*40*7	250	180	215	-	14,5
2,2	6	Q2H112M6C	Aluminium	210	396	1xM25	140	190	112	265	12	28	60	31,0	8	6306-ZZ	6206-ZZ	30*47*7	30*47*7	250	180	215	-	14,5
3	2	Q2H100L2C	Aluminium	172	349	1xM25	140	160	100	233	12	28	60	31,0	8	6306-ZZ	6205-ZZ	30*47*7	25*40*7	250	180	215	-	14,5
3	4	Q2H100L4C	Aluminium	172	384	1xM25	140	160	100	233	12	28	60	31,0	8	6306-ZZ	6205-ZZ	30*47*7	25*40*7	250	180	215	-	14,5
3	6	Q2H132S6A	Aluminium	260	481	1xM32	140-178	216	132	312	12	38	80	41,0	10	6208-ZZ	6208-ZZ	40*62*10	40*62*10	300	230	265	-	14,5
4	2	Q2H112M2B	Aluminium	191	399	1xM25	140	190	112	254	12	28	60	31,0	8	6306-ZZ	6205-ZZ	30*47*7	25*40*7	250	180	215	-	14,5
4	4	Q2H112M4C	Aluminium	191	399	1xM25	140	190	112	254	12	28	60	31,0	8	6306-ZZ	6205-ZZ	30*47*7	25*40*7	250	180	215	-	14,5
4	6	Q2H132M6A	Aluminium	260	481	1xM32	140-178	216	132	312	12	38	80	41,0	10	6208-ZZ	6208-ZZ	40*62*10	40*62*10	300	230	265	-	14,5
5,5	2	Q2H132S2B	Aluminium	210	422	1xM25	140-178	216	132	283	12	38	80	41,0	10	6208-ZZ	6206-ZZ	40*62*10	30*47*7	300	230	265	-	14,5
5,5	4	Q2H132S4A	Aluminium	210	422	1xM25	140-178	216	132	283	12	38	80	41,0	10	6208-2Z	6206-2Z	40*62*10	30*47*7	300	230	265	-	14,5
5,5	6	Q2H132M6B	Aluminium	260	481	1xM32	140-178	216	132	312	12	38	80	41,0	10	6208-ZZ	6208-ZZ	40*62*10	40*62*10	300	230	265	-	14,5

(1) Toleranslar 28 mm'ye kadar DIN EN 50347 "j6", 28 mm ve üzeri "k6" / Tolerance DIN EN 50347 "j6" up to 28mm, "k6" above 28mm
(2) DIN 6885'e göre / According to DIN 6885
(3) Tolerans DIN EN 50347 "j6" / Tolerance DIN EN 50347 "j6"

				Ana Boyutlar Main Dimensions			Ayaklı Motorlar Foot Mounted Motors					Mil Shaft				Rulman Bearing		Keçe Seal		Flanş (FA) (B5) Flange (FA) (B5)				
Güç Power (kW)	Kutup sayısı Number of Poles	Motor Tipi Motor Type	Gövde Tipi Housing Type	AC	L	O	B	A	H	HD	K	D(1)	E	GA	F(2)	Kasnak Tarafı Drive Side	Kasnak Tarafı Aksi Non drive Side	Kasnak Tarafı Drive Side	Kasnak Tarafı Aksi Non drive Side	P	N(3)	M	R	S
7,5	2	Q2H132S2C	Aluminium	210	422	1xM25	140-178	216	132	283	12	38	80	41,0	10	6208-ZZ	6206-ZZ	40*62*10	30*47*7	300	230	265	-	14,5
7,5	4	Q2H132M4C	Aluminium	260	481	1xM32	140-178	216	132	312	12	38	80	41,0	10	6208-ZZ	6208-ZZ	40*62*10	40*62*10	300	230	265	-	14,5
7,5	6	Q2H160M6B	Aluminium	305	591	1xM32	210-254	254	160	368	14,5	42	110	45,0	12	6309-ZZ	6209-ZZ	45*72*10	45*72*10	350	250	300	-	18,5
11	2	Q2H160M2B	Aluminium	260	520	1xM32	210-254	254	160	351	14,5	42	110	45,0	12	6309-ZZ	6208-ZZ	45*72*10	40*62*10	350	250	300	-	18,5
11	4	Q2H160M4C	Aluminium	260	520	1xM32	210-254	254	160	351	14,5	42	110	45,0	12	6309-ZZ	6208-ZZ	45*72*10	40*62*10	350	250	300	-	18,5
11	6	Q2H160L6B	Aluminium	305	591	1xM32	210-254	254	160	368	14,5	42	110	45,0	12	6309-ZZ	6209-ZZ	45*72*10	45*72*10	350	250	300	-	18,5
15	2	Q2H160M2C	Aluminium	260	520	1xM32	210-254	254	160	351	14,5	42	110	45,0	12	6309-ZZ	6208-ZZ	45*72*10	40*62*10	350	250	300	-	18,5
15	4	Q2H160L4B	Aluminium	260	520	1xM32	210-254	254	160	351	14,5	42	110	45,0	12	6309-ZZ	6208-ZZ	45*72*10	40*62*10	350	250	300	-	18,5
15	6	Q2H180L6A	Aluminium	349	696	1xM40	241-279	279	180	437	14,5	48	110	51,5	14	6310-ZZ	6310-ZZ	50*80*10	50*80*10	350	250	300	-	18,5
18,5	2	Q2H160M2D	Aluminium	260	520	1xM32	210-254	254	160	351	14,5	42	110	45,0	12	6309-ZZ	6208-ZZ	45*72*10	40*62*10	350	250	300	-	18,5
18,5	4	Q2H180M4A	Aluminium	305	596	1xM32	241-279	279	180	398	14,5	48	110	51,5	14	6310-ZZ	6209-ZZ	50*80*10	45*72*10	350	250	300	-	18,5
18,5	6	Q2H200L6B	Aluminium	349	706	1xM50	305	318	200	455	18,5	55	110	59,0	16	6312-ZZ	6310-ZZ	60*90*10	60*90*10	400	300	350	-	18,5
22	2	Q2H180M2A	Aluminium	305	596	1xM32	241-279	279	180	398	14,5	48	110	51,5	14	6310-ZZ	6209-ZZ	50*80*10	45*72*10	350	250	300	-	18,5
22	4	Q2H180M4B	Aluminium	305	596	1xM32	241-279	279	180	398	14,5	48	110	51,5	14	6310-ZZ	6209-ZZ	50*80*10	45*72*10	350	250	300	-	18,5
22	6	Q2H200L6C	Aluminium	349	706	1xM50	267-305	318	200	455	18,5	55	110	59,0	16	6312-ZZ	6310-ZZ	60*90*10	60*90*10	400	300	350	-	18,5
30	2	Q2H200L2B	Aluminium	349	706	1xM50	267-305	318	200	455	18,5	55	110	59,0	16	6312-ZZ	6310-ZZ	60*90*10	60*90*10	400	300	350	-	18,5
30	4	Q2H200L4C	Aluminium	349	706	1xM50	267-305	318	200	455	18,5	55	110	59,0	16	6312-ZZ	6310-ZZ	60*90*10	60*90*10	400	300	350	-	18,5
30	6	Q2E225M6B	Aluminium	456	765	1xM50	286-311	356	225	485	18,5	60	140	64,0	18	6313-ZZ	6313-ZZ	65*100*13	65*100*13	450	350	400	-	18,5
37	2	Q2H200L2C	Aluminium	349	706	1xM50	267-305	318	200	455	18,5	55	110	59,0	16	6312-ZZ	6310-ZZ	60*90*10	60*90*10	400	300	350	-	18,5
37	4	Q2E225M4A	Aluminium	456	765	1xM50	286-311	356	225	485	18,5	60	140	64,0	18	6313-ZZ	6313-ZZ	65*100*13	65*100*13	450	350	400	-	18,5
45	2	Q2E225M2B	Aluminium	456	735	1xM50	286-311	356	225	485	18,5	55	110	59,0	16	6313-ZZ	6313-ZZ	65*100*13	65*100*13	450	350	400	-	18,5
45	4	Q2E225M4B	Aluminium	456	765	1xM50	286-311	356	225	485	18,5	60	140	64,0	18	6313-ZZ	6313-ZZ	65*100*13	65*100*13	450	350	400	-	18,5
55	2	Q2E250M2A	Aluminium	527	886	2*M50	349	406	250	615	24	60	140	18	64	6315-2Z	6313-2Z	75*112*12	65*100*13	550	450	500	-	18,5
55	2	Q2E250M2A	Cast Iron	489	893	1xM50	349	406	250	616	24	60	140	69,0	18	6316-Z	6316-Z	80*100*10	80*100*10	550	450	500	-	18,5
55	4	Q2E250M4A	Cast Iron	489	893	1xM50	349	406	250	616	24	65	140	69,0	18	6316-Z	6316-Z	80*100*10	80*100*10	550	450	500	-	18,5
75	2	Q2EP280M2B	Cast Iron	489	1025	1xM50	419	457	280	647	24	65	140	69,0	18	6316-Z	6316-Z	80*100*10	80*100*10	550	450	500	-	18,5
75	4	Q2EP280M4B	Cast Iron	489	1025	1xM50	419	457	280	647	24	75	140	79,5	20	6316-Z	6316-Z	80*100*10	80*100*10	550	450	500	-	18,5
90	2	Q2EP280M2C	Cast Iron	489	1025	1xM50	419	457	280	647	24	65	140	69,0	18	6316-Z	6316-Z	80*100*10	80*100*10	550	450	500	-	18,5
90	4	Q2EP280M4C	Cast Iron	489	1025	1xM50	419	457	280	647	24	75	140	79,5	20	6316-Z	6316-Z	80*100*10	80*100*10	550	450	500	-	18,5
110	2	Q2EP315S2C	Cast Iron	630	1180	2*M63	406	508	315	845	28	216	65	140	69	6317	6317	85*105*5.5	85*105*5.5	660	550	600	-	24
110	4	Q2EP315S4C	Cast Iron	630	1210	2*M63	406	508	315	845	28	216	80	170	85	6319	6319	95*115*5.5	95*115*5.5	660	550	600	-	24
132	2	Q2EP315M2C	Cast Iron	630	1290	2*M63	457	508	315	845	28	216	65	140	69	6317	6317	85*105*5.5	85*105*5.5	660	550	600	-	24
132	4	Q2EP315M4C	Cast Iron	630	1320	2*M63	457	508	315	845	28	216	80	170	85	6319	6319	95*115*5.5	95*115*5.5	660	550	600	-	24
160	2	Q2EP315L2C	Cast Iron	630	1290	2*M63	508	508	315	845	28	216	65	140	69	6317	6317	85*105*5.5	85*105*5.5	660	550	600	-	24
160	4	Q2EP315L4C	Cast Iron	630	1320	2*M63	508	508	315	845	28	216	80	170	85	6319	6319	95*115*5.5	95*115*5.5	660	550	600	-	24
200	2	Q2EP315L2D	Cast Iron	630	1290	2*M63	508	508	315	845	28	216	65	140	69	6317	6317	85*105*5.5	85*105*5.5	660	550	600	-	24
200	4	Q2EP315L4D	Cast Iron	630	1320	2*M63	508	508	315	845	28	216	80	170	85	6319	6319	95*115*5.5	95*115*5.5	660	550	600	-	24
250	2	Q2EP355M2C	Cast Iron	710	1486	4*M63	560	610	355	956	28	254	75	140	80	6317	6317	85*105*5.5	85*105*5.5	800	680	740	-	24
250	4	Q2EP355M4C	Cast Iron	710	1517	4*M63	560	610	355	956	28	254	95	170	100	6322	6322	110*130*5.5	110*130*5.5	800	680	740	-	24
315	2	Q2EP355L2C	Cast Iron	710	1486	4*M63	630	610	355	956	28	254	75	140	80	6317	6317	85*105*5.5	85*105*5.5	800	680	740	-	24
315	4	Q2EP355L4C	Cast Iron	710	1517	4*M63	630	610	355	956	28	254	95	170	100	6322	6322	110*130*5.5	110*130*5.5	800	680	740	-	24
355	2	Q2EP355L2D	Cast Iron	710	1486	4*M63	630	610	355	956	28	254	75	140	80	6317	6317	85*105*5.5	85*105*5.5	800	680	740	-	24
355	4	Q2EP355L4D	Cast Iron	710	1517	4*M63	630	610	355	956	28	254	95	170	100	6322	6322	110*130*5.5	110*130*5.5	800	680	740	-	24

BOYUTLAR - B14a, B34a / DIMENSION - B14a, B34a

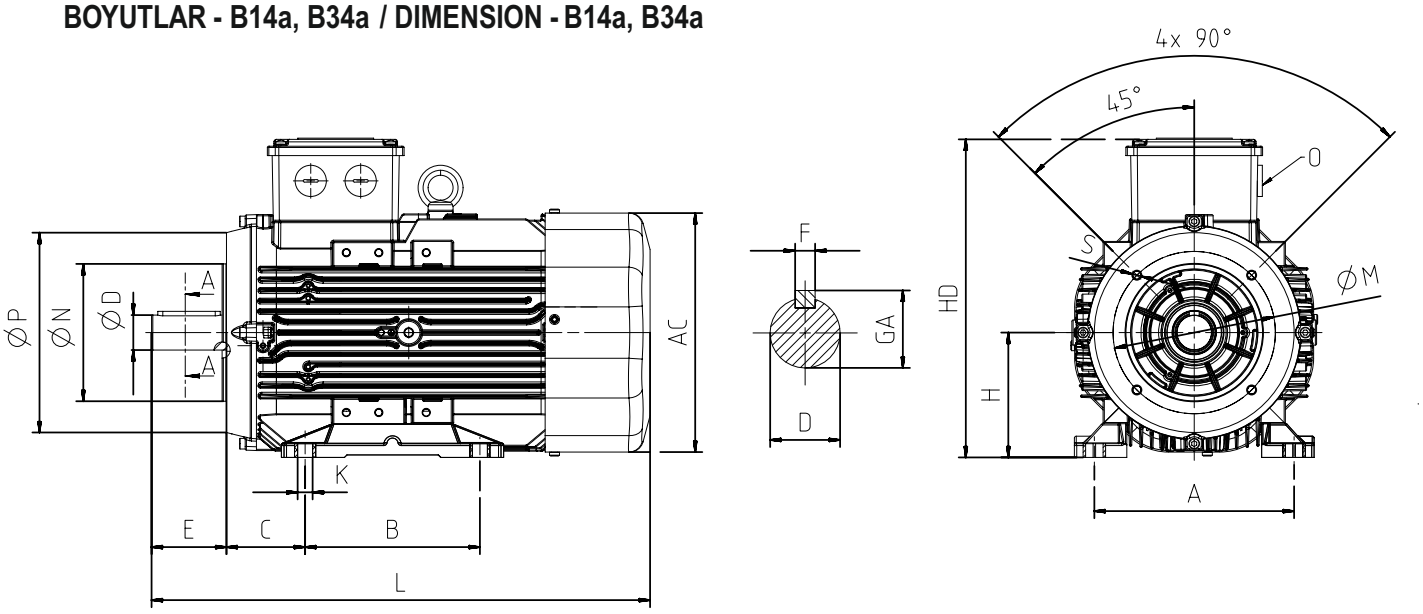

				Ana Boyutlar Main Dimensions			Ayaklı Motorlar Foot Mounted Motors					Mil Shaft				Rulman Bearing		Keçe Seal		Flanş (FC) (B14a) Flange (FC) (B14a)				
Güç Power (kW)	Kutup sayısı Number of Poles	Motor Tipi Motor Type	Gövde Tipi Housing Type	AC	L	O	B	A	H	HD	K	D(1)	E	GA	F(2)	Kasnak Tarafı Drive Side	Kasnak Tarafı Aksi Non drive Side	Kasnak Tarafı Drive Side	Kasnak Tarafı Aksi Non drive Side	P	N(3)	M	R	S
0,12	4	Q2E63M4A	Aluminium	123	220	1xM20	80	100	63	162	7	11	23	12,5	4	6201-ZZ	6201-ZZ	12*22*7	12*22*7	90	60	75	-	M5
0,18	2	Q2E63M2A	Aluminium	123	220	1xM20	80	100	63	162	7	11	23	12,5	4	6201-ZZ	6201-ZZ	12*22*7	12*22*7	90	60	75	-	M5
0,18	4	Q2E63M4B	Aluminium	123	220	1xM20	80	100	63	162	7	11	23	12,5	4	6201-ZZ	6201-ZZ	12*22*7	12*22*7	90	60	75	-	M5
0,25	2	Q2E63M2B	Aluminium	123	220	1xM20	80	100	63	162	7	11	23	12,5	4	6201-2Z	6201-2Z	12*22*7	12*22*7	90	60	75	-	M5
0,25	4	Q2E71M4A	Aluminium	138	253	1xM20	90	112	71	190	7	14	30	16,0	5	6202-ZZ	6202-ZZ	15*24*5	15*24*5	105	70	85	-	M6
0,37	2	Q2E71M2A	Aluminium	138	253	1xM20	90	112	71	190	7	14	30	16,0	5	6202-ZZ	6202-ZZ	15*24*5	15*24*5	105	70	85	-	M6
0,37	4	Q2E71M4B	Aluminium	138	253	1xM20	90	112	71	190	7	14	30	16,0	5	6202-ZZ	6202-ZZ	15*24*5	15*24*5	105	70	85	-	M6
0,55	2	Q2E71M2B	Aluminium	138	253	1xM20	90	112	71	190	7	14	30	16,0	5	6202-ZZ	6202-ZZ	15*24*5	15*24*5	105	70	85	-	M6
0,55	4	Q2H80M4B	Aluminium	158	268	1xM20	100	125	80	216	10	19	40	21,5	6	6204-ZZ	6204-ZZ	20*30*7	20*30*7	120	80	100	-	M6
0,75	2	Q2H80M2B	Aluminium	158	268	1xM20	100	125	80	216	10	19	40	21,5	6	6204-ZZ	6204-ZZ	20*30*7	20*30*7	120	80	100	-	M6
0,75	4	Q2H80M4C	Aluminium	158	268	1xM20	100	125	80	216	10	19	40	21,5	6	6204-ZZ	6204-ZZ	20*30*7	20*30*7	120	80	100	-	M6
0,75	6	Q2H90S6B	Aluminium	172	344	1xM25	100-125	140	90	223	10	24	50	27,0	8	6305-ZZ	6205-ZZ	25*40*7	25*40*7	140	95	115	-	M8
1,1	2	Q2H80M2C	Aluminium	158	268	1xM20	100	125	80	216	10	19	40	21,5	6	6204-ZZ	6204-ZZ	20*30*7	20*30*7	120	80	100	-	M6
1,1	4	Q2H90L4C	Aluminium	158	278	1xM25	100-125	140	90	213	10	24	50	27,0	8	6305-ZZ	6204-ZZ	25*40*7	20*30*7	140	95	115	-	M8
1,1	6	Q2H90L6C	Aluminium	172	344	1xM25	100-125	140	90	223	10	24	50	27,0	8	6305-ZZ	6205-ZZ	25*40*7	25*40*7	140	95	115	-	M8
1,5	2	Q2H90L2B	Aluminium	158	278	1xM25	100-125	140	90	213	10	24	50	27,0	8	6305-ZZ	6204-ZZ	25*40*7	20*30*7	140	95	115	-	M8
1,5	4	Q2H90L4C	Aluminium	158	303	1xM25	100-125	140	90	213	10	24	50	27,0	8	6305-ZZ	6204-ZZ	25*40*7	20*30*7	140	95	115	-	M8
1,5	6	Q2H100L6C	Aluminium	191	400	1xM25	140	160	100	243	12	28	60	31,0	8	6306-ZZ	6205-ZZ	30*47*7	30*47*7	160	110	130	-	M8
2,2	2	Q2H90L2D	Aluminium	158	303	1xM25	100-125	140	90	213	10	24	50	27,0	8	6305-ZZ	6204-ZZ	25*40*7	20*30*7	140	95	115	-	M8
2,2	4	Q2H100L4B	Aluminium	172	349	1xM25	140	160	100	233	12	28	60	31,0	8	6306-ZZ	6205-ZZ	30*47*7	25*40*7	160	110	130	-	M8
2,2	6	Q2H112M6C	Aluminium	210	396	1xM25	140	190	112	265	12	28	60	31,0	8	6306-ZZ	6206-ZZ	30*47*7	30*47*7	160	110	130	-	M8
3	2	Q2H100L2C	Aluminium	172	349	1xM25	140	160	100	233	12	28	60	31,0	8	6306-ZZ	6205-ZZ	30*47*7	25*40*7	160	110	130	-	M8
3	4	Q2H100L4C	Aluminium	172	384	1xM25	140	160	100	233	12	28	60	31,0	8	6306-ZZ	6205-ZZ	30*47*7	25*40*7	160	110	130	-	M8
3	6	Q2H132S6A	Aluminium	260	481	1xM32	140-178	216	132	312	12	38	80	41,0	10	6208-ZZ	6208-ZZ	40*62*10	40*62*10	200	130	165	-	M10
4	2	Q2H112M2B	Aluminium	191	399	1xM25	140	190	112	254	12	28	60	31,0	8	6306-ZZ	6205-ZZ	30*47*7	25*40*7	160	110	130	-	M8
4	4	Q2H112M4C	Aluminium	191	399	1xM25	140	190	112	254	12	28	60	31,0	8	6306-ZZ	6205-ZZ	30*47*7	25*40*7	160	110	130	-	M8
4	6	Q2H132M6A	Aluminium	260	481	1xM32	140-178	216	132	312	12	38	80	41,0	10	6208-ZZ	6208-ZZ	40*62*10	40*62*10	200	130	165	-	M10
5,5	2	Q2H132S2B	Aluminium	210	422	1xM25	140-178	216	132	283	12	38	80	41,0	10	6208-ZZ	6206-ZZ	40*62*10	30*47*7	200	130	165	-	M10
5,5	4	Q2H132S4A	Aluminium	210	422	1xM25	140-178	216	132	283	12	38	80	41,0	10	6208-2Z	6206-2Z	40*62*10	30*47*7	200	130	165	-	M10
5,5	6	Q2H132M6B	Aluminium	260	481	1xM32	140-178	216	132	312	12	38	80	41,0	10	6208-ZZ	6208-ZZ	40*62*10	40*62*10	200	130	165	-	M10
7,5	2	Q2H132S2C	Aluminium	210	422	1xM25	140-178	216	132	283	12	38	80	41,0	10	6208-ZZ	6206-ZZ	40*62*10	30*47*7	200	130	165	-	M10
7,5	4	Q2H132M4C	Aluminium	260	481	1xM32	140-178	216	132	312	12	38	80	41,0	10	6208-ZZ	6208-ZZ	40*62*10	40*62*10	200	130	165	-	M10

(1) Toleranslar 28 mm'ye kadar DIN EN 50347 "j6", 28 mm ve üzeri "k6" / Tolerance DIN EN 50347 "j6" up to 28mm, "k6" above 28mm
(2) DIN 6885'e göre / According to DIN 6885
(3) Tolerans DIN EN 50347 "j6" / Tolerance DIN EN 50347 "j6"

BOYUTLAR - B14b, B34b / DIMENSION - B14b, B34b

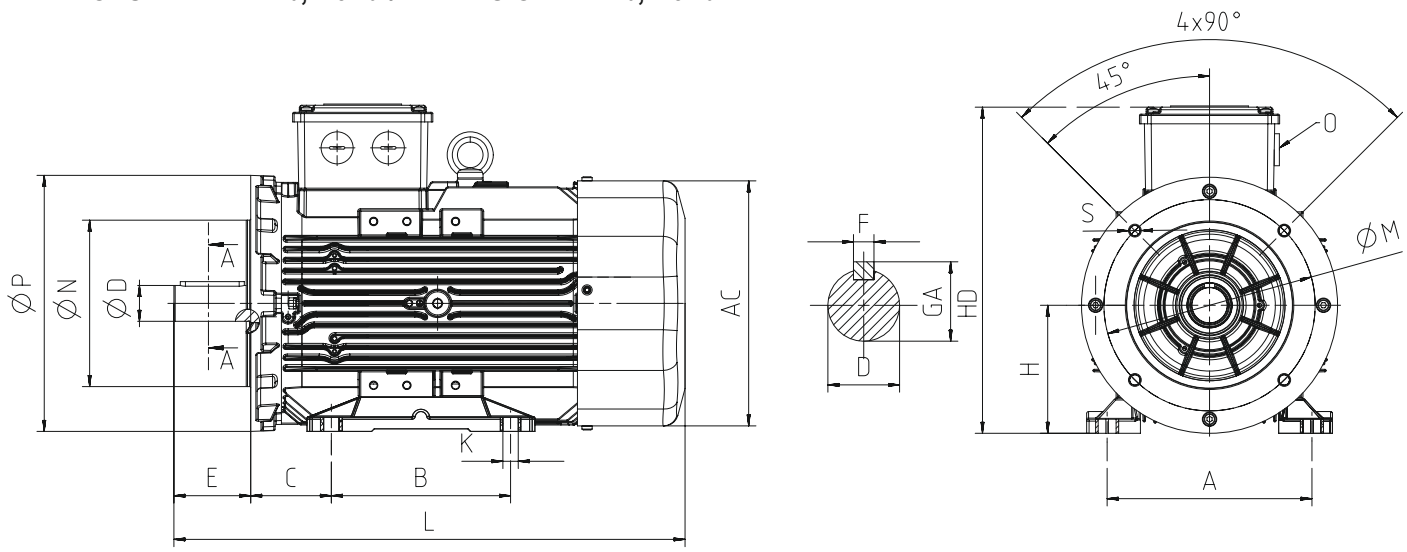

				Ana Boyutlar Main Dimensions			Ayaklı Motorlar Foot Mounted Motors					Mil Shaft				Rulman Bearing		Keçe Seal		Flanş (FB) (B14b) Flange (FB) (B14b)				
Güç Power (kW)	Kutup sayısı Number of Poles	Motor Tipi Motor Type	Gövde Tipi Housing Type	AC	L	O	B	A	H	HD	K	D(1)	E	GA	F(2)	Kasnak Tarafı Drive Side	Kasnak Tarafı Aksi Non drive Side	Kasnak Tarafı Drive Side	Kasnak Tarafı Aksi Non drive Side	P	N(3)	M	R	S
0,12	4	Q2E63M4A	Aluminium	123	220	1xM20	80	100	63	162	7	11	23	12,5	4	6201-ZZ	6201-ZZ	12*22*7	12*22*7	120	80	100	-	M6
0,18	2	Q2E63M2A	Aluminium	123	220	1xM20	80	100	63	162	7	11	23	12,5	4	6201-ZZ	6201-ZZ	12*22*7	12*22*7	120	80	100	-	M6
0,18	4	Q2E63M4B	Aluminium	123	220	1xM20	80	100	63	162	7	11	23	12,5	4	6201-ZZ	6201-ZZ	12*22*7	12*22*7	120	80	100	-	M6
0,25	2	Q2E63M2B	Aluminium	123	220	1xM20	80	100	63	162	7	11	23	12,5	4	6201-2Z	6201-2Z	12*22*7	12*22*7	120	80	100	-	M6
0,25	4	Q2E71M4A	Aluminium	138	253	1xM20	90	112	71	190	7	14	30	16,0	5	6202-ZZ	6202-ZZ	15*24*5	15*24*5	140	95	115	-	M8
0,37	2	Q2E71M2A	Aluminium	138	253	1xM20	90	112	71	190	7	14	30	16,0	5	6202-ZZ	6202-ZZ	15*24*5	15*24*5	140	95	115	-	M8
0,37	4	Q2E71M4B	Aluminium	138	253	1xM20	90	112	71	190	7	14	30	16,0	5	6202-ZZ	6202-ZZ	15*24*5	15*24*5	140	95	115	-	M8
0,55	2	Q2E71M2B	Aluminium	138	253	1xM20	90	112	71	190	7	14	30	16,0	5	6202-ZZ	6202-ZZ	15*24*5	15*24*5	140	95	115	-	M8
0,55	4	Q2H80M4B	Aluminium	158	268	1xM20	100	125	80	216	10	19	40	21,5	6	6204-ZZ	6204-ZZ	20*30*7	20*30*7	160	110	130	-	M8
0,75	2	Q2H80M2B	Aluminium	158	268	1xM20	100	125	80	216	10	19	40	21,5	6	6204-ZZ	6204-ZZ	20*30*7	20*30*7	160	110	130	-	M8
0,75	4	Q2H80M4C	Aluminium	158	268	1xM20	100	125	80	216	10	19	40	21,5	6	6204-ZZ	6204-ZZ	20*30*7	20*30*7	160	110	130	-	M8
0,75	6	Q2H90S6B	Aluminium	172	344	1xM25	100-125	140	90	223	10	24	50	27,0	8	6305-ZZ	6205-ZZ	25*40*7	25*40*7	160	110	130	-	M8
1,1	2	Q2H80M2C	Aluminium	158	268	1xM20	100	125	80	216	10	19	40	21,5	6	6204-ZZ	6204-ZZ	20*30*7	20*30*7	160	110	130	-	M8
1,1	4	Q2H90L4C	Aluminium	158	278	1xM25	100-125	140	90	213	10	24	50	27,0	8	6305-ZZ	6204-ZZ	25*40*7	20*30*7	160	110	130	-	M8
1,1	6	Q2H90L6C	Aluminium	172	344	1xM25	100-125	140	90	223	10	24	50	27,0	8	6305-ZZ	6205-ZZ	25*40*7	25*40*7	160	110	130	-	M8
1,5	2	Q2H90L2B	Aluminium	158	278	1xM25	100-125	140	90	213	10	24	50	27,0	8	6305-ZZ	6204-ZZ	25*40*7	20*30*7	160	110	130	-	M8
1,5	4	Q2H90L4C	Aluminium	158	303	1xM25	100-125	140	90	213	10	24	50	27,0	8	6305-ZZ	6204-ZZ	25*40*7	20*30*7	160	110	130	-	M8
1,5	6	Q2H100L6C	Aluminium	191	400	1xM25	140	160	100	243	12	28	60	31,0	8	6306-ZZ	6205-ZZ	30*47*7	30*47*7	200	130	165	-	M10
2,2	2	Q2H90L2D	Aluminium	158	303	1xM25	100-125	140	90	213	10	24	50	27,0	8	6305-ZZ	6204-ZZ	25*40*7	20*30*7	160	110	130	-	M8
2,2	4	Q2H100L4B	Aluminium	172	349	1xM25	140	160	100	233	12	28	60	31,0	8	6306-ZZ	6205-ZZ	30*47*7	25*40*7	200	130	165	-	M10
2,2	6	Q2H112M6C	Aluminium	210	396	1xM25	140	190	112	265	12	28	60	31,0	8	6306-ZZ	6206-ZZ	30*47*7	30*47*7	200	130	165	-	M10
3	2	Q2H100L2C	Aluminium	172	349	1xM25	140	160	100	233	12	28	60	31,0	8	6306-ZZ	6205-ZZ	30*47*7	25*40*7	200	130	165	-	M10
3	4	Q2H100L4C	Aluminium	172	384	1xM25	140	160	100	233	12	28	60	31,0	8	6306-ZZ	6205-ZZ	30*47*7	25*40*7	200	130	165	-	M10
3	6	Q2H132S6A	Aluminium	260	481	1xM32	140-178	216	132	312	12	38	80	41,0	10	6208-ZZ	6208-ZZ	40*62*10	40*62*10	250	180	215	-	M12
4	2	Q2H112M2B	Aluminium	191	399	1xM25	140	190	112	254	12	28	60	31,0	8	6306-ZZ	6205-ZZ	30*47*7	25*40*7	200	130	165	-	M10
4	4	Q2H112M4C	Aluminium	191	399	1xM25	140	190	112	254	12	28	60	31,0	8	6306-ZZ	6205-ZZ	30*47*7	25*40*7	200	130	165	-	M10
4	6	Q2H132M6A	Aluminium	260	481	1xM32	140-178	216	132	312	12	38	80	41,0	10	6208-ZZ	6208-ZZ	40*62*10	40*62*10	250	180	215	-	M12
5,5	2	Q2H132S2B	Aluminium	210	422	1xM25	140-178	216	132	283	12	38	80	41,0	10	6208-ZZ	6206-ZZ	40*62*10	30*47*7	250	180	215	-	M12
5,5	4	Q2H132S4A	Aluminium	210	422	1xM25	140-178	216	132	283	12	38	80	41,0	10	6208-2Z	6206-2Z	40*62*10	30*47*7	250	180	215	-	M12
5,5	6	Q2H132M6B	Aluminium	260	481	1xM32	140-178	216	132	312	12	38	80	41,0	10	6208-ZZ	6208-ZZ	40*62*10	40*62*10	250	180	215	-	M12
7,5	2	Q2H132S2C	Aluminium	210	422	1xM25	140-178	216	132	283	12	38	80	41,0	10	6208-ZZ	6206-ZZ	40*62*10	30*47*7	250	180	215	-	M12
7,5	4	Q2H132M4C	Aluminium	260	481	1xM32	140-178	216	132	312	12	38	80	41,0	10	6208-ZZ	6208-ZZ	40*62*10	40*62*10	250	180	215	-	M12

(1) Toleranslar 28 mm'ye kadar DIN EN 50347 "j6", 28 mm ve üzeri "k6" / Tolerance DIN EN 50347 "j6" up to 28mm, "k6" above 28mm
(2) DIN 6885'e göre / According to DIN 6885
(3) Tolerans DIN EN 50347 "j6" / Tolerance DIN EN 50347 "j6"

ELEKTRİKSEL ÖZELLİKLER - 50 Hz / ELECTRICAL CHARACTERISTICS AT 50 Hz

	MOTOR TİPİ MOTOR TYPE	GÖVDE TİPİ HOUSING TYPE	NOMİNAL RATED VALUES					KALKIŞTAKİ DEĞERLER STARTING VALUES				Devrilme Momenti Oranı Breakdown Torque Ratio	VERİM* EFFICIENCY* η%			Cos φ	J	Ağırlık Weight (B3)	Ses Basınç Seviyesi Sound Pressure Level
			GÜÇ POWER		DEVİR SPEED	AKIM CURRENT	MOMENT TORQUE	AKIM CURRENT I_A / I_N		MOMENT TORQUE M_A / M_N									
			kW	HP	rpm	A	Nm	⅄	Δ	⅄	Δ	Mk/ Mn	4/4	3/4	2/4	4/4	kgm²	kg	dBA **
	2 kutup 3000 d/dak / 2 pole 3000 rpm																		
230/400V	Q2H80M2D	Aluminium	1,5	2,0	2875	3,8	5,0	8,0	-	3,9	-	4,4	81,3	80,4	76,6	0,74	0,00169	12	58
230/400V	Q2H80M2DE	Aluminium	2,2	3,0	2870	4,7	7,3	9,1	-	3,9	-	4,4	83,2	82,8	81,3	0,83	0,00224	16	59
230/400V	Q2H90L2D	Aluminium	3,0	4,0	2887	6,3	9,9	7,3	-	2,4	-	2,9	84,6	85,4	84,2	0,83	0,00283	19	61
400/690V	Q2HS100L2C	Aluminium	4,0	5,5	2913	8,2	13,2	3,6	10,8	1,4	4,2	4,8	85,8	87,0	86,1	0,82	0,00381	24	66
400/690V	Q2HS112M2C	Aluminium	5,5	7,5	2910	10,6	18,1	3,6	10,9	1,3	3,8	4,5	87,0	87,5	86,2	0,86	0,00637	29	68
400/690V	Q2HS112M2D	Aluminium	7,5	10,0	2895	14.1	24,8	3,4	10,3	1,3	3,9	4,6	88,1	89,0	88,7	0,88	0,00751	30	68
400/690V	Q2H132M2A	Aluminium	11,0	15,0	2923	21.3	35,9	3,1	9,2	1,1	3,3	4,8	89,4	89,9	88,4	0,83	0,03489	57	69
400/690V	Q2H132M2B	Aluminium	15,0	20,0	2915	30,0	49,2	3,2	9,6	1,3	3,9	5,1	90,3	90,6	89,6	0,80	0,03490	65	69
400/690V	Q2H132M2C	Aluminium	18,5	15,0	2930	30,8	60,3	2,7	8,0	0,6	1,9	3,6	90,9	91,7	91,1	0,95	0,04685	77	70
400/690V	Q2H160L2C	Aluminium	22,0	30,0	2955	40,9	71,2	3,5	10,4	1,2	3,6	5,2	91,3	92,0	90,7	0,84	0,04808	96	71
400/690V	Q2H180M2B	Aluminium	30,0	37,0	2955	51,5	97,1	2,8	8,5	0,8	2,4	3,6	92,0	92,5	91,8	0,91	0,08643	128	77
400/690V	Q2H180M2C	Aluminium	37,0	50,0	2965	66,2	119,6	3,4	10,1	1,0	3,1	4,5	92,5	92,5	91,2	0,87	0,10277	145	77
400/690V	Q2H200L2D	Aluminium	45,0	60,0	2960	76,0	145,1	3,3	9,8	0,9	2,8	5,3	92,9	93,4	92,7	0,92	0,11910	166	78
400/690V	Q2E225M2C	Aluminium	55,0	75,0	2970	96,6	176,9	3,5	10,6	1,0	3,0	7,1	93,2	93,7	92,4	0,88	0,29500	244	80
400/690V	Q2EP250M2C	Cast Iron	75,0	100,0	2975	127,9	240,8	3,5	10,6	0,9	2,7	6,8	93,8	93,7	92,5	0,92	0,54000	565	81
400/690V	Q2EP280M2D	Cast Iron	110,0	150,0	2980	192,0	352,4	2,6	7,7	1,0	2,9	3,4	94,1	93,9	92,9	0,88	0,70200	640	82
	4 kutup 1500 d/dak / 4 pole 1500 rpm																		
230/400V	Q2H80M4D	Aluminium	1,1	1,5	1430	2,5	7,4	5,7	-	2,2	-	2,6	81,4	82,4	81,6	0,80	0,00260	12	48
230/400V	Q2H80M4DE	Aluminium	1,5	2,0	1427	3,3	10,0	6,4	-	2,5	-	3,1	82,8	84,2	83,7	0,79	0,00306	14	48
230/400V	Q2H90L4D	Aluminium	2,2	3,0	1437	5,3	14,6	7,6	-	3,6	-	4,2	84,3	84,1	81,5	0,72	0,00526	18	52
230/400V	Q2H90L4DE	Aluminium	3,0	4,0	1440	7,4	20,0	6,5	-	3,3	-	3,7	85,5	85,3	83,0	0,70	0,00690	25	53
230/400V	Q2H100L4D	Aluminium	4,0	5,5	1440	8,7	26,6	2,7	8,0	1,1	3,2	3,8	86,6	85,7	83,5	0,78	0,01058	31	57
230/400V	Q2H112M4D	Aluminium	5,5	7,5	1445	11,6	35,5	2,7	8,0	1,0	3,0	3,8	87,7	88,3	87,3	0,79	0,01382	38	58
400/690V	Q2H132M4D	Aluminium	11,0	15,0	1468	21,6	71,5	2,6	7,9	0,7	2,1	3,6	89,8	91,1	90,3	0,81	0,05440	76	61
400/690V	Q2H132M4E	Aluminium	15,0	20,0	1462	29,8	98,0	2,6	7,8	0,6	1,8	3,4	90,6	91,4	90,9	0,80	0,05940	81	63
400/690V	Q2H160L4B	Aluminium	18,5	15,0	1470	36,0	120,2	2,3	6,8	0,7	2,2	2,9	91,2	92,0	91,6	0,81	0,09005	101	57
400/690V	Q2H160L4C	Aluminium	22,0	30,0	1462	41,8	143,8	1,8	5,5	0,6	1,9	2,8	91,6	92,9	93,3	0,84	0,11068	115	58
400/690V	Q2H180L4C	Aluminium	30,0	40,0	1475	55,3	194,6	2,7	8,2	0,9	2,7	3,5	92,0	91,9	91,4	0,85	0,14694	143	70
400/690V	Q2H200L4D	Aluminium	37,0	50,0	1476	72,5	240,8	2,8	8,3	0,9	2,8	3,7	92,7	93,2	92,8	0,79	0,26440	177	71
400/690V	Q2EP250M4E	Cast Iron	75,0	100,0	1485	134,2	485,7	2,6	7,8	1,0	2,9	3,4	94,0	93,9	93,2	0,86	1,06110	610	72
400/690V	Q2EP280M4E	Cast Iron	110,0	150,0	1485	200,3	714,0	2,6	7,9	1,0	2,9	3,4	94,5	94,3	93,1	0,84	1,25200	688	73

* IEC 60034-2-1' e göre / According to IEC 60034-2-1
** Ses Basınç Seviyeleri motordan 1m uzaklıktan ölçülmüştür. / The sound pressure measurements are taken 1m away from the motor
*** Tolerans +3 dBA / Tolerance +3 dBA

BOYUTLAR - B3 / DIMENSION - B3

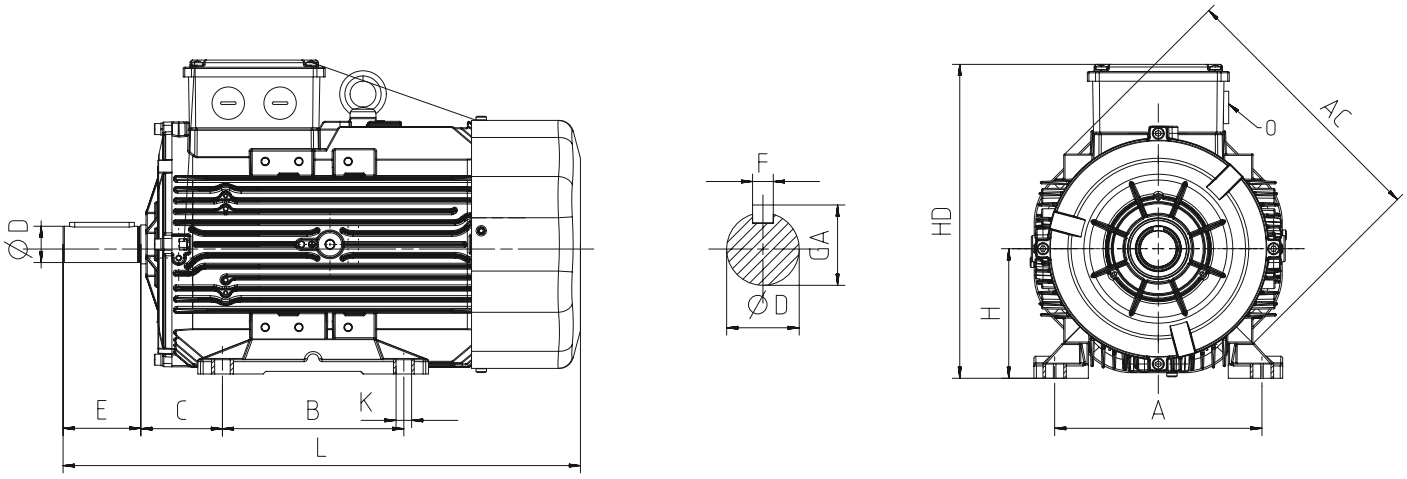

				Ana Boyutlar Main Dimensions			Ayaklı Motorlar Foot Mounted Motors						Mil Shaft				Rulman Bearing		Keçe Seal	
Güç Power (kW)	Kutup sayısı Number of Poles	Motor Tipi Motor Type	Gövde Tipi Housing Type	AC	L	O	B	A	H	HD	K	C	D(1)	E	GA	F(2)	Kasnak Tarafı Drive Side	Kasnak Tarafı Aksi Non drive Side	Kasnak Tarafı Drive Side	Kasnak Tarafı Aksi Non drive Side
1,1	4	Q2H80M4D	Aluminium	158	268	1xM20	100	125	80	216	10	50	19	40	21,5	6	6204-ZZ	6204-ZZ	20*30*7	20*30*7
1,5	2	Q2H80M2D	Aluminium	158	268	1xM20	100	125	80	216	10	50	19	40	21,5	6	6204-ZZ	6204-ZZ	20*30*7	20*30*7
1,5	4	Q2H80M4DE	Aluminium	158	268	1xM20	100	125	80	216	10	50	19	40	21,5	6	6204-ZZ	6204-ZZ	20*30*7	20*30*7
2,2	2	Q2H80M2DE	Aluminium	158	268	1xM20	100	125	80	216	10	50	19	40	21,5	6	6204-ZZ	6204-ZZ	20*30*7	20*30*7
2,2	4	Q2H90L4D	Aluminium	172	344	1xM25	100-125	140	90	223	10	56	24	50	27,0	8	6305-ZZ	6205-ZZ	25*40*7	25*40*7
3,0	2	Q2H90L2D	Aluminium	172	344	1xM25	100-125	140	90	223	10	56	24	50	27,0	8	6305-ZZ	6205-ZZ	25*40*7	25*40*7
3,0	4	Q2H90L4DE	Aluminium	172	379	1xM25	100-125	140	90	223	10	56	24	50	27,0	8	6305-ZZ	6205-ZZ	25*40*7	25*40*7
4,0	2	Q2HS100L2C	Aluminium	172	384	1xM25	140	160	100	233	12	63	28	60	31,0	8	6306-ZZ	6205-ZZ	30*47*7	25*40*7
4,0	4	Q2H100L4D	Aluminium	191	400	1xM25	140	160	100	243	12	63	28	60	31,0	8	6306-ZZ	6205-ZZ	30*47*7	25*40*7
5,5	2	Q2HS112M2C	Aluminium	191	399	1xM25	140	190	112	254	12	70	28	60	31,0	8	6306-ZZ	6205-ZZ	30*47*7	25*40*7
5,5	4	Q2H112M4D	Aluminium	210	421	1xM25	140	190	112	265	12	70	28	60	31,0	8	6306-ZZ	6206-ZZ	30*47*7	30*47*7
7,5	2	Q2HS112M2D	Aluminium	191	421	1xM25	140	190	112	254	12	70	28	60	31,0	8	6306-ZZ	6205-ZZ	30*47*7	25*40*7
11,0	2	Q2H132M2A	Aluminium	260	481	1xM32	140-178	216	132	312	12	89	38	80	41,0	10	6208-ZZ	6208-ZZ	40*62*10	40*62*10
11,0	4	Q2H132M4D	Aluminium	260	481	1xM32	140-178	216	132	312	12	89	38	80	41,0	10	6208-ZZ	6208-ZZ	40*62*10	40*62*10
15,0	2	Q2H132M2B	Aluminium	260	481	1xM32	140-178	216	132	312	12	89	38	80	41,0	10	6208-ZZ	6208-ZZ	40*62*10	40*62*10
15,0	4	Q2H132M4E	Aluminium	260	539	1xM32	140-178	216	132	312	12	89	38	80	41,0	10	6208-ZZ	6208-ZZ	40*62*10	40*62*10
18,5	2	Q2H132M2C	Aluminium	260	539	1xM32	140-178	216	132	312	12	89	38	80	41,0	10	6208-ZZ	6208-ZZ	40*62*10	40*62*10
18,5	4	Q2H160L4B	Aluminium	305	591	1xM32	210-254	254	160	368	14,5	108	42	110	45,0	12	6309-ZZ	6209-ZZ	45*72*10	45*72*10
22,0	2	Q2H160L2C	Aluminium	305	591	1xM32	210-254	254	160	368	14,5	108	42	110	45,0	12	6309-ZZ	6209-ZZ	45*72*10	45*72*10
22,0	4	Q2H160L4C	Aluminium	305	591	1xM32	210-254	254	160	368	14,5	108	42	110	45,0	12	6309-ZZ	6209-ZZ	45*72*10	45*72*10
30,0	2	Q2H180M2B	Aluminium	349	696	1xM40	241-279	279	180	437	14,5	121	48	110	51,5	14	6310-ZZ	6310-ZZ	50*80*10	50*80*10
30,0	4	Q2H180L4C	Aluminium	349	696	1xM40	241-279	279	180	437	14,5	121	48	110	51,5	14	6310-ZZ	6310-ZZ	50*80*10	50*80*10
37,0	2	Q2H180M2C	Aluminium	349	696	1xM40	241-279	279	180	437	14,5	121	48	110	51,5	14	6310-ZZ	6310-ZZ	50*80*10	50*80*10
37,0	4	Q2H200L4D	Aluminium	349	759	1xM50	267-305	318	200	455	18,5	133	55	110	59,0	16	6312-ZZ	6310-ZZ	60*90*10	60*90*10
45,0	2	Q2H200L2D	Aluminium	349	759	1xM50	267-305	318	200	455	18,5	133	55	110	59,0	16	6312-ZZ	6310-ZZ	60*90*10	60*90*10
55,0	2	Q2E225M2C	Aluminium	456	735	1xM50	286-311	356	225	485	18,5	149	55	110	59,0	16	6313-ZZ	6313-ZZ	65*100*13	65*100*13
75,0	2	Q2EP250M2C	Cast Iron	489	893	1xM50	311-349	406	250	616	30	149	60	140	64,0	18	6316-Z	6316-Z	80*100*10	80*100*10
75,0	4	Q2EP250M4E	Cast Iron	489	893	1xM50	311-349	406	250	616	30	149	65	140	69,0	18	6316-Z	6316-Z	80*100*10	80*100*10
110,0	2	Q2EP280M2D	Cast Iron	489	1025	1xM50	368-419	457	280	647	24	190	65	140	69,0	18	6316-Z	6316-Z	80*100*10	80*100*10
110,0	4	Q2EP280M4E	Cast Iron	489	1025	1xM50	368-419	457	280	647	24	130	75	140	79,5	20	6316-Z	6316-Z	80*100*10	80*100*10

(1) Toleranslar 28 mm'ye kadar DIN EN 50347 "j6", 28 mm ve üzeri "k6" / Tolerance DIN EN 50347 "j6" up to 28mm, "k6" above 28mm
(2) DIN 6885'e göre / According to DIN 6885

BOYUTLAR - B5, B35 / DIMENSION - B5, B35

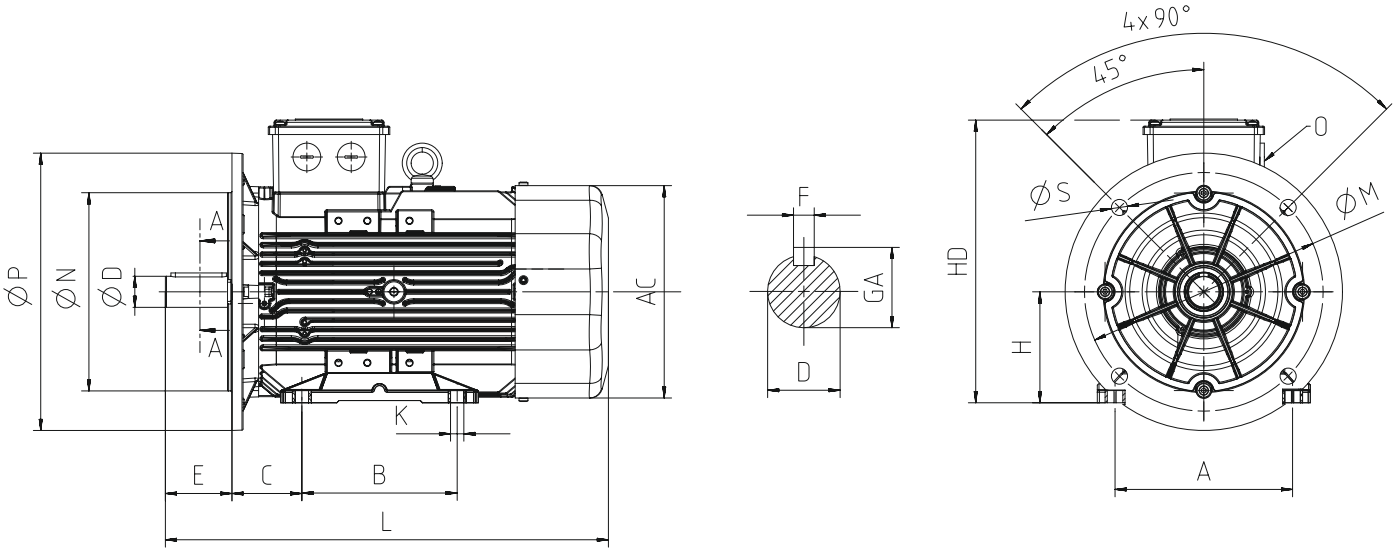

				Ana Boyutlar Main Dimensions			Ayaklı Motorlar Foot Mounted Motors					Mil Shaft				Rulman Bearing		Keçe Seal		Flanş (FA) (B5) Flange (FA) (B5)				
Güç Power (kW)	Kutup sayısı Number of Poles	Motor Tipi Motor Type	Gövde Tipi Housing Type	AC	L	O	B	A	H	HD	K	D(1)	E	GA	F(2)	Kasnak Tarafı Drive Side	Kasnak Tarafı Aksi Non drive Side	Kasnak Tarafı Drive Side	Kasnak Tarafı Aksi Non drive Side	P	N(3)	M	R	S
1,1	4	Q2H80M4D	Aluminium	158	268	1xM20	100	125	80	216	10,0	19	40	21,5	6	6204-ZZ	6204-ZZ	20*30*7	20*30*7	200	130	165	-	12,0
1,5	2	Q2H80M2D	Aluminium	158	268	1xM20	100	125	80	216	10,0	19	40	21,5	6	6204-ZZ	6204-ZZ	20*30*7	20*30*7	200	130	165	-	12,0
1,5	4	Q2H80M4DE	Aluminium	158	268	1xM20	100	125	80	216	10,0	19	40	21,5	6	6204-ZZ	6204-ZZ	20*30*7	20*30*7	200	130	165	-	12,0
2,2	2	Q2H80M2DE	Aluminium	158	268	1xM20	100	125	80	216	10,0	19	40	21,5	6	6204-ZZ	6204-ZZ	20*30*7	20*30*7	200	130	165	-	12,0
2,2	4	Q2H90L4D	Aluminium	172	344	1xM25	100-125	140	90	223	10,0	24	50	27,0	8	6305-ZZ	6205-ZZ	25*40*7	25*40*7	200	130	165	-	12,0
3,0	2	Q2H90L2D	Aluminium	172	344	1xM25	100-125	140	90	223	10,0	24	50	27,0	8	6305-ZZ	6205-ZZ	25*40*7	25*40*7	200	130	165	-	12,0
3,0	4	Q2H90L4DE	Aluminium	172	379	1xM25	100-125	140	90	223	10,0	24	50	27,0	8	6305-ZZ	6205-ZZ	25*40*7	25*40*7	200	130	165	-	12,0
4,0	2	Q2HS100L2C	Aluminium	172	384	1xM25	140	160	100	233	12,0	28	60	31,0	8	6306-ZZ	6205-ZZ	30*47*7	25*40*7	250	180	215	-	14,5
4,0	4	Q2H100L4D	Aluminium	191	400	1xM25	140	160	100	243	12,0	28	60	31,0	8	6306-ZZ	6205-ZZ	30*47*7	30*47*7	250	180	215	-	14,5
5,5	2	Q2HS112M2C	Aluminium	191	399	1xM25	140	190	112	254	12,0	28	60	31,0	8	6306-ZZ	6205-ZZ	30*47*7	25*40*7	250	180	215	-	14,5
5,5	4	Q2H112M4D	Aluminium	210	421	1xM25	140	190	112	265	12,0	28	60	31,0	8	6306-ZZ	6206-ZZ	30*47*7	30*47*7	250	180	215	-	14,5
7,5	2	Q2HS112M2D	Aluminium	191	421	1xM25	140	190	112	254	12,0	28	60	31,0	8	6306-ZZ	6205-ZZ	30*47*7	25*40*7	250	180	215	-	14,5
11,0	2	Q2H132M2A	Aluminium	260	481	1xM32	140-178	216	132	312	12,0	38	80	41,0	10	6208-ZZ	6208-ZZ	40*62*10	40*62*10	300	230	265	-	14,5
11,0	4	Q2H132M4D	Aluminium	260	481	1xM32	140-178	216	132	312	12,0	38	80	41,0	10	6208-ZZ	6208-ZZ	40*62*10	40*62*10	300	230	265	-	14,5
15,0	2	Q2H132M2B	Aluminium	260	481	1xM32	140-178	216	132	312	12,0	38	80	41,0	10	6208-ZZ	6208-ZZ	40*62*10	40*62*10	300	230	265	-	14,5
15,0	4	Q2H132M4E	Aluminium	260	539	1xM32	140-178	216	132	312	12,0	38	80	41,0	10	6208-ZZ	6208-ZZ	40*62*10	40*62*10	300	230	265	-	14,5
18,5	2	Q2H132M2C	Aluminium	260	539	1xM32	140-178	216	132	312	12,0	38	80	41,0	10	6208-ZZ	6208-ZZ	40*62*10	40*62*10	300	230	265	-	14,5
18,5	4	Q2H160L4B	Aluminium	305	591	1xM32	210-254	254	160	368	14,5	42	110	45,0	12	6309-ZZ	6209-ZZ	45*72*10	45*72*10	350	250	300	-	18,5
22,0	2	Q2H160L2C	Aluminium	305	591	1xM32	210-254	254	160	368	14,5	42	110	45,0	12	6309-ZZ	6209-ZZ	45*72*10	45*72*10	350	250	300	-	18,5
22,0	4	Q2H160L4C	Aluminium	305	591	1xM32	210-254	254	160	368	14,5	42	110	45,0	12	6309-ZZ	6209-ZZ	45*72*10	45*72*10	350	250	300	-	18,5
30,0	2	Q2H180M2B	Aluminium	349	696	1xM40	241-279	279	180	437	14,5	48	110	51,5	14	6310-ZZ	6310-ZZ	50*80*10	50*80*10	350	250	300	-	18,5
30,0	4	Q2H180L4C	Aluminium	349	696	1xM40	241-279	279	180	437	14,5	48	110	51,5	14	6310-ZZ	6310-ZZ	50*80*10	50*80*10	350	250	300	-	18,5
37,0	2	Q2H180M2C	Aluminium	349	696	1xM40	241-279	279	180	437	14,5	48	110	51,5	14	6310-ZZ	6310-ZZ	50*80*10	50*80*10	350	250	300	-	18,5
37,0	4	Q2H200L4D	Aluminium	349	759	1xM50	267-305	318	200	455	18,5	55	110	59,0	16	6312-ZZ	6310-ZZ	60*90*10	60*90*10	400	300	350	-	18,5
45,0	2	Q2H200L2D	Aluminium	349	759	1xM50	267-305	318	200	455	18,5	55	110	59,0	16	6312-ZZ	6310-ZZ	60*90*10	60*90*10	400	300	350	-	18,5
55,0	2	Q2E225M2C	Aluminium	456	735	1xM50	286-311	356	225	485	18,5	55	110	59,0	16	6313-ZZ	6313-ZZ	65*100*13	65*100*13	450	350	400	-	18,5
75,0	2	Q2EP250M2C	Cast Iron	489	893	1xM50	349	406	250	616	24,0	60	140	69,0	18	6316-Z	6316-Z	80*100*10	80*100*10	550	450	500	-	18,5
75,0	4	Q2EP250M4E	Cast Iron	489	893	1xM50	349	406	250	616	24,0	65	140	69,0	18	6316-Z	6316-Z	80*100*10	80*100*10	550	450	500	-	18,5
110,0	2	Q2EP280M2D	Cast Iron	489	1025	1xM50	419	457	280	647	24,0	65	140	69,0	18	6316-Z	6316-Z	80*100*10	80*100*10	550	450	500	-	18,5
110,0	4	Q2EP280M4E	Cast Iron	489	1025	1xM50	419	457	280	647	24,0	75	140	79,5	20	6316-Z	6316-Z	80*100*10	80*100*10	550	450	500	-	18,5

(1) Toleranslar 28 mm'ye kadar DIN EN 50347 "j6", 28 mm ve üzeri "k6" / Tolerance DIN EN 50347 "j6" up to 28mm, "k6" above 28mm
(2) DIN 6885'e göre / According to DIN 6885
(3) Tolerans DIN EN 50347 "j6" / Tolerance DIN EN 50347 "j6"

BOYUTLAR - B14a, B34a / DIMENSION - B14a, B34a

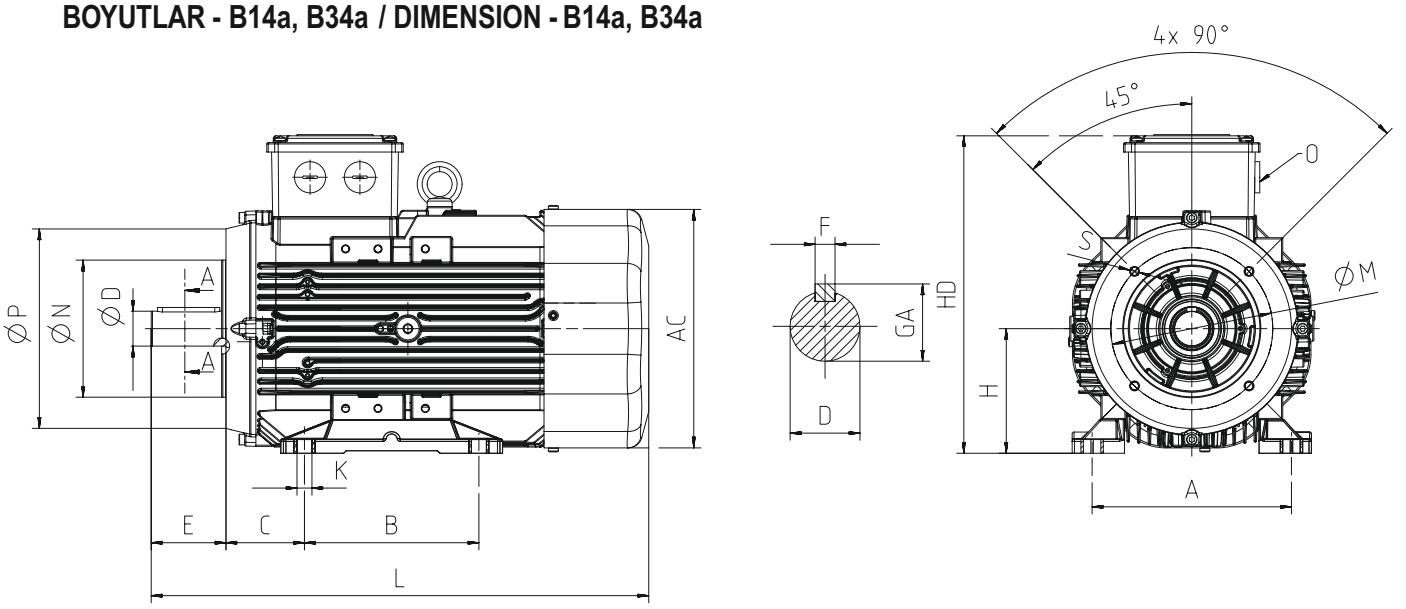

				Ana Boyutlar Main Dimensions			Ayaklı Motorlar Foot Mounted Motors					Mil Shaft				Rulman Bearing		Keçe Seal		Flanş (FC) (B14a) Flange (FC) (B14a)				
Güç Power (kW)	Kutup sayısı Number of Poles	Motor Tipi Motor Type	Gövde Tipi Housing Type	AC	L	O	B	A	H	HD	K	D(1)	E	GA	F(2)	Kasnak Tarafı Drive Side	Kasnak Tarafı Aksi Non drive Side	Kasnak Tarafı Drive Side	Kasnak Tarafı Aksi Non drive Side	P	N(3)	M	R	S
1,1	4	Q2H80M4D	Aluminium	158	268	1xM20	100	125	80	216	10	19	40	21,5	6	6204-ZZ	6204-ZZ	20*30*7	20*30*7	120	80	100	-	M6
1,5	2	Q2H80M2D	Aluminium	158	268	1xM20	100	125	80	216	10	19	40	21,5	6	6204-ZZ	6204-ZZ	20*30*7	20*30*7	120	80	100	-	M6
1,5	4	Q2H80M4DE	Aluminium	158	268	1xM20	100	125	80	216	10	19	40	21,5	6	6204-ZZ	6204-ZZ	20*30*7	20*30*7	120	80	100	-	M6
2,2	2	Q2H80M2DE	Aluminium	158	268	1xM20	100	125	80	216	10	19	40	21,5	6	6204-ZZ	6204-ZZ	20*30*7	20*30*7	120	80	100	-	M6
2,2	4	Q2H90L4D	Aluminium	172	344	1xM25	100-125	140	90	223	10	24	50	27,0	8	6305-ZZ	6205-ZZ	25*40*7	25*40*7	140	95	115	-	M8
3,0	2	Q2H90L2D	Aluminium	172	344	1xM25	100-125	140	90	223	10	24	50	27,0	8	6305-ZZ	6205-ZZ	25*40*7	25*40*7	140	95	115	-	M8
3,0	4	Q2H90L4DE	Aluminium	172	379	1xM25	100-125	140	90	223	10	24	50	27,0	8	6305-ZZ	6205-ZZ	25*40*7	25*40*7	140	95	115	-	M8
4,0	2	Q2HS100L2C	Aluminium	172	384	1xM25	140	160	100	233	12	28	60	31,0	8	6306-ZZ	6205-ZZ	30*47*7	25*40*7	160	110	130	-	M8
4,0	4	Q2H100L4D	Aluminium	191	400	1xM25	140	160	100	243	12	28	60	31,0	8	6306-ZZ	6205-ZZ	30*47*7	30*47*7	160	110	130	-	M8
5,5	2	Q2HS112M2C	Aluminium	191	399	1xM25	140	190	112	254	12	28	60	31,0	8	6306-ZZ	6205-ZZ	30*47*7	25*40*7	160	110	130	-	M8
5,5	4	Q2H112M4D	Aluminium	210	421	1xM25	140	190	112	265	12	28	60	31,0	8	6306-ZZ	6206-ZZ	30*47*7	30*47*7	160	110	130	-	M8
7,5	2	Q2HS112M2D	Aluminium	191	421	1xM25	140	190	112	254	12	28	60	31,0	8	6306-ZZ	6205-ZZ	30*47*7	25*40*7	160	110	130	-	M8
11,0	2	Q2H132M2A	Aluminium	260	481	1xM32	140-178	216	132	312	12	38	80	41,0	10	6208-ZZ	6208-ZZ	40*62*10	40*62*10	200	130	165	-	M10
11,0	4	Q2H132M4D	Aluminium	260	539	1xM32	140-178	216	132	312	12	38	80	41,0	10	6208-ZZ	6208-ZZ	40*62*10	40*62*10	200	130	165	-	M10
15,0	2	Q2H132M2B	Aluminium	260	539	1xM32	140-178	216	132	312	12	38	80	41,0	10	6208-ZZ	6208-ZZ	40*62*10	40*62*10	200	130	165	-	M10
15,0	4	Q2H132M4E	Aluminium	260	539	1xM32	140-178	216	132	312	12	38	80	41,0	10	6208-ZZ	6208-ZZ	40*62*10	40*62*10	200	130	165	-	M10
18,5	2	Q2H132M2C	Aluminium	260	539	1xM32	140-178	216	132	312	12	38	80	41,0	10	6208-ZZ	6208-ZZ	40*62*10	40*62*10	200	130	165	-	M10

(1) Toleranslar 28 mm'ye kadar DIN EN 50347 "j6", 28 mm ve üzeri "k6" / Tolerance DIN EN 50347 "j6" up to 28mm, "k6" above 28mm
(2) DIN 6885'e göre / According to DIN 6885
(3) Tolerans DIN EN 50347 "j6" / Tolerance DIN EN 50347 "j6"

ÜÇ FAZLI MOTORLAR - KOMPAKT
THREE PHASE MOTORS - COMPACT

BOYUTLAR - B14b, B34b / DIMENSION - B14b, B34b

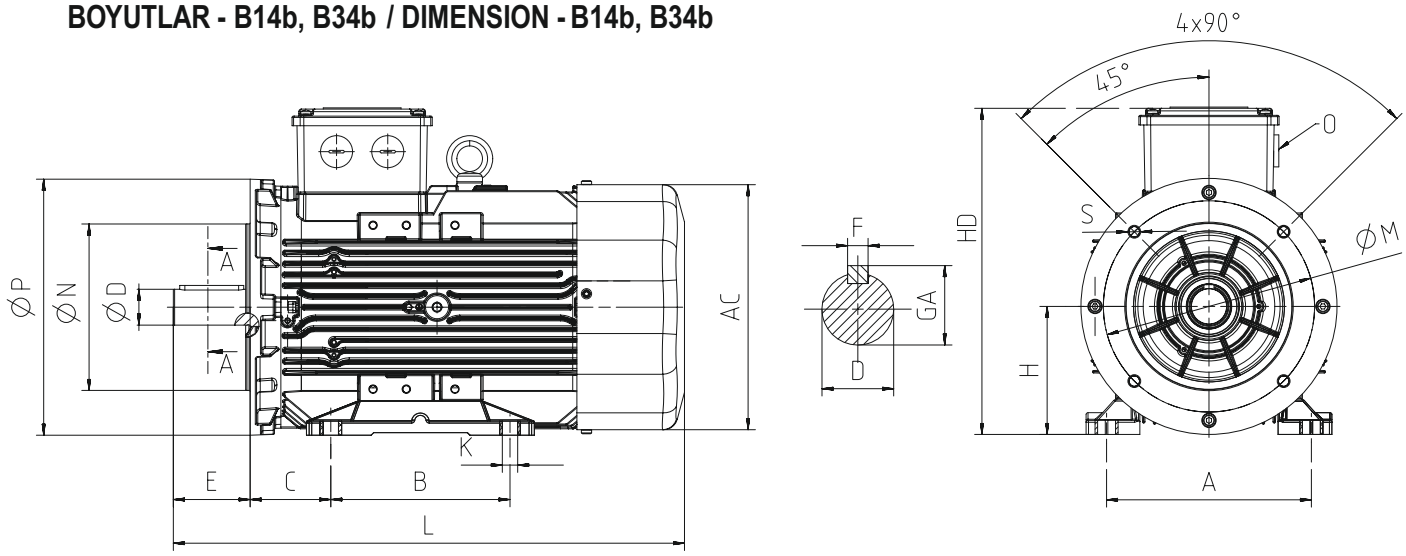

Güç Power (kW)	Kutup sayısı Number of Poles	Motor Tipi Motor Type	Gövde Tipi Housing Type	Ana Boyutlar Main Dimensions			Ayaklı Motorlar Foot Mounted Motors					Mil Shaft				Rulman Bearing		Keçe Seal		Flanş (FB) (B14b) Flange (FB) (B14b)				
				AC	L	O	B	A	H	HD	K	D(1)	E	GA	F(2)	Kasnak Tarafı Drive Side	Kasnak Tarafı Aksi Non drive Side	Kasnak Tarafı Drive Side	Kasnak Tarafı Aksi Non drive Side	P	N(3)	M	R	S
1,1	4	Q2H80M4D	Aluminium	158	268	1xM20	100	125	80	216	10	19	40	21,5	6	6204-ZZ	6204-ZZ	20*30*7	20*30*7	160	110	130	-	M8
1,5	2	Q2H80M2D	Aluminium	158	268	1xM20	100	125	80	216	10	19	40	21,5	6	6204-ZZ	6204-ZZ	20*30*7	20*30*7	160	110	130	-	M8
1,5	4	Q2H80M4DE	Aluminium	158	268	1xM20	100	125	80	216	10	19	40	21,5	6	6204-ZZ	6204-ZZ	20*30*7	20*30*7	160	110	130	-	M8
2,2	2	Q2H80M2DE	Aluminium	158	268	1xM20	100	125	80	216	10	19	40	21,5	6	6204-ZZ	6204-ZZ	20*30*7	20*30*7	160	110	130	-	M8
2,2	4	Q2H90L4D	Aluminium	172	344	1xM25	100-125	140	90	223	10	24	50	27,0	8	6305-ZZ	6205-ZZ	25*40*7	25*40*7	160	110	130	-	M8
3,0	2	Q2H90L2D	Aluminium	172	344	1xM25	100-125	140	90	223	10	24	50	27,0	8	6305-ZZ	6205-ZZ	25*40*7	25*40*7	160	110	130	-	M8
3,0	4	Q2H90L4DE	Aluminium	172	379	1xM25	100-125	140	90	223	10	24	50	27,0	8	6305-ZZ	6205-ZZ	25*40*7	25*40*7	160	110	130	-	M8
4,0	2	Q2HS100L2C	Aluminium	172	384	1xM25	140	160	100	233	12	28	60	31,0	8	6306-ZZ	6205-ZZ	30*47*7	25*40*7	200	130	165	-	M10
4,0	4	Q2H100L4D	Aluminium	191	400	1xM25	140	160	100	243	12	28	60	31,0	8	6306-ZZ	6205-ZZ	30*47*7	30*47*7	200	130	165	-	M10
5,5	2	Q2HS112M2C	Aluminium	191	399	1xM25	140	190	112	254	12	28	60	31,0	8	6306-ZZ	6205-ZZ	30*47*7	25*40*7	200	130	165	-	M10
5,5	4	Q2H112M4D	Aluminium	210	421	1xM25	140	190	112	265	12	28	60	31,0	8	6306-ZZ	6206-ZZ	30*47*7	30*47*7	200	130	165	-	M10
7,5	2	Q2HS112M2D	Aluminium	191	421	1xM25	140	190	112	254	12	28	60	31,0	8	6306-ZZ	6205-ZZ	30*47*7	25*40*7	200	130	165	-	M10
11,0	2	Q2H132M2A	Aluminium	260	481	1xM32	140-178	216	132	312	12	38	80	41,0	10	6208-ZZ	6208-ZZ	40*62*10	40*62*10	250	180	215	-	M12
11,0	4	Q2H132M4D	Aluminium	260	539	1xM32	140-178	216	132	312	12	38	80	41,0	10	6208-ZZ	6208-ZZ	40*62*10	40*62*10	250	180	215	-	M12
15,0	2	Q2H132M2B	Aluminium	260	539	1xM32	140-178	216	132	312	12	38	80	41,0	10	6208-ZZ	6208-ZZ	40*62*10	40*62*10	250	180	215	-	M12
15,0	4	Q2H132M4E	Aluminium	260	539	1xM32	140-178	216	132	312	12	38	80	41,0	10	6208-ZZ	6208-ZZ	40*62*10	40*62*10	250	180	215	-	M12
18,5	2	Q2H132M2C	Aluminium	260	539	1xM32	140-178	216	132	312	12	38	80	41,0	10	6208-ZZ	6208-ZZ	40*62*10	40*62*10	250	180	215	-	M12

(1) Toleranslar 28 mm'ye kadar DIN EN 50347 "j6", 28 mm ve üzeri "k6" / Tolerance DIN EN 50347 "j6" up to 28mm, "k6" above 28mm
(2) DIN 6885'e göre / According to DIN 6885
(3) Tolerans DIN EN 50347 "j6" / Tolerance DIN EN 50347 "j6"

TR MOTOR PARÇA LİSTESİ

EN MOTOR PART LIST

DE ERSATZTEILLISTE FÜR MOTOR

IT ELENCO PARTI MOTORE

FR LISTE DES PIÈCES DU MOTEUR

ES LISTA DE PIEZAS DEL MOTOR

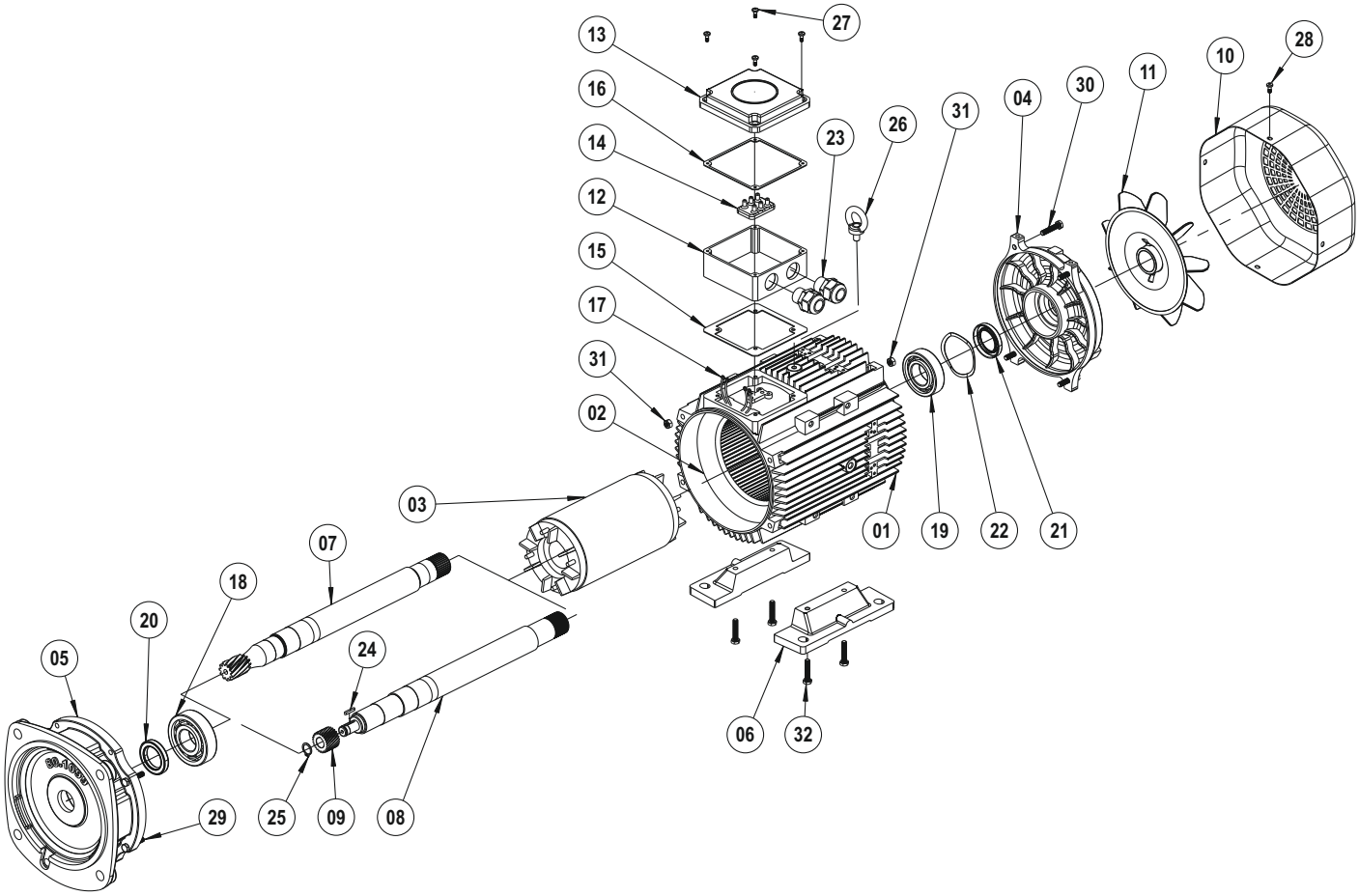

01	Gövde	Housing	Gehäuse	İnvolucro	corps	cuerpo
02	Sargılı Stator	Wound Stator	gewickelter Stator	Statore	Stator	Stator
03	Rotor	Rotor	Rotor	Rotore	Rotor	Rotor
04	Motor Arka Kapağı	Nondrive - Endshield	B-Lagerschild	Portellone motore	Portellone motore	Tapa trasera del motor
05	Motor Bağlantı Flanşı	Motor Connection Flange	Moter-Anschlussflansch	Flangia di collegamento del motore	Bride de raccordement moteur	Brida de conexión del motor
06	Ayak	Foot	Fuβ	Piede	Pied	Pie
07	Motor Mili (Yekpare)	Drive Shaft (Gearcut)	Antriebswelle (verzahnt)	Albero motore (monolithic)	Arbre moteur (monolithique)	eje motor (monolítico)
08	Motor Mili (Çakma)	Drive Shaft (Plain)	Antriebswelle (glatt)	Albero motore (dritto)	Arbre moteur (lisse)	eje motor (suave)
09	Z1 Dişlisi	Z1 Gear	Antriebsritzel	Ingresso Pignone	Pignon d'entrée	Piñón de entrada
10	Fan Kapağı	Fan Cover	Lüfterhaube	Copriventola	Couvercle	versión de fan
11	Fan	Fan	Lüfter	Fan	Fan	Fan
12	Terminal Kutusu	Terminal Box	Klemmkasten	Morsettiera	Boîte à bornes	Caja de terminales
13	Terminal Kutu Kapağı	Terminal Box Cover	Klemmkastendeckel	Coperchio della morsettiera	Couvercle de la boîte à bornes	Cubierta de la caja de terminales
14	Klemens Plakası	Terminal Plate	Anschlussplatte	Piastra terminale	Plaque à bornes	Placa de terminales
15	Terminal Contası Alt	Terminal Gasket Down	Klemmkastendichtung unten	Sigillo terminale - giù	Joint de borne - bas	Junta de terminal - inferior
16	Terminal Contası Üst	Terminal Gasket Up	Klemmkastendichtung oben	Sigillo terminale - su	Joint de borne - haut	Junta de terminal - superior
17	Kablo Grubu	Lead Cables	Kabelbaum	Cavi di piombo	Câbles de plomb	Cables de plomo
18	Ön Rulman	Bal Bearing (Drive-Side)	Kugellager (Antriebsseite)	Cuscinetto (fronte)	Roulement (avant)	Cojinete (delantero)
19	Arka Rulman	Bal Bearing (Non-Drive-Side)	Kugellager (Nicht-Antriebsseite)	Cuscinetto (retro)	Roulement (arrière)	Cojinete (trasero)
20	Keçe (Ön)	Seal Ring (Front)	Dichtungsring (Vorne)	Anello di tenuta (anteriore)	Bague d'étanchéité (avant)	Anillo de sellado (delantero)
21	Keçe (Arka)	Seal Ring (Back)	Dichtungsring (Hinten)	anello di tenuta (posteriore)	Bague d'étanchéité (arrière)	Anillo de sellado (trasero)
22	Rulman Gergi Yayı	Bearing Shim	Stützscheibe	molla del cuscinetto	ressort de roulement	resorte rodante
23	Rakor	Conduit	Gewindemuffe	presa filettata	douille filetée	casquillo roscado
24	Kama	Key	Passfeder	Chiavetta	Clavette	Clave
25	Segman	Circilip DIN 471	Sicherungsring DIN 471	Anello di sicurezza DIN 471	Circlip DIN 471	Anillo de seguridad DIN 471
26	Mapa	Eye Bolt	Augenschraube	vite ad anello	anneau de levage	Perno de anilla
27	Yıldız Başlı Civata	Pan Head Screws	Kreuzschlitzschraube	Viti a Stella	Vis étoile	tornillo de estrella
28	Yıldız Başlı Civata	Pan Head Screws	Kreuzschlitzschraube	Viti a Stella	Vis étoile	tornillo de estrella
29	Civata DIN 933	Bolt	Schraube DIN 933	Bullone	Boulonner	Atornillar
30	Civata DIN 933	Bolt	Schraube DIN 933	Bullone	Boulonner	Atornillar
31	Somun	Nut	Schraubenmutter	Dado	Ecrou	Tuerca
32	Civata DIN 933	Bolt	Schraube DIN 933	Bullone	Boulonner	Atornillar

TR FRENLİ MOTOR PARÇA LİSTESİ

EN BRAKE MOTOR PART LIST

DE ERSATZTEILLISTE FÜR MOTOR MIT BREMSE

IT ELENCO DELLE PARTI DEL MOTORE DEL FRENO

FR LISTE DES PIÈCES DU MOTEUR DE FREIN

ES LISTA DE PIEZAS DEL MOTOR DE FRENO

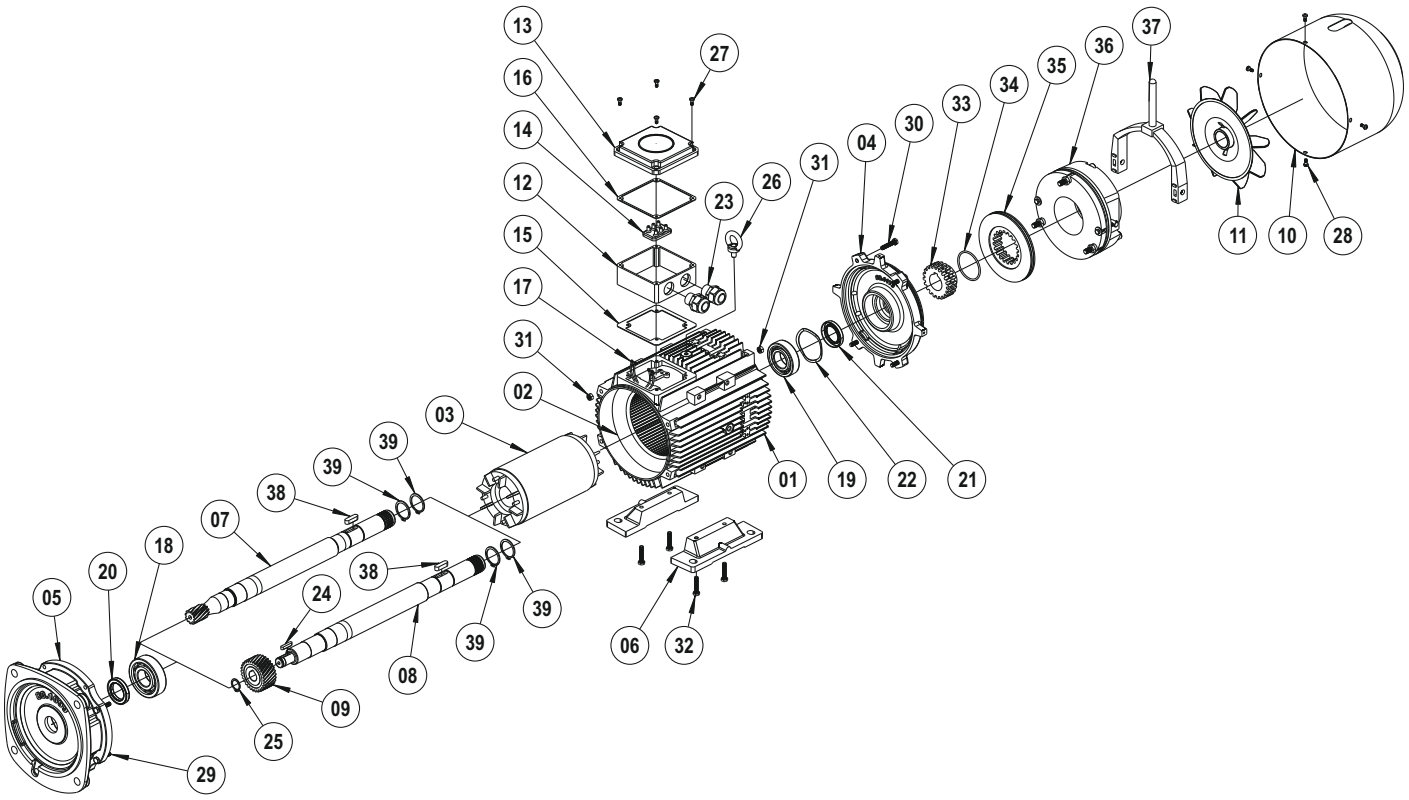

	TR	EN	DE	IT	FR	ES
01	Gövde	Housing	Gehäuse	İnvolucro	corps	cuerpo
02	Sargılı Stator	Wound Stator	gewickelter Stator	Statore	Stator	Stator
03	Rotor	Rotor	Rotor	Rotore	Rotor	Rotor
04	Fren Flanşı	Brake Connection Flange	Bremsflansch	Flangia di collegamento del freno	Bride de connexion de frein	Brida de conexión de freno
05	Motor Bağlantı Flanşı	Motor Connection Flange	Moter-Anschlussflansch	Flangia di collegamento del motore	Bride de raccordement moteur	Brida de conexión del motor
06	Ayak	Foot	Fuß	Piede	Pied	Pie
07	Motor Mili (Yekpare)	Drive Shaft (Gearcut)	Antriebswelle (verzahnt)	Albero motore (monolithic)	Arbre moteur (monolithique)	eje motor (monolítico)
08	Motor Mili (Çakma)	Drive Shaft (Plain)	Antriebswelle (glatt)	Albero motore (dritto)	Arbre moteur (lisse)	eje motor (suave)
09	Z1 Dişlisi	Z1 Gear	Antriebsritzel	Ingresso Pignone	Pignon d'entrée	Piñón de entrada
10	Fan Kapağı	Fan Cover	Lüfterhaube	Copriventola	Couvercle	versión de fan
11	Fan	Fan	Lüfter	Fan	Fan	Fan
12	Terminal Kutusu	Terminal Box	Klemmkasten	Morsettiera	Boîte à bornes	Caja de terminales
13	Terminal Kutu Kapağı	Terminal Box Cover	Klemmkastendeckel	Coperchio della morsettiera	Couvercle de la boîte à bornes	Cubierta de la caja de terminales
14	Klemens Plakası	Terminal Plate	Anschlussplatte	Piastra terminale	Plaque à bornes	Placa de terminales
15	Terminal Contası Alt	Terminal Gasket Down	Klemmkastendichtung unten	Sigillo terminale - giù	Joint de borne - bas	Junta de terminal - inferior
16	Terminal Contası Üst	Terminal Gasket Up	Klemmkastendichtung oben	Sigillo terminale - su	Joint de borne - haut	Junta de terminal - superior
17	Kablo Grubu	Lead Cables	Kabelbaum	Cavi di piombo	Câbles de plomb	Cables de plomo
18	Ön Rulman	Bal Bearing (Drive-Side)	Kugellager (Antriebsseite)	Cuscinetto (fronte)	Roulement (avant)	Cojinete (delantero)
19	Arka Rulman	Bal Bearing (Non-Drive-Side)	Kugellager (Nicht-Antriebsseite)	Cuscinetto (retro)	Roulement (arrière)	Cojinete (trasero)
20	Keçe (Ön)	Seal Ring (Front)	Dichtungsring (Vorne)	Anello di tenuta (anteriore)	Bague d'étanchéité (avant)	Anillo de sellado (delantero)
21	Keçe (Arka)	Seal Ring (Back)	Dichtungsring (Hinten)	anello di tenuta (posteriore)	Bague d'étanchéité (arrière)	Anillo de sellado (trasero)
22	Rulman Gergi Yayı	Bearing Shim	Stützscheibe	molla del cuscinetto	ressort de roulement	resorte rodante
23	Rakor	Conduit	Gewindemuffe	presa filettata	douille filetée	casquillo roscado
24	Kama	Key	Passfeder	Chiavetta	Clavette	Clave
25	Segman	Circilip DIN 471	Sicherungsring DIN 471	Anello di sicurezza DIN 471	Circlip DIN 471	Anillo de seguridad DIN 471
26	Mapa	Eye Bolt	Augenschraube	vite ad anello	anneau de levage	Perno de anilla
27	Yıldız Başlı Civata	Pan Head Screws	Kreuzschlitzschraube	Viti a Stella	Vis étoile	tornillo de estrella
28	Yıldız Başlı Civata	Pan Head Screws	Kreuzschlitzschraube	Viti a Stella	Vis étoile	tornillo de estrella
29	Civata DIN 933	Bolt	Schraube DIN 933	Bullone	Boulonner	Atornillar
30	Civata DIN 933	Bolt	Schraube DIN 933	Bullone	Boulonner	Atornillar
31	Somun	Nut	Schraubenmutter	Dado	Ecrou	Tuerca
32	Civata DIN 933	Bolt	Schraube DIN 933	Bullone	Boulonner	Atornillar
33	Fren Kaplini	Coupling	Kupplung	Accoppiamento	Couplage	Acoplamento
34	O-Ring	O-Ring	O-Ring	O-Ring	O-Ring	O-Ring
35	Fren Balatası	Brake Lining	Bremsbelag	Guarnizioni dei freni	Garniture de frein	Romper el forro
36	Fren	Brake	Bremse	freno	Frein	Freno
37	Manuel Kolu	Hand Release	Handauslöser	Leva manuale	Levier manuel	Palanca manual
38	Kama	Key	Passfeder	Chiavetta	Clavette	Clave
39	Segman DIN 471	Circilip DIN 471	Sicherungsring DIN 471	Anello di sicurezza DIN 471	Circlip DIN 471	Anillo de seguridad DIN 471

TR B3-B5-B14 FLANŞLI MOTOR PARÇA LİSTESİ

EN B3-B5-B14 FLANGE MOTOR PART LIST

DE ERSATZTEILLISTE FÜR MOTOR MIT B3-B5-B14-FLANSCH

IT B3-B5-B14 ELENCO PARTI MOTORE FLANGIA

FR LISTE DES PIÈCES DU MOTEUR À BRIDE B3-B5-B14

ES B3-B5-B14 LISTA DE PIEZAS DEL MOTOR CON BRIDA

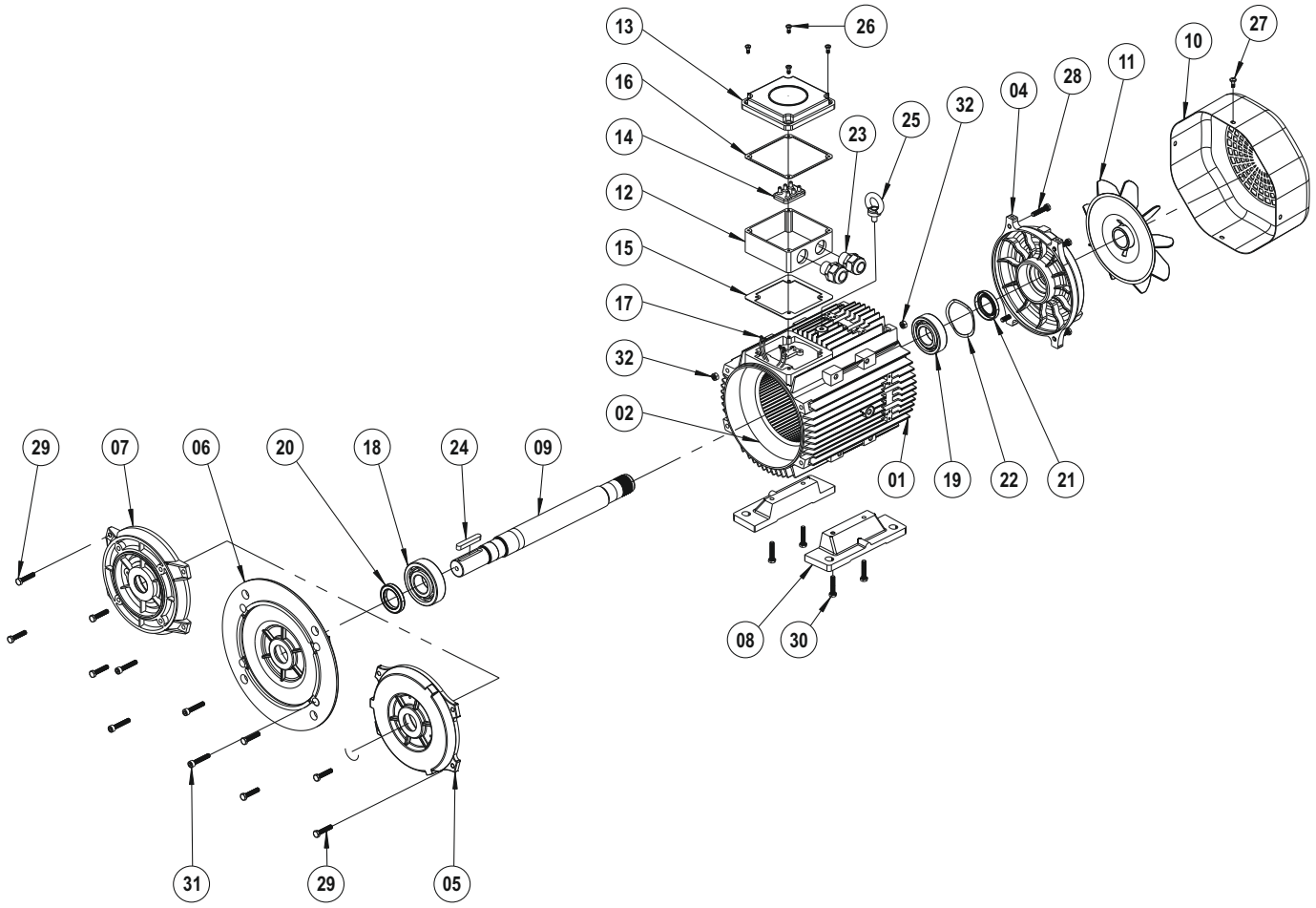

	TR	EN	DE	IT	FR	ES
01	Gövde	Housing	Gehäuse	İnvolucro	corps	cuerpo
02	Sargılı Stator	Wound Stator	gewickelter Stator	Statore	Stator	Stator
03	Rotor	Rotor	Rotor	Rotore	Rotor	Rotor
04	Motor Arka Kapağı	Nondrive - Endshield	B-Lagerschild	Portellone motore	Portellone motore	Tapa trasera del motor
05	B3 Motor Bağlantı Flanşı	B3 Flange	B3 Flansch	Flangia B3	Bride B3	Brida B3
06	B5 Motor Bağlantı Flanşı	B5 Flange	B5 Flansch	Flangia B5	Bride B5	Brida B5
07	B14 Motor Bağlantı Flanşı	B14 Flange	B14 Flansch	Flangia B14	Bride B14	Brida B14
08	Ayak	Foot	Fuß	Piede	Pied	Pie
09	Motor Mili (Standart)	Drive Shaft (standard)	Antriebswelle (standart)	Albero motore (standard)	Arbre moteur (la norme)	eje motor (estándar)
10	Fan Kapağı	Fan Cover	Lüfterhaube	Copriventola	Couvercle	versión de fan
11	Fan	Fan	Lüfter	Fan	Fan	Fan
12	Terminal Kutusu	Terminal Box	Klemmkasten	Morsettiera	Boîte à bornes	Caja de terminales
13	Terminal Kutu Kapağı	Terminal Box Cover	Klemmkastendeckel	Coperchio della morsettiera	Couvercle de la boîte à bornes	Cubierta de la caja de terminales
14	Klemens Plakası	Terminal Plate	Anschlussplatte	Piastra terminale	Plaque à bornes	Placa de terminales
15	Terminal Contası Alt	Terminal Gasket Down	Klemmkastendichtung unten	Sigillo terminale - giù	Joint de borne - bas	Junta de terminal - inferior
16	Terminal Contası Üst	Terminal Gasket Up	Klemmkastendichtung oben	Sigillo terminale - su	Joint de borne - haut	Junta de terminal - superior
17	Kablo Grubu	Lead Cables	Kabelbaum	Cavi di piombo	Câbles de plomb	Cables de plomo
18	Ön Rulman	Bal Bearing (Drive-Side)	Kugellager (Antriebsseite)	Cuscinetto (fronte)	Roulement (avant)	Cojinete (delantero)
19	Arka Rulman	Bal Bearing (Non-Drive-Side)	Kugellager (Nicht-Antriebsseite)	Cuscinetto (retro)	Roulement (arrière)	Cojinete (trasero)
20	Keçe (Ön)	Seal Ring (Front)	Dichtungsring (Vorne)	Anello di tenuta (anteriore)	Bague d'étanchéité (avant)	Anillo de sellado (delantero)
21	Keçe (Arka)	Seal Ring (Back)	Dichtungsring (Hinten)	anello di tenuta (posteriore)	Bague d'étanchéité (arrière)	Anillo de sellado (trasero)
22	Rulman Gergi Yayı	Bearing Shim	Stützscheibe	molla del cuscinetto	ressort de roulement	resorte rodante
23	Rakor	Conduit	Gewindemuffe	presa filettata	douille filetée	casquillo roscado
24	Kama	Key	Passfeder	Chiavetta	Clavette	Clave
25	Mapa	Eye Bolt	Augenschraube	vite ad anello	anneau de levage	Perno de anilla
26	Yıldız Başlı Civata	Pan Head Screws	Kreuzschlitzschraube	Viti a Stella	Vis étoile	tornillo de estrella
27	Yıldız Başlı Civata	Pan Head Screws	Kreuzschlitzschraube	Viti a Stella	Vis étoile	tornillo de estrella
28	Civata DIN 933	Bolt	Schraube DIN 933	Bullone	Boulonner	Atornillar
29	Civata DIN 933	Bolt	Schraube DIN 933	Bullone	Boulonner	Atornillar
30	Civata DIN 933	Bolt	Schraube DIN 933	Bullone	Boulonner	Atornillar
31	Civata DIN 912	Bolt	Schraube DIN 912	Bullone	Boulonner	Atornillar
32	Somun	Nut	Schraubenmutter	Dado	Ecrou	Tuerca

TR FRENLİ B3-B5-B14 FLANŞLI MOTOR PARÇA LİSTESİ

EN BRAKE B3-B5-B14 FLANGE MOTOR PART LIST

DE ERSATZTEILLISTE FÜR MOTOR MIT BREMSE UND B3-B5-B14-FLANSCH

IT FRENO B3-B5-B14 ELENCO PARTI MOTORE FLANGIA

FR FREIN B3-B5-B14 BRIDE MOTEUR LISTE DES PIÈCES

ES FRENO B3-B5-B14 BRIDA LISTA DE PIEZAS DEL MOTOR

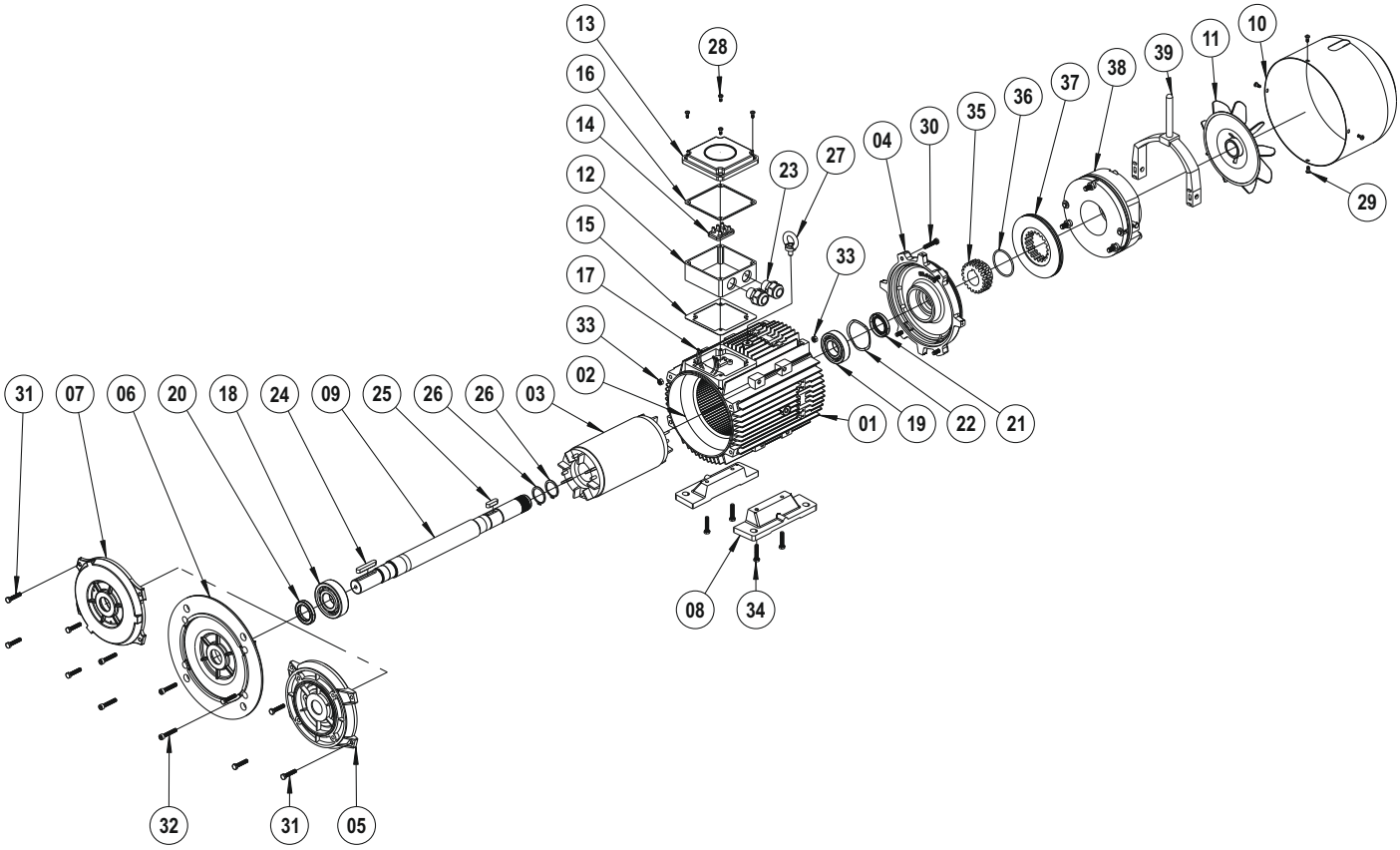

01	Gövde	Housing	Gehäuse	İnvolucro	corps	cuerpo
02	Sargılı Stator	Wound Stator	gewickelter Stator	Statore	Stator	Stator
03	Rotor	Rotor	Rotor	Rotore	Rotor	Rotor
04	Fren Flanşı	Brake Connection Flange	Bremsflansch	Flangia di collegamento del freno	Bride de connexion de frein	Brida de conexión de freno
05	B3 Motor Bağlantı Flanşı	B3 Flange	B3 Flansch	Flangia B3	Bride B3	Brida B3
06	B5 Motor Bağlantı Flanşı	B5 Flange	B5 Flansch	Flangia B5	Bride B5	Brida B5
07	B14 Motor Bağlantı Flanşı	B14 Flange	B14 Flansch	Flangia B14	Bride B14	Brida B14
08	Ayak	Foot	Fuß	Piede	Pied	Pie
09	Motor Mili (Standart)	Drive Shaft (standard)	Antriebswelle (standart)	Albero motore (standard)	Arbre moteur (la norme)	eje motor (estándar)
10	Fan Kapağı	Fan Cover	Lüfterhaube	Copriventola	Couvercle	versión de fan
11	Fan	Fan	Lüfter	Fan	Fan	Fan
12	Terminal Kutusu	Terminal Box	Klemmkasten	Morsettiera	Boîte à bornes	Caja de terminales
13	Terminal Kutu Kapağı	Terminal Box Cover	Klemmkastendeckel	Coperchio della morsettiera	Couvercle de la boîte à bornes	Cubierta de la caja de terminales
14	Klemens Plakası	Terminal Plate	Anschlussplatte	Piastra terminale	Plaque à bornes	Placa de terminales
15	Terminal Contası Alt	Terminal Gasket Down	Klemmkastendichtung unten	Sigillo terminale - giù	Joint de borne - bas	Junta de terminal - inferior
16	Terminal Contası Üst	Terminal Gasket Up	Klemmkastendichtung oben	Sigillo terminale - su	Joint de borne - haut	Junta de terminal - superior
17	Kablo Grubu	Lead Cables	Kabelbaum	Cavi di piombo	Câbles de plomb	Cables de plomo
18	Ön Rulman	Bal Bearing (Drive-Side)	Kugellager (Antriebsseite)	Cuscinetto (fronte)	Roulement (avant)	Cojinete (delantero)
19	Arka Rulman	Bal Bearing (Non-Drive-Side)	Kugellager (Nicht-Antriebsseite)	Cuscinetto (retro)	Roulement (arrière)	Cojinete (trasero)
20	Keçe (Ön)	Seal Ring (Front)	Dichtungsring (Vorne)	Anello di tenuta (anteriore)	Bague d'étanchéité (avant)	Anillo de sellado (delantero)
21	Keçe (Arka)	Seal Ring (Back)	Dichtungsring (Hinten)	anello di tenuta (posteriore)	Bague d'étanchéité (arrière)	Anillo de sellado (trasero)
22	Rulman Gergi Yayı	Bearing Shim	Stützscheibe	molla del cuscinetto	ressort de roulement	resorte rodante
23	Rakor	Conduit	Gewindemuffe	presa filettata	douille filetée	casquillo roscado
24	Kama	Key	Passfeder	Chiavetta	Clavette	Clave
25	Kama	Key	Passfeder	Chiavetta	Clavette	Clave
26	Segman	Circilip DIN 471	Sicherungsring DIN 471	Anello di sicurezza DIN 471	Circlip DIN 471	Anillo de seguridad DIN 471
27	Mapa	Eye Bolt	Augenschraube	vite ad anello	anneau de levage	Perno de anilla
28	Yıldız Başlı Civata	Pan Head Screws	Kreuzschlitzschraube	Viti a Stella	Vis étoile	tornillo de estrella
29	Yıldız Başlı Civata	Pan Head Screws	Kreuzschlitzschraube	Viti a Stella	Vis étoile	tornillo de estrella
30	Civata DIN 933	Bolt	Schraube DIN 933	Bullone	Boulonner	Atornillar
31	Civata DIN 933	Bolt	Schraube DIN 933	Bullone	Boulonner	Atornillar
32	Civata DIN 912	Bolt	Schraube DIN 912	Bullone	Boulonner	Atornillar
33	Somun	Nut	Schraubenmutter	Dado	Ecrou	Tuerca
34	Civata DIN 933	Bolt	Schraube DIN 933	Bullone	Boulonner	Atornillar
35	Fren Kaplini	Coupling	Kupplung	Accoppiamento	Couplage	Acoplamento
36	O-Ring	O-Ring	O-Ring	O-Ring	O-Ring	O-Ring
37	Fren Balatası	Brake Lining	Bremsbelag	Guarnizioni dei freni	Garniture de frein	Romper el forro
38	Fren	Brake	Bremse	freno	Frein	Freno
39	Manuel Kolu	Hand Release	Handauslöser	Leva manuale	Levier manuel	Palanca manual

TR FREN PARÇA LİSTESİ
EN BRAKE PART LIST
DE BREMSE-TEILELISTE
IT ELENCO DELLE PARTI DEL FRENO
FR LISTE DES PIÈCES DE FREIN
ES LISTA DE PIEZAS DE FRENO

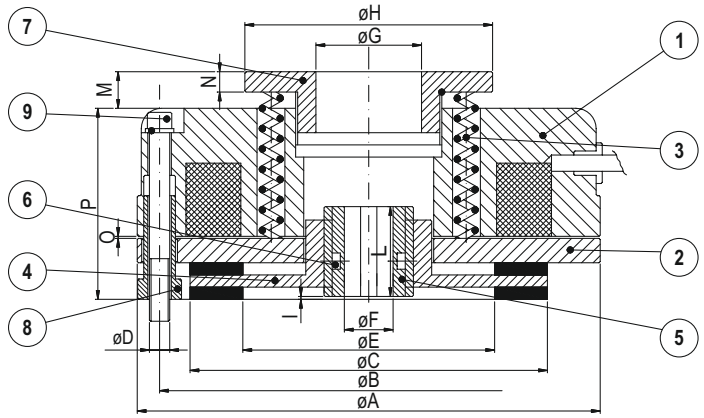

1 Elektro mıknatıs	Electromagnet	Elektromagnet	Elettromagnete	Électro-aimant	Electroimán
2 Endüvi plakası	Armature plate	Ankerplatte	Piastra dell'armatura	Plaque d'induit	Placa de armadura
3 Tork yayı	Torque springs	Bremsfeder	Molle di coppia	Ressorts de couple	Muelles de torsión
4 Disk	Disc	Scheibe	Disco	Disque	Dto
5 Kamalı burç	Splined hub	Nabe	Mozzo scanalato	Moyeu cannelé	cubo estriado
6 O-ring	O-ring	O-Ring	O-ring	O-ring	O-ring
7 Ayar halkası	Adjuster rings	Einstellring	Anelli di regolazione	Anneaux de réglage	Anillos de ajuste
8 Ayar somunu	Adjuster nuts	Einstellschraube	Dadi di regolazione	Écrous de réglage	Tuercas de ajuste
9 Bağlantı civataları	Fixing screws	Feststellschraube	Viti di fissaggio	Vis de fixation	Tornillos de fijación

Tip / Type / Typ / Tipo/ Type / Tipo Fren Modeli / Brake Model / Bremsmodell / Modello di freno / Modèle de frein / Modelo de freno	K1	K2	K3	K4	K5	K6	K7	K7/D	K8	K8/D	K9	K9/D	K9/T
Statik Fren Momenti / Static Braking Torque / Statisches Bremsmoment / Coppia frenante statica / Couple de freinage statique / Par de frenado estático (Nm)	5	12	16	20	40	60	90	180	200	400	300	600	900
Motorun Max. Hızı / Max Speed of the motor / Höchstgeschwindigkeit des Motors / Velocità massima del motore / Vitesse max. du moteur / Velocidad máxima del motor (rpm)	3000	3000	3000	3000	3000	3000	3000	3000	1500	1500	1500	1500	1500
Giriş Gücü / Input Power / Eingangsleistung / Potenza di ingresso / La puissance d'entrée / Potencia de entrada (W)	15	20	25	30	45	50	55	55	60	60	65	65	65
Max. Ses / Max noisiness / Maximale lautheit / Rumorosità massima / Bruit maximum / Máximo ruido (≤dB-A)	68	69	68	69	70	70	70	70	70	69	69	69	70
Ağırlık / Weight / Gewicht / peso / poids / peso (Kg.)	1,1	1,85	2,55	2,84	4,8	7	12	15	14,3	18	23	28	34
A	84	104	114	124	148	159	189	189	218	218	248	248	248
B	72	90	103	112	132	145	170	170	196	196	230	230	230
C	61	77	88	98	119	128	151	151	176	176	204	204	204
D	3xM4	3xM5	3xM5	3xM6	3xM6	3xM8	3xM8	3xM8	6xM10	6xM10	6xM10	6xM10	9xM10
Delik toleransı K3'e kadar H7, diğerleri + 0,01/-0,01 Tolerance hole till size K3 H7, others + 0,01/-0,01 Bohrungstoleranz bis Grösse K3 H7, andere + 0,01/-0,01 Tolleranza foro fino alla misura K3 H7, altri + 0,01/-0,01 Tolérance trou jusqu'à la taille K3 H7, autres + 0,01/-0,01 Tolerancia agujero hasta tamaño K3 H7, otros + 0,01/-0,01 E	35	44	62	69	79	80	90	90	103	103	132	132	132
F	10-11 12	11-14 15	11-15	14-25	24-25 28	25-30 34	25-30 34	25 H40 34 H60	24-34	34 H60 48	44-45 48	44-45 48	44-45 48-50
G	20	26	26	42	60	60	60	60	60	60	60	60	60
H	50	61	61	79	104	104	104	104	104	104	104	104	104
I	1,5	1,5	1,5	1,5	1,5	1,5	1,5	1,5	1,5	1,5	1,5	1,5	1,5
L	18	20	20	20	25	30	30	60	40	60	40	60	80
M (max)	9	9	9	9,5	18	16	14	14	18	18	18	18	18
N	4	4	4	5,5	8	8	8	8	8	8	8	8	8
O	0,2	0,2	0,2	0,2	0,3	0,3	0,3	0,3	0,3	0,4	0,4	0,4	0,4÷0,5
P	38,5	41,5	47	46,5	64	69,5	79	101,5	78	98	80	105	130

Not : Fren çalıştırılmadan önce statik fren momenti tabloda verilen değerlere göre ± % 20 değişiklik gösterebilir.
Note : The brake before running in, the static braking torque value could change by +20% from the reported value.
Notizen : Bevor die Bremse eingefahren ist, kann das statische Bremsmoment um etwa ± 20 % vom Tabellenwert abweichen.
Nota : Il freno prima del rodaggio, il valore della coppia frenante statica potrebbe variare del +20% dal valore riportato.
Nota : Le frein avant rodage, la valeur du couple de freinage statique peut varier de +20% par rapport à la valeur reportée.
Nota : El valor del par de frenado estático antes de la puesta en marcha del freno podría cambiar en un +20 % con respecto al valor informado.

POLAT GROUP REDÜKTÖR SAN. ve TİC. A.Ş.
● ATA OSB Mah. Astim 1.Cad. No: 4 Efeler - Aydın / TÜRKİYE
● T: +90 256 231 19 12 ● F: +90 256 231 19 17 ● info@pgr.com.tr ● www.pgr.com.tr

Dok. No: PG.KT.AG.018_00
Rev. / Yayın Tarihi: 04.2023